



PTEXIM CORP

MONTHLY REPORT

AN INSIGHT BLACK PEPPER'S MARKET REPORT
BY PTEXIM RESEARCH



WEEK

33



CASSIA

Ptexim became an official member of **Binh An Organic Cinnamon Cooperative.**

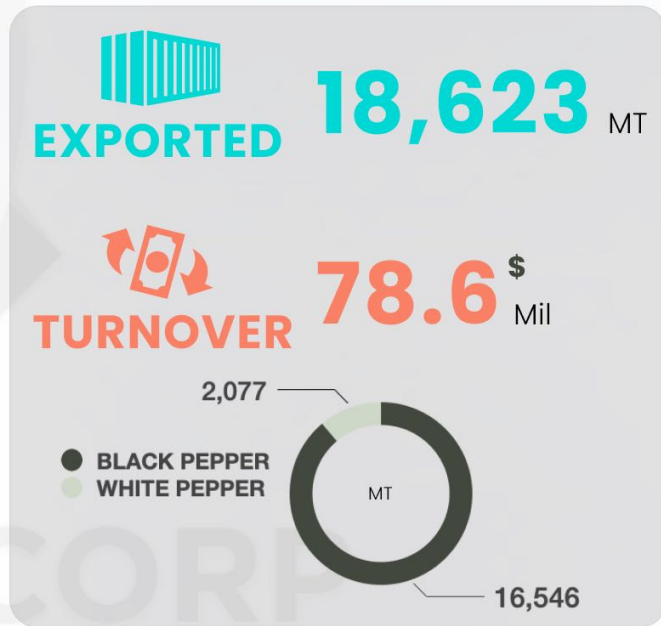




INSIGHT OF EXPORTING PEPPER VIETNAM

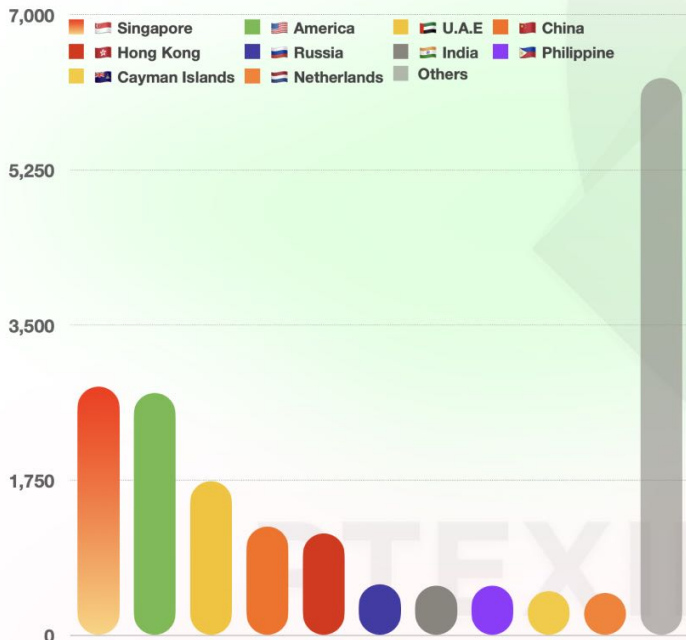
JULY – 2022

According to VPA, in July 2022, Vietnam exported 18,623 tons, of which black pepper 16,546 tons, white pepper 2,077 tons. Total export turnover 78.6 million USD, black pepper 66.7 million USD, white pepper 11.9 million USD. Compared to the previous month, the **export volume decreased by 23.1%**, the **turnover decreased by 21.7%**. 🇸🇬 Singapore became the **largest importer** of Vietnamese pepper in July with an import volume of 2,806 tons, followed by the US market: 2,736 tons, the UAE: 1,738 tons. China: 1,227 tons...



INSIGHT OF EXPORTING PEPPER VIETNAM

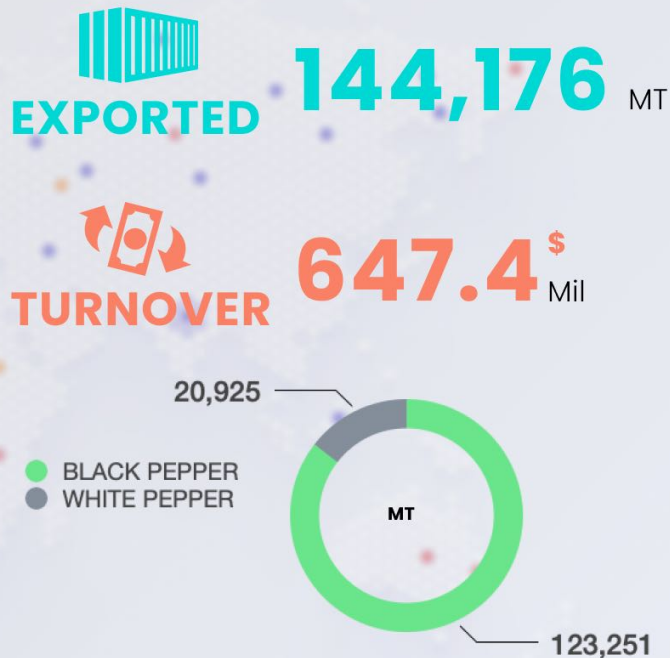
JULY - 2022



No	Country	Quantity (MT)	Value (USD)
1	Singapore	2,806	\$ 13,645,652
2	America	2,736	\$ 14,249,838
3	U.A.E	1,738	\$ 6,930,649
4	China	1,227	\$ 2,627,888
5	Hong Kong	1,152	\$ 5,027,395
6	Russia	576	\$ 2,078,373
7	India	562	\$ 2,477,466
8	Philippine	562	\$ 1,476,652
9	Cayman Islands	500	\$ 2,538,046
10	Netherlands	480	\$ 2,295,170
	Others	6,284	\$ 25,245,933
	TOTAL	18,623	\$ 78,593,062

EXPORTING PEPPER FROM **JAN TO JULY** 2022

By the end of July 2022, Vietnam exported 144,176 tons of pepper, black pepper 123,251 tons, white pepper 20,925 tons. Total export turnover 647.4 million USD, black pepper 523.1 million USD, white pepper 124.3 million USD. Compared to the same period last year, the export volume decreased by 20.8%, equivalent to 37,822 tons (black pepper decreased by 38,874 tons, white pepper increased by 1,052 tons), due to the increase in export prices, the export turnover in 7 months increased by 8.2%, equivalent to 49.2 million USD over the same period in 2021.



EXPORTING PEPPER FROM JANUARY TO JULY 2022

Imports of the Americas ranked second and **decreased by 15.8%**, of which the US was the largest market for importing pepper from Vietnam, reaching 32,845 tons, down 16.1%; followed by Canada: 2,050 tons, down 4.5%.

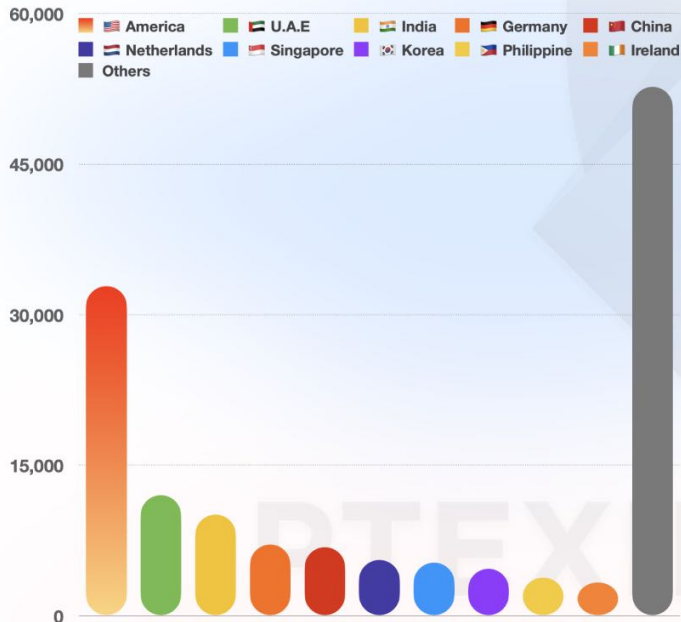
The European region's imports also **decreased by 12.2%**, led by Germany, the Netherlands, Ireland, the UK, Russia, France...

Asia is still the largest pepper import region from Vietnam, accounting for 46.3%, however, over the same period, the import volume **decreased by 26.4%**, of which the decrease was mainly in China with a decrease of 79.5%, Pakistan decreased by 79.5%. Import markets increased including UAE, India, South Korea, Philippines... Notably, Singapore and Hong Kong had a sudden increase in import volume, especially in July with the import volume of each market for the first time being 2,806 tons and 1,152 tons respectively

In Africa, the export volume to this region also decreased, 7 months of Africa region imported 7,579 tons, **down 23.7%**, of which Egypt decreased by 56.5%, South Africa decreased by 16%, Senegal decreased by 10%... The leading white pepper import markets include: USA: 3,365 tons, Germany: 2,874 tons, Netherlands: 2,147 tons, Thailand: 1,374 tons, UAE: 1,324 tons.

INSIGHT OF EXPORTING PEPPER VIETNAM **JAN TO JULY 2022**

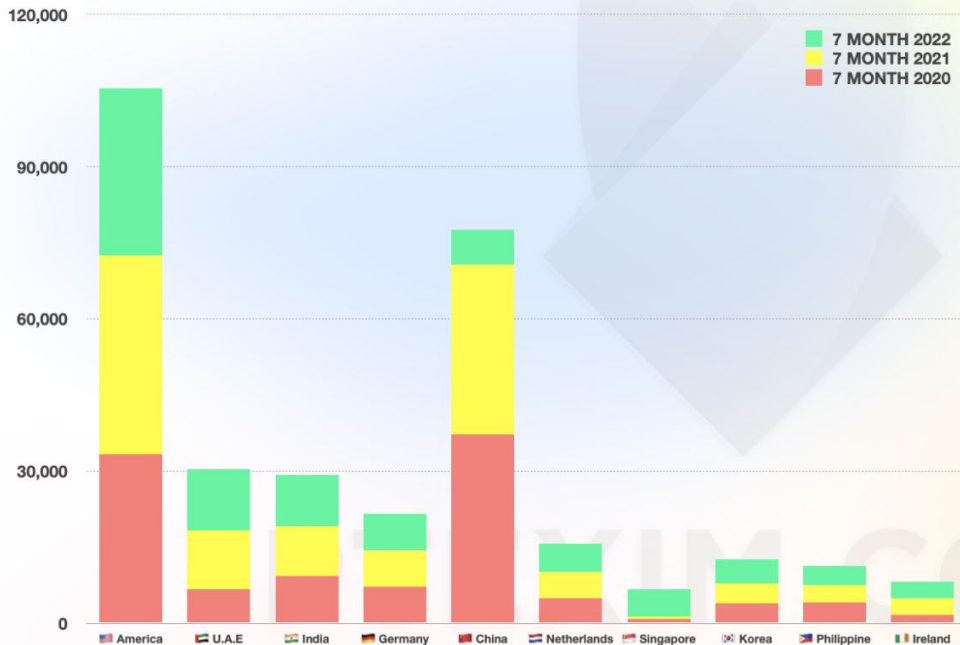
TOP 10 VIETNAM'S PEPPER EXPORTING MARKET



No	Country	Quantity (MT)
1	America	32,845
2	U.A.E	12,030
3	India	10,084
4	Germany	7,068
5	China	6,836
6	Netherlands	5,572
7	Singapore	5,287
8	Korea	4,684
9	Philippine	3,771
10	Ireland	3,312
	Others	52,687
	TOTAL	144,176

TOP 10 VIETNAM'S PEPPER EXPORTING MARKET

JAN TO JUNE PERIOD 2020 - 2022

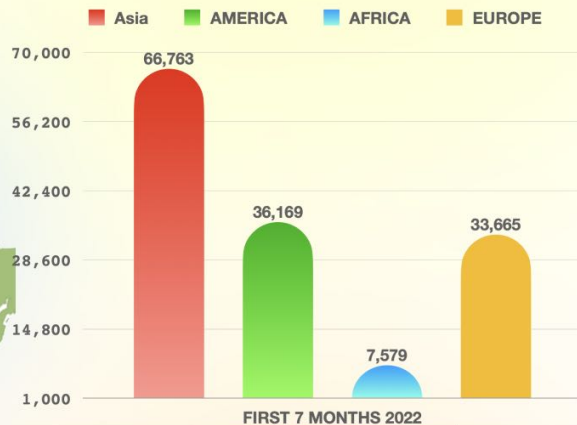
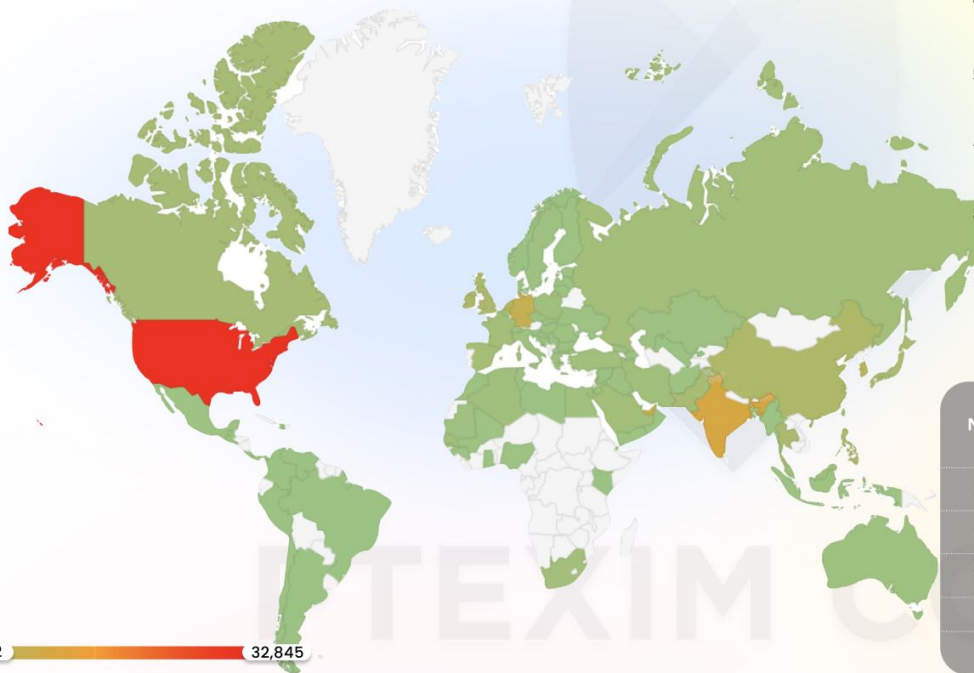


No	COUNTRY	7 MONTH 2020	7 MONTH 2021	7 MONTH 2022
1	America	33,402	39,132	32,845
2	U.A.E	6,687	11,597	12,030
3	India	9,378	9,753	10,084
4	Germany	7,143	7,311	7,068
5	China	37,269	33,396	6,836
6	Netherlands	4,892	5,305	5,572
7	Singapore	864	539	5,287
8	Korea	3,905	3,947	4,684
9	Philippine	4,188	3,366	3,771
10	Ireland	1,721	3,237	3,312



COUNTRIES IMPORT VIETNAM PEPPER BY MAP CHART

CONTINENT IMPORT VIETNAM PEPPER **7 MONTHS** 2022 PERIOD



No	Countries	FIRST 7 MONTHS 2020	FIRST 7 MONTHS 2021	FIRST 7 MONTHS 2022
1	ASIA	98,308	90,747	66,763
2	AMERICA	36,690	42,980	36,169
3	AFRICA	14,804	9,929	7,579
5	EUROPE	36,358	38,342	33,665
TOTAL		186,160	181,998	144,176

TOP 10 EUROPE COUNTRIES IMPORT VIETNAM PEPPER

BELLOW CHART SHOWS TOP 10 EUROPE COUNTRIES IMPORTED PEPPER FROM VIETNAM **7 MONTHS 2022**

The European region's imports also decreased by 12.2%, led by Germany, the Netherlands, Ireland, the UK, Russia, France...



33,665_{MT}
PEPPER
imported from Vietnam of 7 months 2022

CHANGE **-4,677** ↓

% CHANGE **-12.20%** ↓
compared with 2021



No	COUNTRY	7 MONTHS 2020	7 MONTHS 2021	7 MONTHS 2022
1	Germany	7,143	7,311	7,068
2	Netherlands	4,892	5,305	5,572
3	Ireland	1,721	3,237	3,312
4	England	3,572	3,864	3,232
5	Russia	3,629	3,660	2,916
6	France	2,365	3,194	1,793
7	Spain	1,810	1,639	1,654
8	Turkey	2,470	3,080	1,601
9	Israel	1,391	875	716
10	Italy	497	677	619
	Others	6,868	5,500	5,182
	TOTAL	36,358	38,342	33,665 MT



TOP 10 ASIA COUNTRIES IMPORT VIETNAM PEPPER

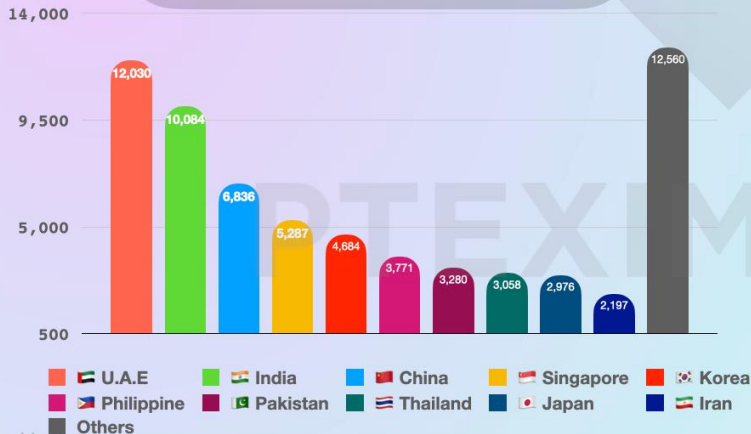
BELLOW COLUMN CHART AND DATA SHOWS TOP 10 ASIA COUNTRIES IMPORTED PEPPER FROM VIETNAM **7 MONTHS 2022**

Asia is still the largest pepper import region from Vietnam, accounting for 46.3%, however, over the same period, the import volume decreased by 26.4%, of which the decrease was mainly in China with a decrease of 79.5%, Pakistan decreased by 79.5%. Import markets increased including UAE, India, South Korea, Philippines... Notably, Singapore and Hong Kong had a sudden increase in import volume, especially in July with the import volume of each market for the first time being 2,806 tons and 1,152 tons respectively.



CHANGE **-23,984** MT ↓

% CHANGE **-26.43%** ↓
compared with 2021



No	COUNTRY	7 MONTHS 2020	7 MONTHS 2021	7 MONTHS 2022
1	U.A.E	6,687	11,597	12,030
2	India	9,378	9,753	10,084
3	China	37269	33,396	6,836
4	Singapore	864	539	5,287
5	Korea	3,905	3,947	4,684
6	Philippine	4,188	3,366	3,771
7	Pakistan	7,893	8,784	3,280
8	Thailand	3,853	2,900	3,058
9	Japan	2,166	2,128	2,976
10	Iran	2,183	2,589	2,197
	Others	19,922	11,748	12,560
	TOTAL	98,308	90,747	66,763

TOP 5 AMERICAN COUNTRIES IMPORT VIETNAM PEPPER

BELLOW COLUMN CHART AND DATA SHOWS TOP 5 AMERICAN COUNTRIES IMPORTED PEPPER FROM VIETNAM FIRST **7 MONTHS 2022**

Imports of the Americas ranked second and decreased by 15.8%, of which the US was the largest market for importing pepper from Vietnam, reaching 32,845 tons, down 16.1%; followed by Canada: 2,050 tons, down 4.5%.



36,169 MT

PEPPER

imported from Vietnam of 7 months 2022

CHANGE

-6,811 MT

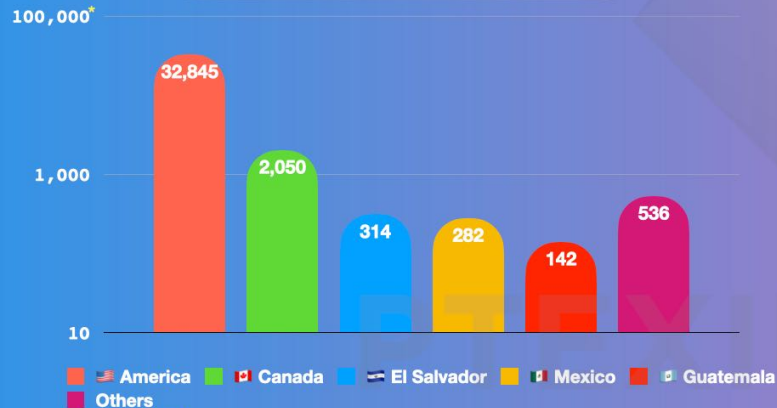


% CHANGE

-15.85%



compared with 2021



■ America
 ■ Canada
 ■ El Salvador
 ■ Mexico
 ■ Guatemala
 ■ Others

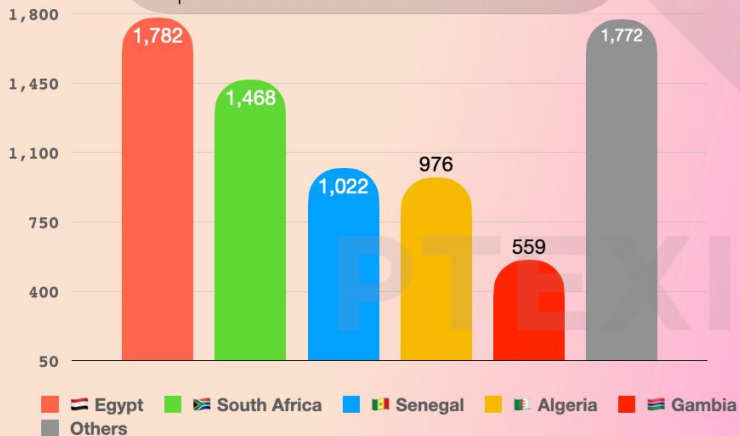
* Log scale chart

No	COUNTRY	7 MONTHS 2020	7 MONTHS 2021	7 MONTHS 2022
1	America	33,402	39,132	32,845
2	Canada	1,589	2,147	2,050
3	El Salvador		217	314
4	Mexico	620	548	282
5	Guatemala	90	184	142
	Others	989	752	536
	TOTAL	36,690	42,980	36,169 MT

TOP 5 AFRICA COUNTRIES IMPORT VIETNAM PEPPER

BELLOW COLUMN CHART AND DATA SHOWS TOP 5 AFRICA COUNTRIES IMPORTED PEPPER FROM VIETNAM FIRST **7 MONTHS 2022**

In Africa, the export volume to this region also decreased, 7 months of Africa region imported 7,579 tons, down 23.7%, of which Egypt decreased by 56.5%, South Africa decreased by 16%, Senegal decreased by 10%...



CHANGE **-2,350** MT ↓

% CHANGE **-23.67%** ↓

compared with 2021

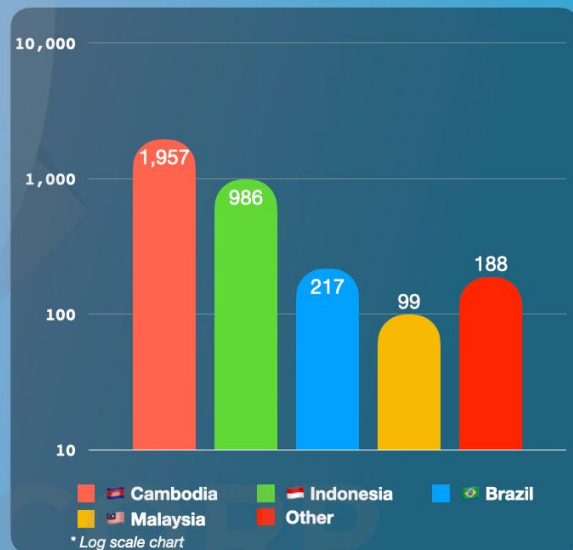
No	COUNTRY	7 MONTHS 2020	7 MONTHS 2021	7 MONTHS 2022
1	Egypt	7,299	4,097	1,782
2	South Africa	1,610	1,748	1,468
3	Senegal	1,849	1,135	1,022
4	Algeria	944	266	976
5	Gambia	792	744	559
	Others	2,310	1,939	1,772
	TOTAL	14,804	9,929	7,579



IMPORT OF PEPPER IN JULY 2022

According to VPA, in July 2022, Vietnam imported 4,451 tons, of which black pepper 4,313 tons, white pepper 138 tons. Compared to June, the import volume increased by 29.1%, the turnover increased by 26.5%. Brazil and Cambodia continue to be the two main suppliers to Vietnam.

No	Country	Total Value (\$)	Quantity (Mt)
1	 Brazil	\$ 7,439,102	1,885
2	 Cambodia	\$ 5,925,196	1,753
3	 Indonesia	\$ 1,358,784	340
4	 Malaysia	\$ 1,369,840	228
5	Other	\$ 1,215,117	245
	TOTAL	\$ 17,308,039	4,451



VIETNAM IMPORT PEPPER

JANUARY TO JULY

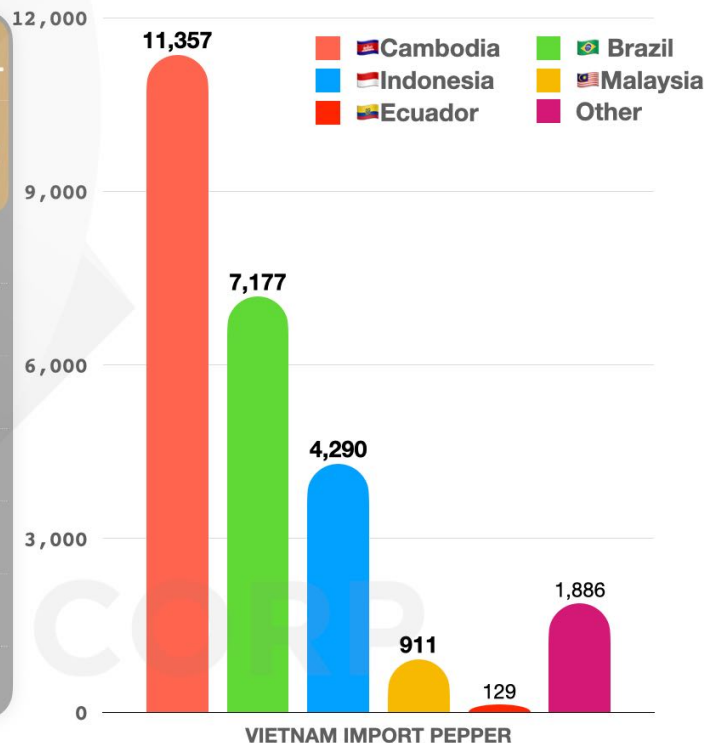
“From January to July 2022, Vietnam imported **25,750** tons, of which black pepper 22,385 tons, white pepper 3,392 tons, compared to the same period last year, the import volume increased by **37.8%** equivalent to 7,066 ton.

🇰🇲 Cambodia, 🇧🇷 Brazil and Indonesia are the three main suppliers of pepper to Vietnam, the total import volume from these three markets accounted for 88.6%, of which imports from Cambodia increased by **155.1%** from Brazil increased by 32.1% and from Indonesia down 36.5%. Indonesia is the main supplier of white pepper to Vietnam, reaching 3,125 tons. ”

VIETNAM IMPORT PEPPER

Bellow table shows pepper's quantity imported to Vietnam from January to July 2022

No	Countries	7 months 2020	7 months 2021	7 months 2022	% +/- 2022/2021
1	Cambodia	2,271	4,452	11,357	155,1 ▲
2	Brazil	6,099	5,434	7,177	32,1 ▲
3	Indonesia	6,196	6,757	4,290	-36,5 ▼
4	Malaysia	360	446	911	104,3 ▲
5	Ecuador	134	79	129	63,3 ▲
	Other	1,711	1,516	1,886	
	TOTAL	16,771	18,684	25,750	37,8 ▲



VIETNAM BLACK PEPPER PRICE

WEEK 33 - 2022

- After the price has increased rapidly due to China's increase in purchasing, last week, the price had a slight **decrease to about 1.5%** compared to the beginning of the month due to Chinese holidays and reduced cross-border consumption in ghost festivals every year.
- A long period of market quiet, we expect the market to get **better from the EU and USA** after the **summer vacation** and **prepare for orders for Christmas and New Year** in the fourth quarter.

Black pepper price from 1st - 14th August



FROM JAN 2022 - 14TH AUG 2022

VIETNAM BLACK PEPPER PRICE CHART

i Pepper prices over the first 7 months of the year had erratic correction sessions due to the influence of various factors such as; China's closure due to the impact of Covid, war situation in Russia and Ukraine, Global inflation, monetary policy, etc. have made pepper prices **fall 12%** compared to the beginning of the year on January 1, 2022.



VND/KG

1/1 1/7 1/13 1/19 1/25 1/31 2/6 2/12 2/18 2/24 3/2 3/8 3/14 3/20 3/26 4/1 4/7 4/13 4/19 4/25 5/1 5/7 5/13 5/19 5/25 5/31 6/6 6/12 6/18 6/24 6/30 7/6 7/12 7/18 7/24 7/30 8/5 8/11

JAN

14TH AUG



SHIPPING & FREIGHT

Sea freight rates down in worldwide.



FBX01 index: **Asia to West Coast ocean freight**. last update: 10-Aug-2022

① FBX measure the daily, 40FT container rates by freight forwarders for 12 main shipping routes through Asia, Europe, and the Americas. The rates include shipping prices and other fees but exclude taxes and port fees.

Transpacific ocean rates to the West Coast **fell more than 10%** this week. And though Asia - US West Coast rates have **decreased 20%** since June ended, the pace of the decline has slowed when compared to the 50% drop May to June.

Despite being firmly in the typical **peak season** months, many are **not expecting** a coming increase in rates or volumes on the transpacific or for Asia - Europe trade, though rates are expected to stay well above pre-pandemic levels.

VND

USD/VND RATE

According to many sources in the domestic financial market, Vietnam's currency will still tend to depreciate at least 1% against the USD in the fourth quarter of 2022.





CASSIA



Last week, Ptexim became an official member of Binh An Organic Cinnamon Cooperative. The current cooperative has an Organic cassia certificate issued by ECOCERT. This is also one of the important steps when Ptexim is always steadfast in deploying high quality cinnamon sources, tracing products to households, improving the competitive position of Vietnamese cinnamon in the international market.

OTHERS SPICES

CINNAMON (CASSIA) / TURMERIC / STAR ANISE / GINGER



CASSIA

The price of cinnamon last week was **relatively stable and little changed**. However, the **demand** for cassia /cinnamon according to European standards (guarantee Lead and Pesticide / Coumarin is **increasing**). Besides, the demand for sticks / cigarettes has **increased dramatically** in the EU and US markets for **Christmas and New Year celebrations**. This made the **stock even more scarce**.

Please contact for further demand for Cassia Stick / Cassia Split / Cassia Broken / Cassia Powder ...



INVENTORY



PRICE



EU STANDARDS

PTEXIM are now able to produce ground cassia / cassia broken with **low coumarin content** and guaranteed **lead content** below **2ppm** according to **European standards**.



3000 ppm



COUMARIN

CONTENT



2ppm

LEAD

CONTENT

STAR ANISEED




PHU THUAN EXPORT-IMPORT-MANAGEMENT CORPORATION (PTEAM CORP)

ADDRESS: STREET 11, AN PHU WARD, DISTRICT 11, HOCHIMINH CITY, VIETNAM



STAR ANISE

Prices have **increased rapidly 20 – 25%** the last 2 weeks due to strong Chinese consumption. End of this week the market was stable and unchanged because everybody was shocked when the market rose like a rocket in a short time.

Besides cassia, **Ptexim is currently implementing an Organic**  **Star Anise project** in Lang Son and expects to have an Organic Star anise certificate with product traceability in 2023.

We can offer Star anised with premium quality and ensure European standards for Pesticide/ Anthraquinone/ PAH... etc

OTHERS SPICES



CINNAMON (CASSIA) / TURMERIC / STAR ANISE / GINGER



GINGER

Please send us any request for Ginger Sliced/ Polished Ginger Finger/ Ginger Powder....

TURMERIC



Please contact for further demand for Turmeric Sliced/ Polished Turmeric Finger / Turmeric Powder



OFFER & UPDATING PEPPER PRICE

I would like to give you an indication price PEPPER, CASSIA, STAR ANISE, TURMERIC... based on NET FOB HCM as follows



WHOLE PEPPER

NO	ITEM	FOB (USD/MT)	EU MAINT PORT	NY/BAL
PINHEAD PEPPER				
1	PINHEAD < 1MM SUPER CLEANED	\$1,155	\$1,793	\$1,705
2	PINHEAD 1.5MM - 2MM CLEANED	\$1,458	\$2,095	\$2,008
3	PINHEAD 2MM - 2.5MM CLEANED	\$1,768	\$2,406	\$2,318
4	PINHEAD SUPERIOR QUALITY	\$2,123	\$2,761	\$2,673
5	LIGHT BERRIES TO EXTRA OIL (6-7% PIPERINE)	Please Contact	Please Contact	Please Contact

WHOLE PEPPER

6	VBP 500 G/L FAQ	\$3,308	\$3,672	\$3,748
7	VBP 550 G/L FAQ	\$3,529	\$3,893	\$3,969
8	VBP 500 G/L Spiral Cleaned	\$3,610	\$3,974	\$4,050
9	VBP 550 G/L Spiral Cleaned	\$3,674	\$4,038	\$4,114
10	VBP 550 G/L Spiral Cleaned Pesticide	\$3,874	\$4,238	\$4,314
11	VBP 570 G/L ASTA	\$3,739	\$4,103	\$4,179
12	VBP 5MM Jumbo Size	\$3,852	\$4,216	\$4,292
13	White PEPPER 630 G/L DW	\$5,270	\$5,635	\$5,710
14	White PEPPER 630 G/L ASTA	\$5,315	\$5,679	\$5,755





STEAM STERILIZED PEPPER & PESTICIDE GUARANTEE EU COMPLIANCE

NO	ITEM	FOB (USD/MT)	EU MAINT PORT	NY/BAL
STEAM STERILIZED PINHEAD PEPPER				
1	Steam Sterilized Pinhead < 1MM	\$1,605	\$2,243	\$2,155
2	Steam Sterilized Pinhead 1.5MM - 2MM	\$1,908	\$2,545	\$2,458
3	Steam Sterilized Pinhead 2MM - 2.5MM	\$2,218	\$2,856	\$2,768
4	Steam Sterilized Pinhead Super Quality	\$2,573	\$3,211	\$3,123

STEAM STERILIZED LIGHT BERRIES PEPPER				
5	Steam Sterilized Black Pepper 250 G/L	\$3,836	\$4,473	\$4,360
6	Steam Sterilized Black Pepper 300 G/L	\$3,978	\$4,615	\$4,502
7	Steam Sterilized Black Pepper 350 G/L	\$4,025	\$4,662	\$4,549





STEAM STERILIZED PEPPER & PESTICIDE GUARANTEE EU COMPLIANCE

NO	ITEM	FOB (USD/MT)	EU MAINT PORT	NY/BAL
STEAM STERILIZED PEPPER				
8	Steam Sterilized Pepper 500G/L	\$3,834	\$4,198	\$4,274
9	Steam Sterilized Pepper 550G/L	\$3,964	\$4,329	\$4,404
10	Steam Sterilized Pepper 570G/L	\$4,030	\$4,394	\$4,470
11	Steam Sterilized Pepper 5MM	\$4,112	\$4,476	\$4,552
12	Steam Sterilized White Pepper 630G/L	\$5,694	\$6,058	\$6,134
STEAM STERILIZED PEPPER - EU COMPLIANCE				
13	Steam Sterilized Pepper 500G/L	\$4,014	\$4,378	\$4,454
14	Steam Sterilized Pepper 550G/L	\$4,144	\$4,509	\$4,584
15	Steam Sterilized Pepper 570G/L	\$4,210	\$4,574	\$4,650
16	Steam Sterilized Pepper 5MM	\$4,292	\$4,656	\$4,732
17	Steam Sterilized White Pepper 630G/L	\$5,874	\$6,238	\$6,314





STEAM STERILIZED PEPPER & PESTICIDE

GUARANTEE COUMARIN AS EU COMPLIANCE

ITEM	FOB	EU MAIN PORT	USA MAIN PORT
STEAM STERILIZED CASSIA POWDER 1 - 1.5% VO;	\$2,557	\$2,957	\$3,017
STEAM STERILIZED CASSIA POWDER 2% VO;	\$2,998	\$3,398	\$3,458
STEAM STERILIZED CASSIA POWDER 2.5% VO;	\$3,219	\$3,619	\$3,679



CASSIA (CINNAMON)



NO	ITEM	FOB (USD/MT)	NOTE
1	WHOLE CASSIA;	\$3,632	>4% VO
2	CASSIA SPLIT;	\$3,014	>4% VO
3	CASSIA BROKEN CLEANED 2% VO;	\$2,298	>2% VO
4	CASSIA BROKEN CLEANED 2.5% VO;	\$2,519	>2.5% VO
5	CASSIA BROKEN CLEANED 3% VO;	\$2,739	>3% VO
6	CASSIA BROKEN CLEANED 3.5% VO;	\$3,180	>3.5% VO
7	CASSIA BROKEN CLEANED 4% VO;	\$4,063	>4% VO
8	CASSIA STICK CUT 6 - 10CM - ROLLED 90%;	\$5,441	>4% VO
9	CASSIA CIGARETTE LONG STICK	\$5,177	>4% VO
10	CASSIA POWDER 1 - 1.5% VO;	\$1,857	1-1.5% VO
11	CASSIA POWDER 2% VO;	\$2,298	2% VO
12	CASSIA POWDER 2.5% VO;	\$2,519	2.5% VO
13	CASSIA POWDER 3% VO;	\$2,872	3% VO
CASSIA GUARANTEE LEAD CONTENT AS EU COMPLIANCE			
14	CASSIA BROKEN CLEANED 2.2% - 2.4% VO;	\$2,995	>2% VO
15	CASSIA POWDER 2 - 2.2% VO;	\$2,995	>2% VO

STAR ANISE



NO	ITEM	FOB (USD/MT)	NOTE
14	STAR ANISE SUPERIOR;	\$10.383	2.5cm, 80% up
15	STAR ANISE STANDARD;	\$9.501	2.0cm, 80% up



TURMERIC



NO	ITEM	FOB (USD/MT)
16	TURMERIC FINGER;	\$1.674
17	POLISHED TURMERIC FINGER;	\$1.943
18	TURMERIC POWDER;	\$1.495
19	TURMERIC SLICE SUN DRIED;	\$1.674
20	WASHED TURMERIC SLICE SUN DRIED;	\$1.719
21	TURMERIC SLICE MACHINE DRIED;	\$1.674

GINGER



NO	ITEM	FOB (USD/MT)
22	GINGER POWDER	\$2.390
23	GINGER SLICED	\$2.301
24	POLISHED GINGER FINGER	\$2.301



CASSIA STEAM STERILIZED PESTICIDE GUARANTEE

NO	ITEM	FOB (USD/ MT)	EU MAINT PORT	NY/BAL
1	STEAM STERILIZED CASSIA BROKEN 2% VO;	\$2,898	\$3,486	\$3,574
2	STEAM STERILIZED CASSIA BROKEN 2.5% VO;	\$3,119	\$3,707	\$3,795
3	STEAM STERILIZED CASSIA BROKEN 3% VO;	\$3,339	\$3,927	\$4,016
4	STEAM STERILIZED CASSIA BROKEN 3.5% VO;	\$3,780	\$4,369	\$4,457
5	STEAM STERILIZED CASSIA BROKEN 4% VO;	\$4,663	\$5,251	\$5,340
6	STEAM STERILIZED CASSIA POWDER 1 -1.5% VO;	\$2,457	\$2,857	\$2,917
7	STEAM STERILIZED CASSIA POWDER 2% VO;	\$2,898	\$3,298	\$3,358
8	STEAM STERILIZED CASSIA POWDER 2.5% VO;	\$3,119	\$3,519	\$3,579
9	STEAM STERILIZED CASSIA POWDER 3% VO;	\$3,472	\$3,872	\$3,932





IPEPPER POWDER PESTICIDE GUARANTEE

ITEM	(USD/MT)
GROUND STEAM STERILIZED BLACK PEPPER	
- Half Cracked HTST black pepper;	\$5,210
- Granulate HTST black pepper;	\$5,112
- Coarse HTST black pepper 12 -> 14# ;	\$4,869
- Table HTST black pepper 18 -> 28# ;	\$4,826
- Fine HTST black pepper 30 -> 34# ;	\$4,784
- Ground HTST black pepper 40 -> 100# ;	\$4,657
GROUND STEAM STERILIZED WHITE PEPPER	
- Half Cracked HTST White Pepper;	\$5,210
- Granulate HTST white pepper;	\$5,112
- Coarse HTST white pepper 12 -> 14# ;	\$4,869
- Table HTST white pepper 18 -> 28# ;	\$4,826
- Fine HTST white pepper 30 -> 34# ;	\$4,784
- Ground HTST white pepper 40 -> 100# ;	\$4,657



Pepper's Market Report

MONTHLY - JULY

Week 33



THANK YOU!

Please do not hesitate to send me if you have any further request.

Hien, Nguyen Vu

CEO

A: 43 Street 17, Quarter 5, An Phu Ward, Thu Duc City, Ho Chi Minh City, VN

M: +84 902 222 295

E: spices@ptexim.com.vn | hiennv@ptexim.com.vn

PTEXIM CERTIFICATE



RAINFOREST ALLIANCE



USDA ORGANIC Available during 2022



PTEXIM FACTORY



1. WHOLE SPICES FACTORY (Address : Daklak Province, VN)



2. FOOD FACTORY (Address : Ba-Ria Vung Tau Province, VN)

www.ptexim.com.vn