



PTEXIM CORP

#23 May Monthly Report

PHUC THINH EXPORT IMPORT INVESTMENT CORPORATION (PTEXIM CORP)
ADD : 43 STREET 17, QUARTER 5, AN PHU WARD, THU DUC CITY, HO CHI MINH CITY, VIETNAM

The image shows a stack of report covers. The top cover is titled '#23 Weekly Insights' and features a bar chart with two bars: 170,000 VND/kg for 08/06 and 174,000 VND/kg for 09/06, with a +18% increase. Below it is a cover for 'Jan-May 2024' showing a +19.5% change in volume. The next cover shows a -13.2% change in volume. The bottom cover lists 'USA Top Buyer' with a volume of 30,466 MT.

A MONTHLY BLACK PEPPER'S MARKET REPORT 2024
BY PTEXIM RESEARCH

VND/kg

+18%
to last week



#23

Weekly Insights



KEY POINTS WEEK 23

VIETNAM'S PEPPER PRICE
IN WEEK 23
2 - 6 JUNE

+18%

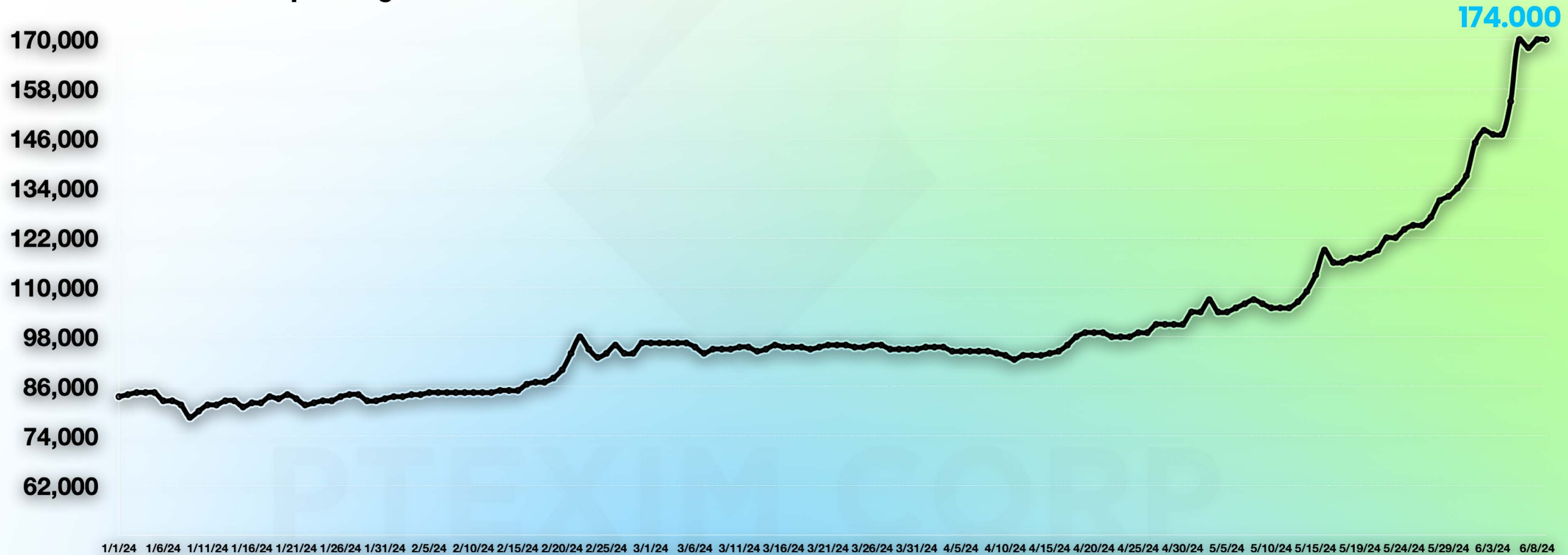
- The price of black pepper last week continued to skyrocket from 148,000 VND to 174,000 VND, an increase of 18%. Particularly, there were days when prices surged by **\$700 - \$800 in just one day.**
- Strong demand from various traditional markets such as China, the Middle East, and the US/EU in the past week has reinforced the belief that black pepper prices will **continue to rise in the near future.**
- Therefore, the price of black pepper has **increased by 64% in just one month** (from 106,000 VND on 9/5/2024 to 174,000 VND on 9/6/2024).

2024

FROM Jan - 9 June 2024

Vietnam Black Pepper Price Chart VNĐ/kg

Pepper price has had an impressive increase in 2024 with an increase from 83,500vnd from January 1, 2024 to 174.000 until June 09, 2024, corresponding to an **increase of 109%** in recent times.



174.000

1

Let's pay attention to the main points in the recent period with the following factors:



Farmers



- The **rapid increase** in pepper prices has made farmers **very excited**, alongside other agricultural products such as **coffee** and **durian**, which have also seen price **increases**, improving the **livelihoods** of the people.



- However, new pepper **planting is still not widely recognized** as the **cost of new pepper planting has become more expensive** compared to before, alongside other agricultural crops that offer better profits than black pepper, such as coffee, cocoa, and durian.

1

Farmers



- Currently, many farmers have **sold their raw materials**, and the quantity of pepper is mainly **concentrated in households** with financial conditions and the **ability to store long-term**. Pressure to sell when prices drop is almost non-existent.



- Many farmers **expect prices to continue to rise significantly** in the near future.

PTEXIM CORP

2

Collectors & Dealers



- The **inventory levels** of intermediate dealers, an important link connecting farmers to exporters, are considered to be **low**.



- In particular, some dealers have faced **shortages** as they have **sold out** and **have not been able to buy back** when the market **rapidly rises**. This has led to prices escalating even further.



- The average inventory in the hands of **intermediate dealers is very thin**, the **lowest** in recent years, as the **cost of capital** for black pepper has become **more expensive**. Purchasing and **storing inventory has become difficult** and requires a large capital amount, resulting in low inventory levels for intermediate dealers.

3

Export Manufacturers



- The rapid increase in black pepper prices has put pressure on many export manufacturers who are facing a **shortage of production materials** for **signed orders**. This will create significant pressure on the market as inventory levels are expected to decrease sharply compared to previous years.



PTEXIM CORP

3


Export Manufacturers



- With exports **reaching 114,424 tons in 5 months** and an estimated export of **no less than 25,000 tons in June**, Vietnam is expected to export up to 140,000 tons of black pepper in 6 months, with 7 more months of the season ahead posing a significant challenge for the entire Vietnamese black pepper market and the global market in general.



- The **cost of capital for black pepper has doubled** compared to the beginning of the year, leading to the lowest inventory levels in nearly 5 years.



4

Importers & Oversea customers



With Brazil forecasted to have a serious **crop failure and delayed harvest** due to prolonged extreme weather, black pepper prices at SPOT warehouses for immediate delivery have **continuously risen sharply**. This has left many manufacturers **unprepared** for production needs for the year.

PTEXIM CORP

4

Importers & Oversea customers

Many importers/processors expect the supply of raw materials to be supplemented from Brazil and Indonesia, leading to a **shortage of production materials** as Brazil/Indonesia have almost not offered to sell, causing prices to **continuously soar** in the recent period.





Pepper Exports Insight | May 2024



Pepper Exports Insight | May 2024

According to VPSA's preliminary statistics, in May 2024, Vietnam exported 31,357 tons of pepper, black pepper reached 27,416 tons, white pepper reached 3,941 tons. Export turnover reached 141.0 million USD, black pepper reached 119.7 million USD, white pepper reached 21.3 million USD, compared to April, export volume increased by 19.5%, turnover increased by 21.1%. The average export price of black pepper in May reached 4,542 USD/ton, white pepper reached 6,106 USD/ton, an increase of 229 USD for black pepper and 63 USD for white pepper compared to the previous month.

31,357 MT

Export

141.0 Mil \$

Turnover

↑ +19.5%

Pepper Exports Insight | May 2024

The United States continues to be Vietnam's largest pepper export market reaching 7,692 tons, an increase of 2.4% over the previous month. Exports to China rebounded in May reaching 3,137 tons, an increase of 381.9% compared to April but a decrease of 69.4% compared to the same period in 2023.

TOP 3 IMPORTER MAY 2024



7.692 MT



UNITED STATES

3.137 MT



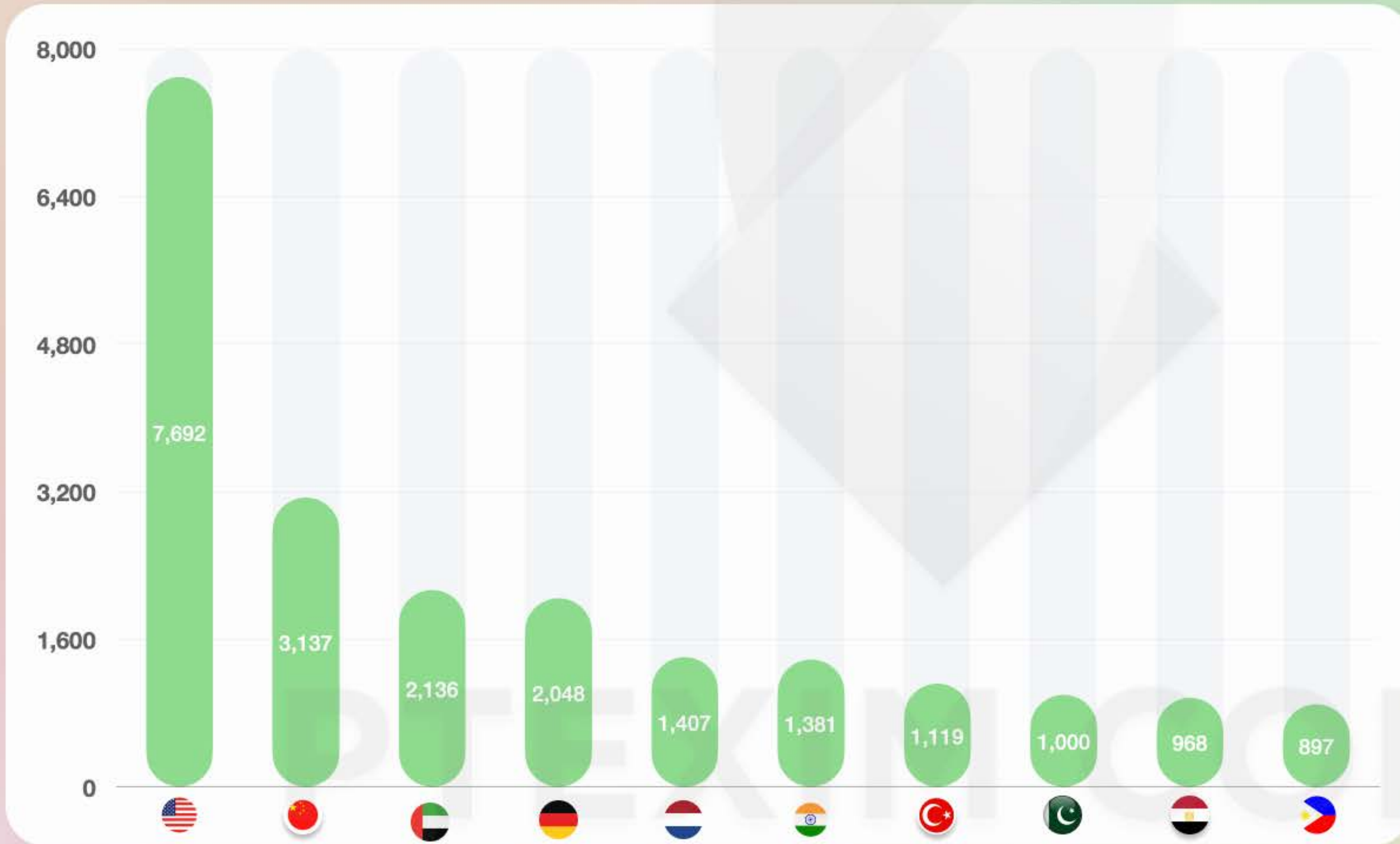
CHINA

2.136 MT



U.A.E

Pepper Exports Insight | May 2024



No	Country	Value (\$)	Quantity (Mt)
1	America	37,510,173	7,692
2	China	7,856,967	3,137
3	United Arab	10,143,858	2,136
4	Germany	10,321,262	2,048
5	Netherlands	7,434,890	1,407
6	India	6,248,226	1,381
7	Turkey	4,629,854	1,119
8	Pakistan	4,187,325	1,000
9	Egypt	4,202,648	968
10	Philippine	3,411,351	897
	Others	45,097,381	9,572
	TOTAL	\$141.043.935	31,357

Pepper Exports Insight | Jan-May 2024

114,424 MT

Export



493.1 Mil \$

Turnover



↓ **-13.2%**

Change

Volume



4,197 \$/TON

Average

BLACK PEPPER



5,804 \$/TON

Average

WHITE PEPPER



30,466 MT

USA

Top Buyer



Pepper Exports Insight | Jan-May 2024

In the first 5 months of 2024, Vietnam exported 114,424 tons of pepper, of which black pepper reached 100,971 tons, white pepper reached 13,453 tons. Total export turnover reached 493.1 million USD, black pepper reached 417.7 million USD, white pepper reached 75.4 million USD. Compared to the same period in 2023, export volume decreased by 13.2%, but export turnover increased by 20.6%. The average export price of black pepper in 5 months reached 4,197 USD/ton, white pepper reached 5,804 USD/ton, an increase of 754 USD for black pepper and 849 USD for white pepper respectively compared to the same period in 5 months of 2023.

114,424 MT

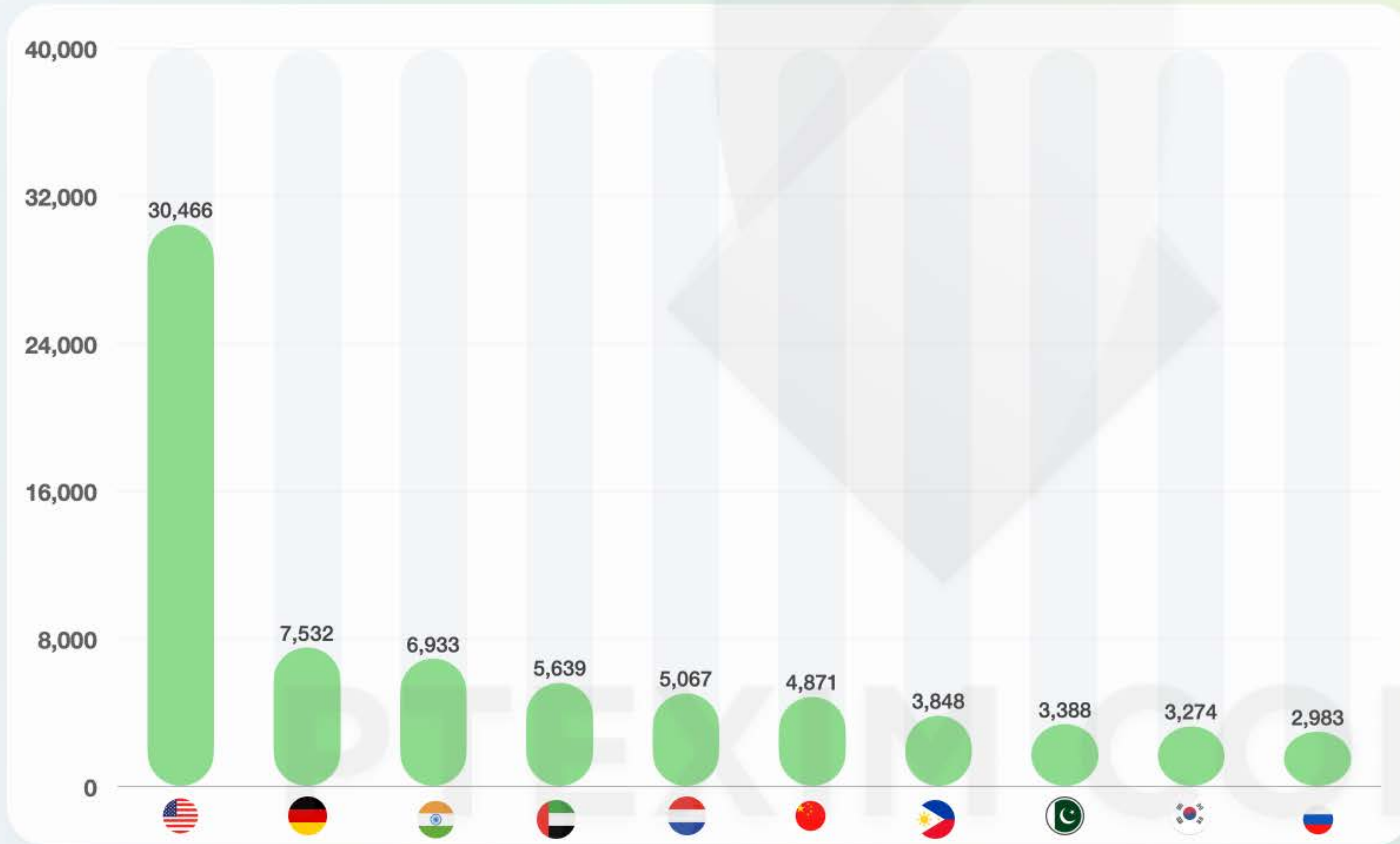
Export

493.1 Mil \$

Turnover

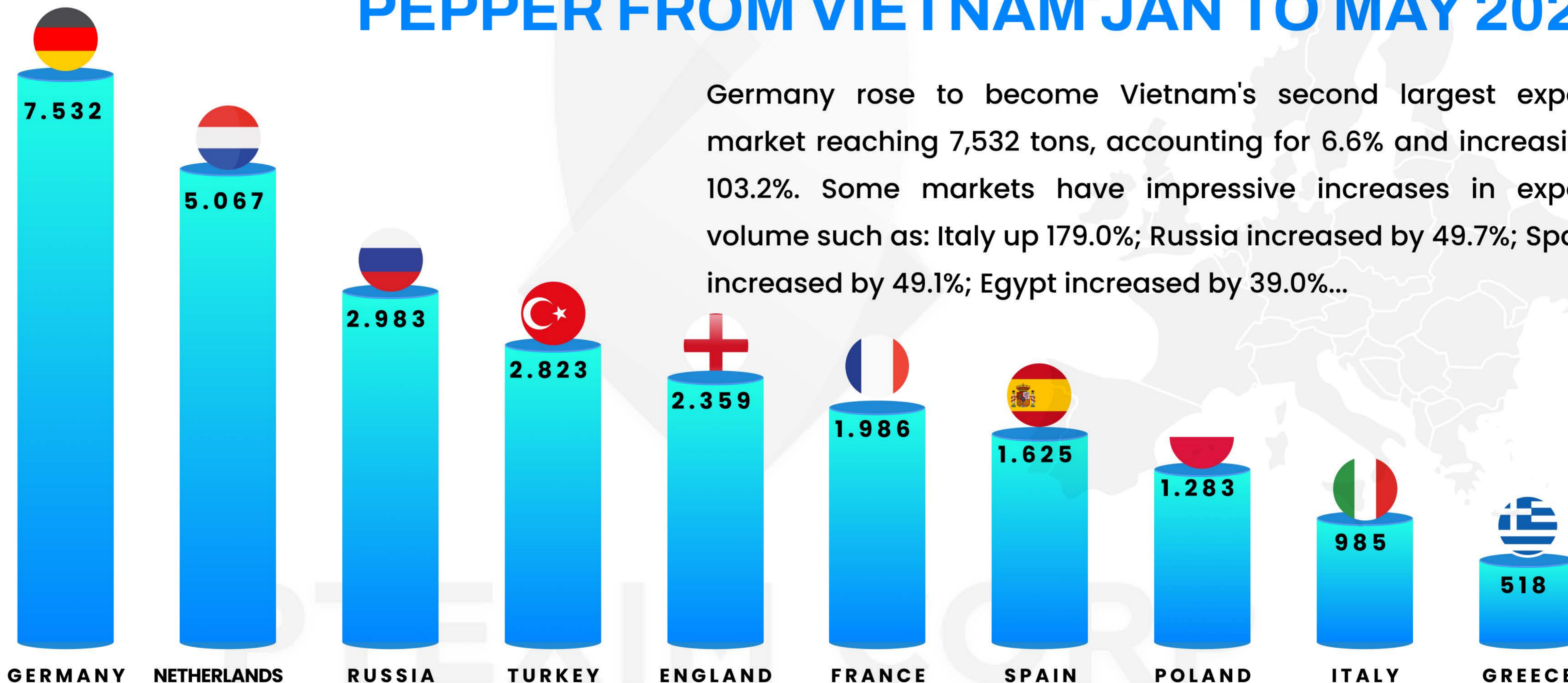
-13.2%

Pepper Exports Insight | Jan - May 2024



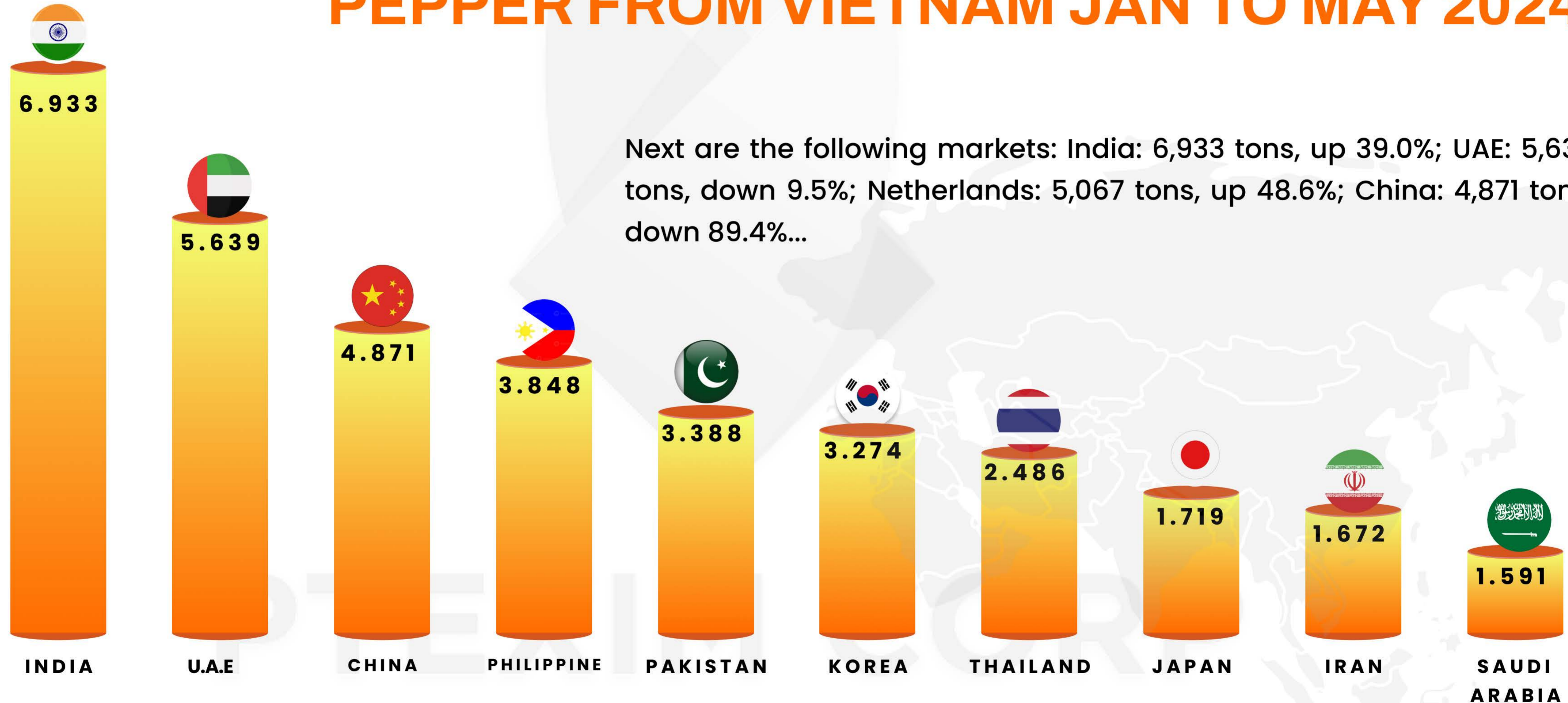
No	Country	Quantity (Mt)
1	America	30,466
2	Germany	7,532
3	India	6,933
4	United Arab	5,639
5	Netherlands	5,067
6	China	4,871
7	Philippine	3,848
8	Pakistan	3,388
9	Korea	3,274
10	Russia	2,983
	Others	40,423
	TOTAL	114,424

TOP 10 EU COUNTRIES IMPORT PEPPER FROM VIETNAM JAN TO MAY 2024



Germany rose to become Vietnam's second largest export market reaching 7,532 tons, accounting for 6.6% and increasing 103.2%. Some markets have impressive increases in export volume such as: Italy up 179.0%; Russia increased by 49.7%; Spain increased by 49.1%; Egypt increased by 39.0%...

TOP 10 ASIA COUNTRIES IMPORT PEPPER FROM VIETNAM JAN TO MAY 2024

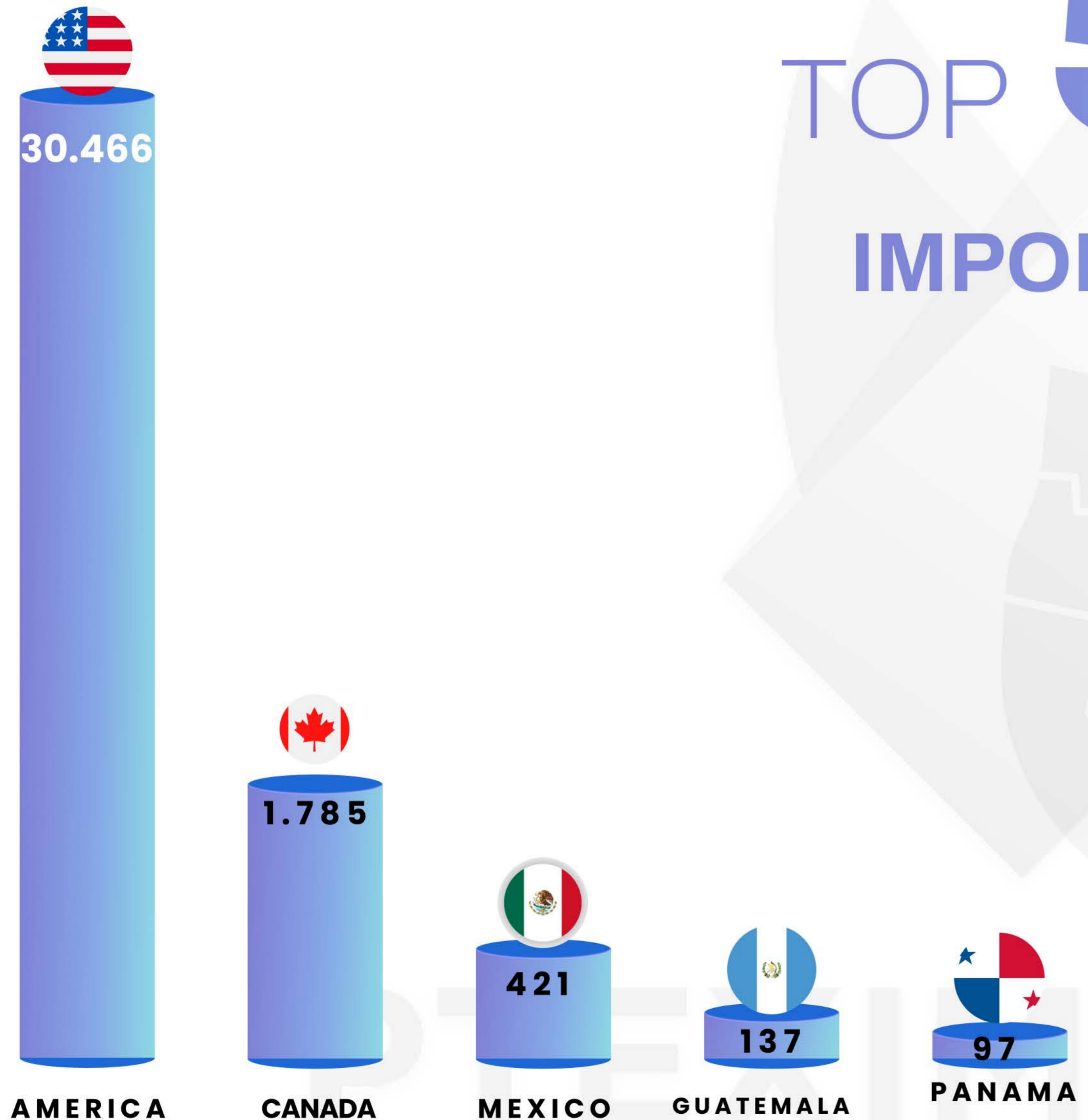


Next are the following markets: India: 6,933 tons, up 39.0%; UAE: 5,639 tons, down 9.5%; Netherlands: 5,067 tons, up 48.6%; China: 4,871 tons, down 89.4%...

TOP 5 US COUNTRIES

IMPORT PEPPER FROM VIETNAM

JAN TO MAY 2024



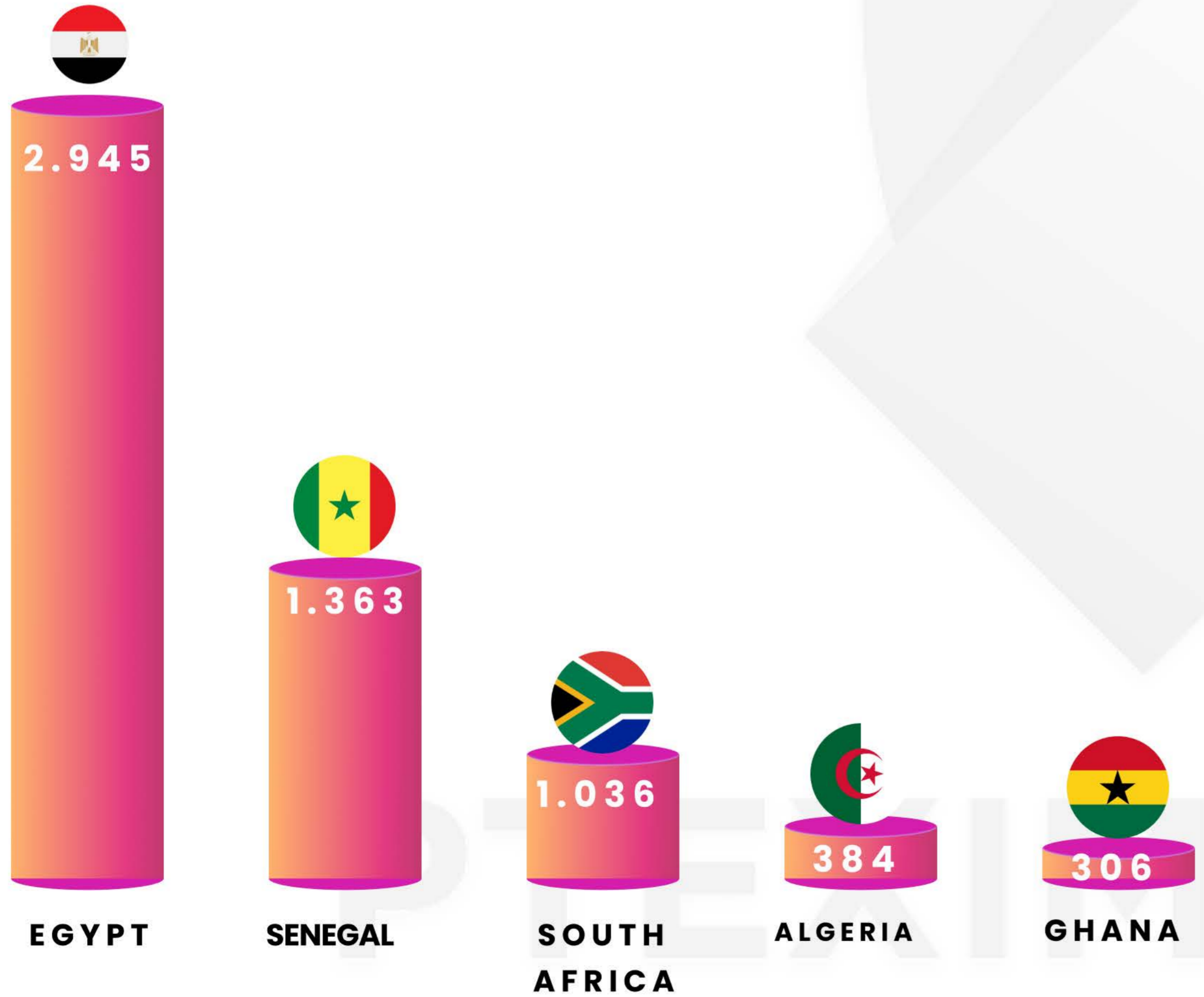
The United States continues to be Vietnam's largest pepper export market reaching 30,466 tons, accounting for 26.6% and increasing by 44.4% over the same period. Germany, the United States, the Netherlands, Thailand and China are the largest white pepper consumption markets of Vietnam.

TOP 5 AFRICA

COUNTRIES IMPORT

PEPPER FROM VIETNAM

JAN TO MAY 2024



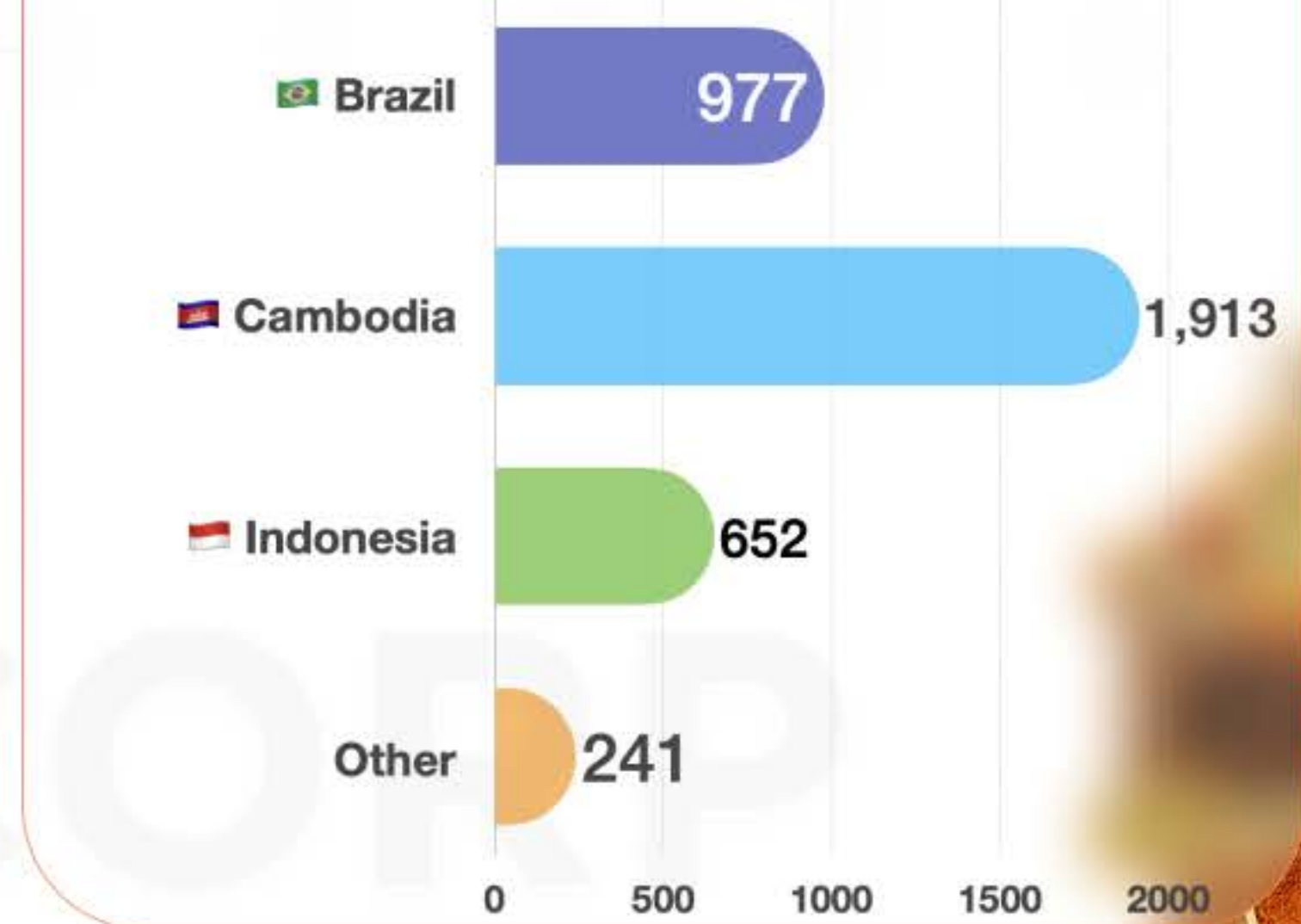
PEPPER IMPORTING

IN MAY 2024

According to preliminary statistics of VPSA, in May 2024, Vietnam imported 3,783 tons, of which black pepper reached 3,475 tons, white pepper reached 308 tons, total import turnover reached 16.0 million USD, compared to May 2024. 4 Import volume decreased by 11.6%. Cambodia was the largest pepper supplier to Vietnam in May, accounting for 50.6% reaching 1,913 tons, up 14.0%, followed by Brazil accounting for 25.8% reaching 977 tons and down 44.7% compared to last year.



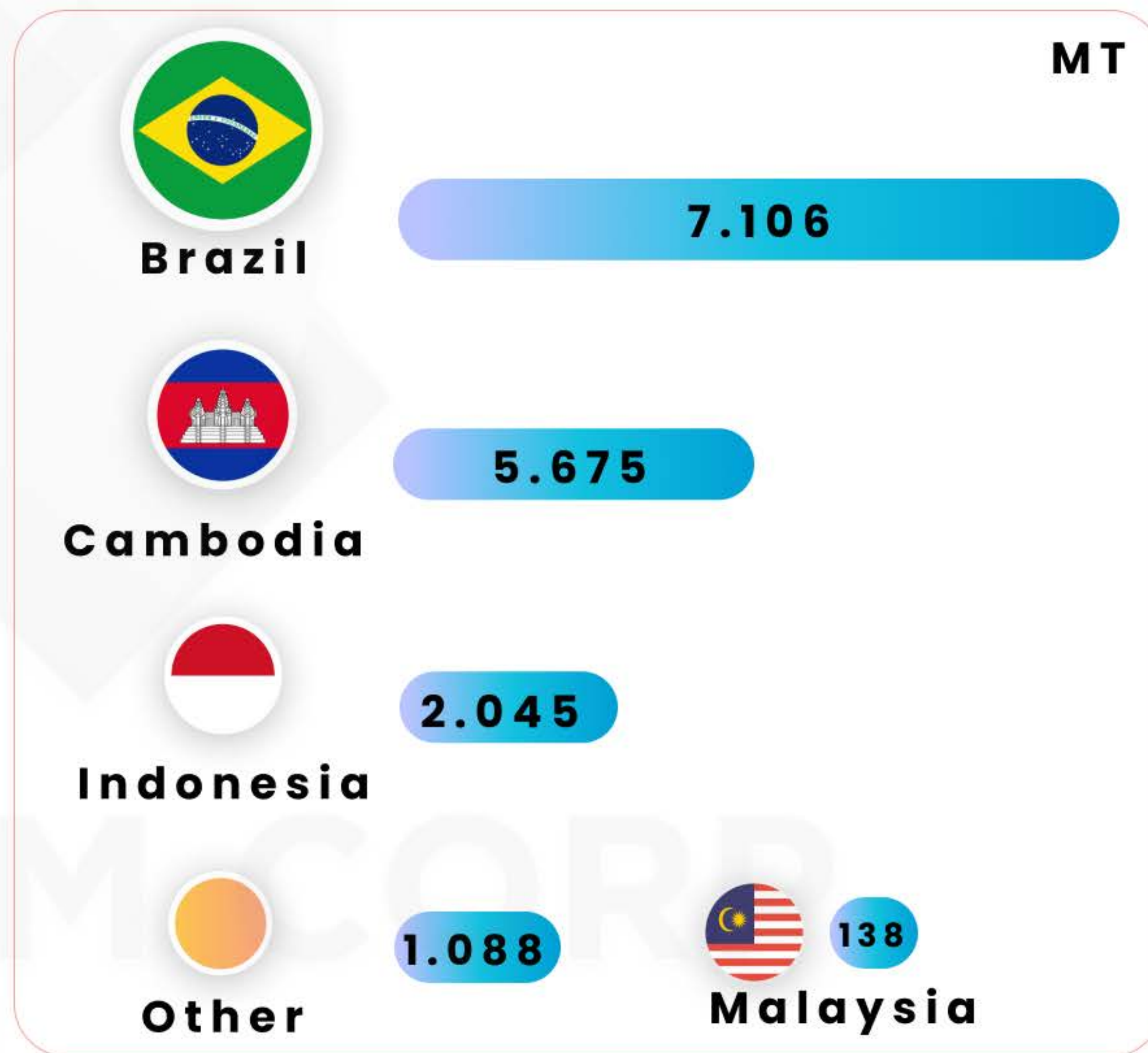
IMPORT VOLUME CHART BY COUNTRY



PEPPER IMPORTING

JAN-MAY 2024

By the end of May 2024, Vietnam imported 16,052 tons of pepper, which black pepper reached 15,223 tons, white pepper reached 829 tons, compared to the same period in 2023, the import volume increased by 28.4%. Brazil is the largest pepper supplier to Vietnam reaching 7,106 tons, accounting for 44.3%, but compared to the same period in 2023, it will decrease by 7.5%. Cambodia ranked second with 5,675 tons, accounting for 35.4% of the market share and increasing 170.1% over the same period last year.



Currency

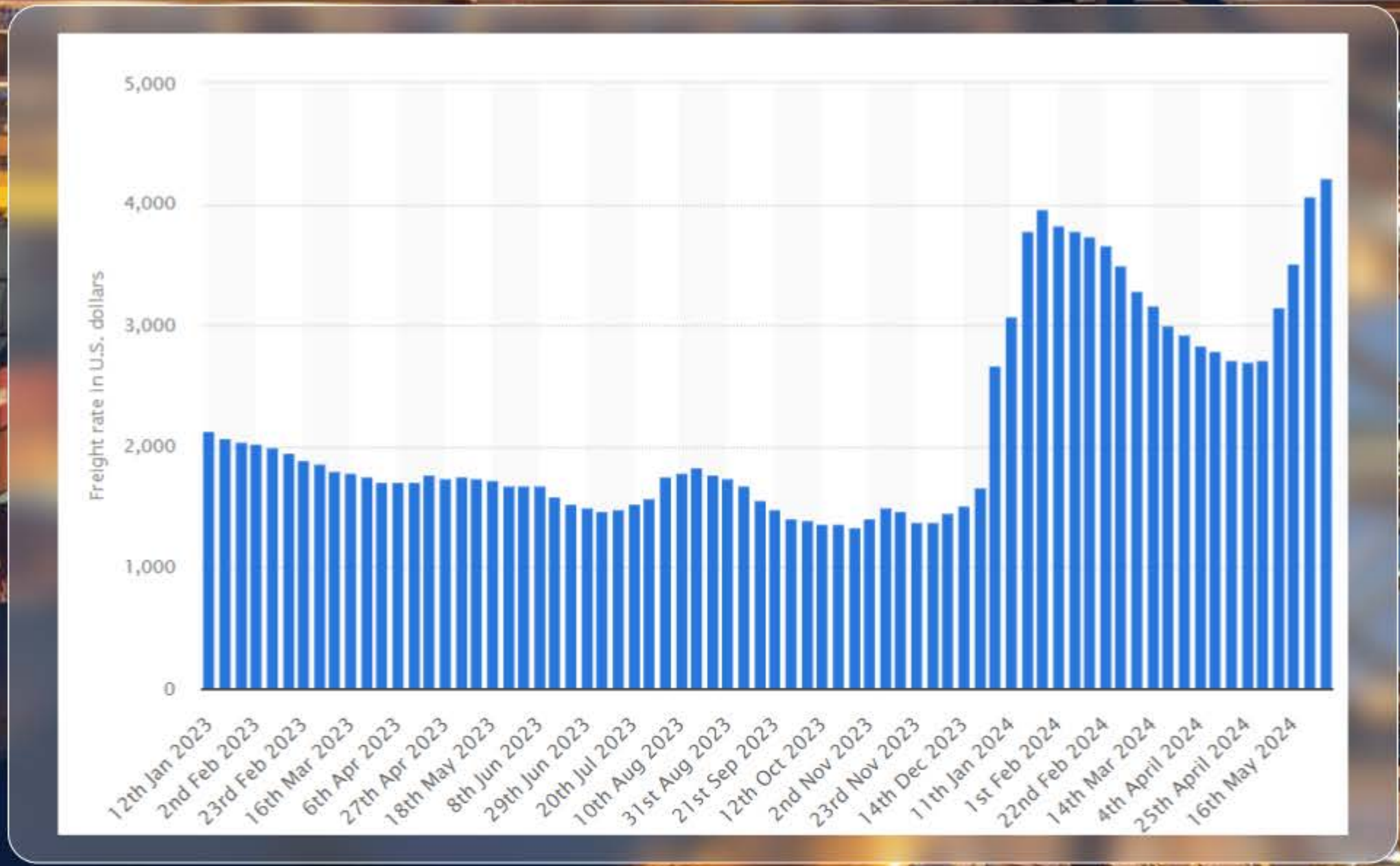
The VND exchange rate has continued to stable compare with the USD.



SHIPPING SITUATION

OCEAN RATES CLIMB SHARPLY

- Rates to Europe are raising. The rate gap between the Mediterranean and North Europe is expected to narrow.
- Port congestion in Dubai and Singapore is causing schedule delays and more blanked sailings are anticipated.
- The SCFI for the US West Coast has reached a two-year high. Space shortage persists with no new service additions.
- Despite capacity additions to Mexico, market rates remain high.





QUICK ASSESSMENT OF MAJOR IMPORT MARKETS

As reported from IPC.



INDIA

India's domestic and international pepper prices have both **increased** since last week.



INDONESIA

Although the Rupiah decreased by 1% against the USD (IDR 16,165/USD), Indonesia's domestic and export prices continued to **increase** in the past 2 weeks as some farmers in Bangka province have stored pepper waiting for higher prices.



MALAYSIA

Malaysian domestic pepper prices continued to **increase** in the past 3 weeks. Meanwhile, this country's export prices remain stable and unchanged.



SRI LANKA

Sri Lanka's domestic pepper prices have continued to **increase** since 3 weeks ago.



QUICK ASSESSMENT OF MAJOR IMPORT MARKETS

As reported from IPC.



BRAZIL, CAMBODIA, CHINA

Brazilian pepper prices increased sharply this week, reported by Brazilian exporter, the main reason for the price **increase** is due to **mass crop failures in Espirito Santom state** - the main pepper production area of the country. Brazil is due to **El Nino**, so farmers have been **stockpiling pepper**. While Cambodian black pepper prices were **stable**, **Chinese white pepper** prices recorded an **increased** this week.



PTEXIM RESEARCH

PTEXIM CORP



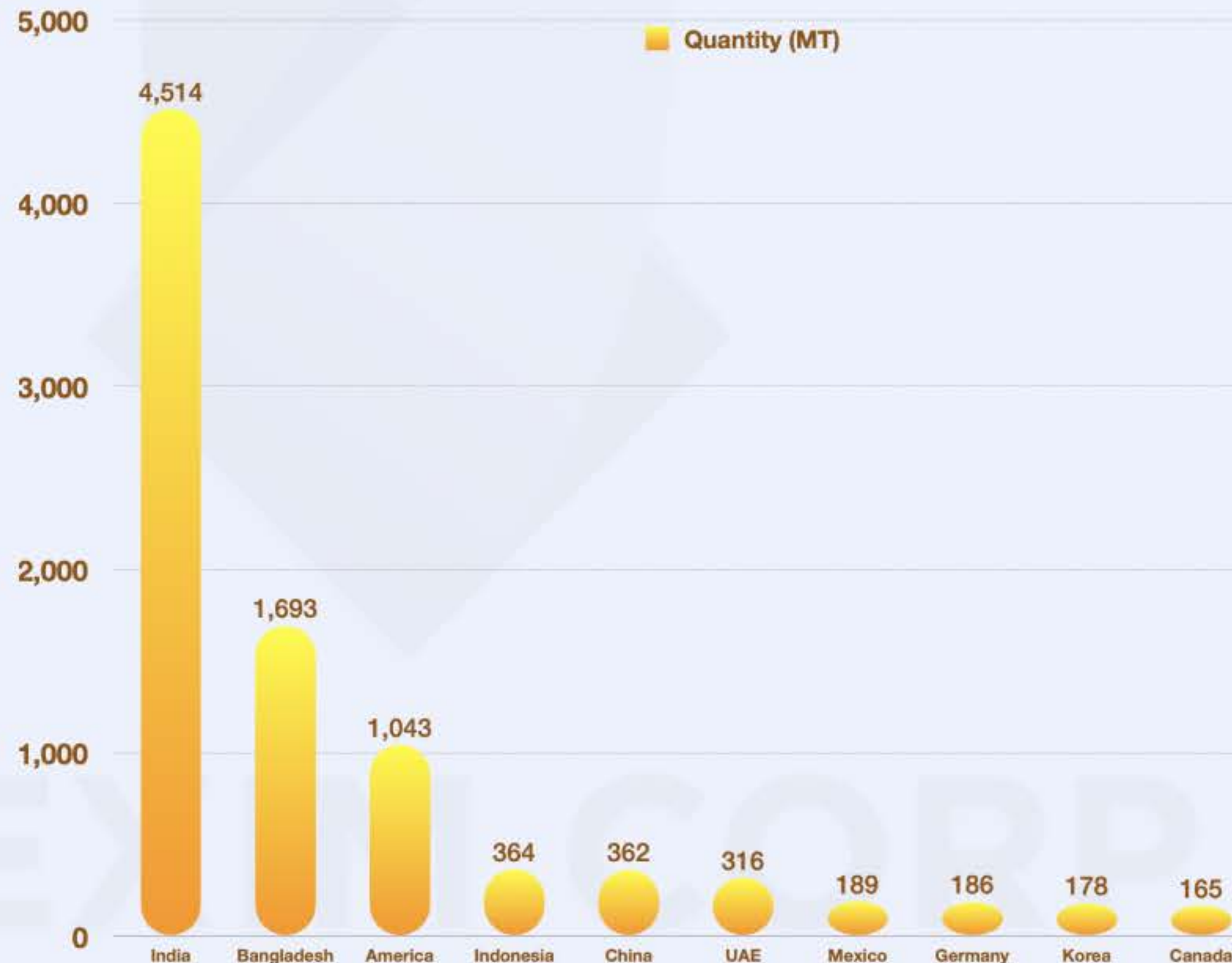
CASSIA

EXPORTING REPORT

Cassia Exports Insight | May 2024

Preliminary statistics of VPSA, in May 2024, Vietnam exported 11,176 tons of cassia, total export turnover reached 31.1 million USD, compared to April, export volume increased by 75.0%, turnover increased by 63,4%. India, Bangladesh and the United States are the three main export markets of Vietnamese cassia reaching 4,514 tons, 1,693 tons and 1,043 tons respectively. Exports to some markets in the month had a sudden increase such as: Indonesia increased by 600%, China increased by 513.6%...

TOP 10 CASSIA'S IMPORTER FROM VIETNAM



11,176 MT
Export

31.1 Mil \$
Turnover

Cassia Exports In First 5 Months 2024 Insight



33,528 MT
Export



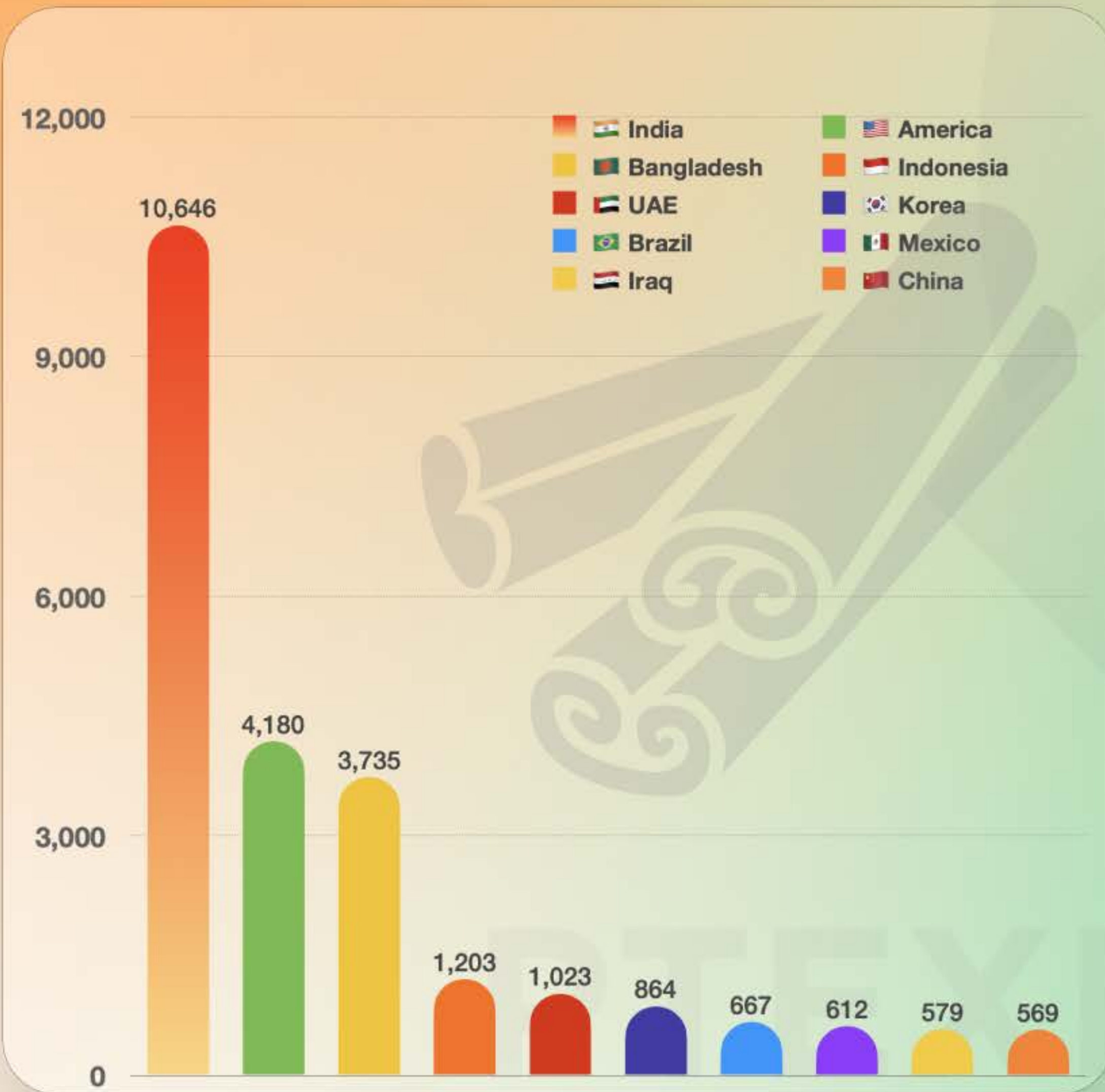
96.3 Mil \$
Turnover



1.1%
Volume

In the first 5 months of 2024, Vietnam exported 33,528 tons of Cassia, total export turnover reached 96.3 million USD, compared to the same period last year, export volume decreased by 1.1% and turnover decreased by 4.4%. Main export markets include: India: 10,646 tons, United States: 4,180 tons and Bangladesh: 3,735 tons...

INSIGHT | CASSIA EXPORT FIRST 5 MONTHS 2024



No	Country	Quantity (MT)
1	India	10,646
2	America	4,180
3	Bangladesh	3,735
4	Indonesia	1,203
5	UAE	1,023
6	Korea	864
7	Brazil	667
8	Mexico	612
9	Iraq	579
10	China	569
	Others	9,450
	TOTAL	33,528



GUARANTEED LEAD



CONTENT

We Can Offer Cassia Products According To European And American Standards With Guaranteed LEAD Content Of 1ppm And 2ppm. COUMARIN 2000ppm Or 3000ppm. Metal Powder As KFDA Standard.

Please Contact For Further Demand For Cassia Stick / Cassia Split / Cassia Broken / Cassia Powder ...





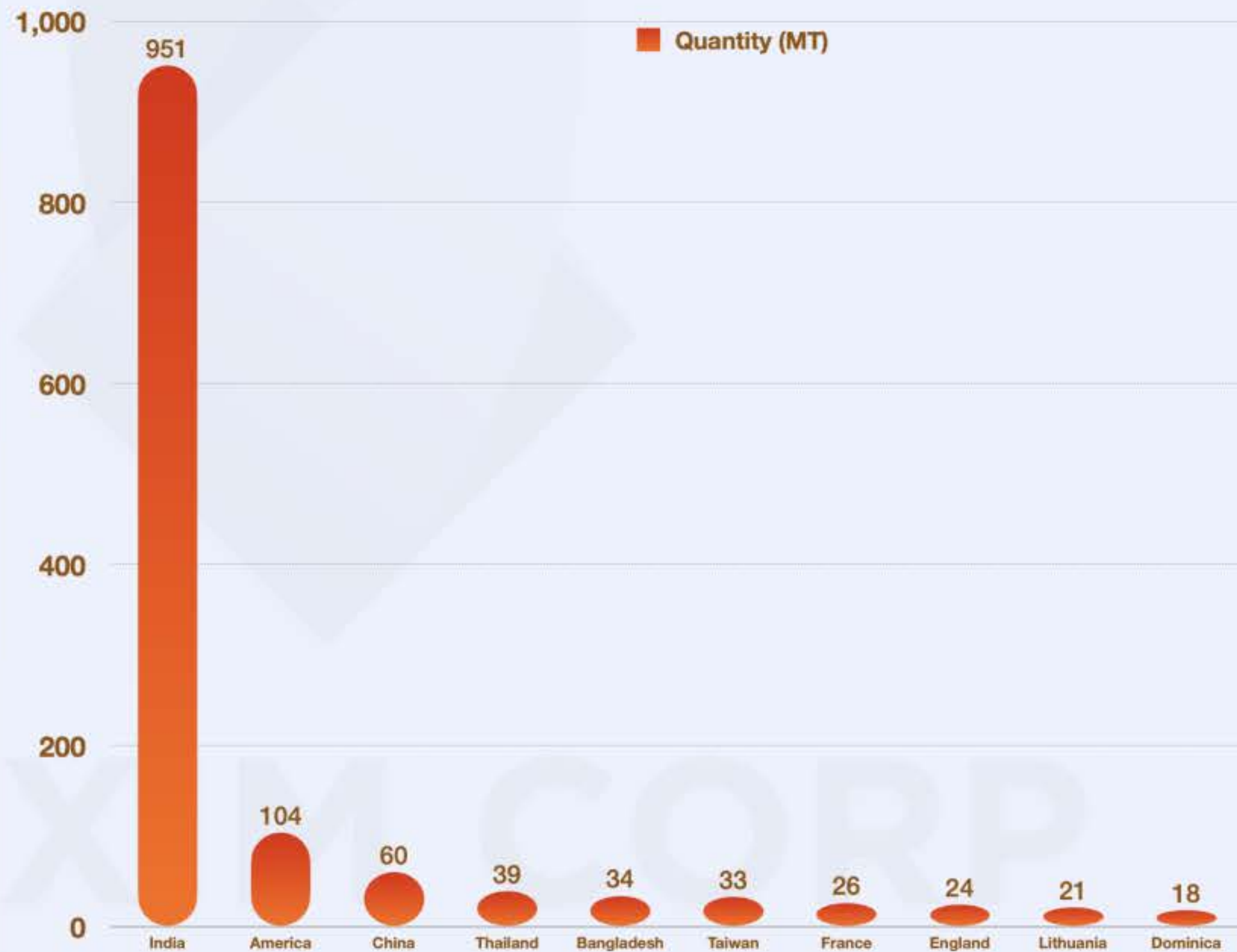
PTEXIM RESEARCH

STAR ANISE EXPORTING REPORT

Star Anise Exports Insight | May 2024

Preliminary statistics of VPSA, in May 2024, Vietnam exported 1,560 tons of Star Anise, turnover reached 7.2 million USD, compared to April, export volume increased by 5.4%. India continues to be the main export market of Vietnamese Star Anise, accounting for 61.0%, reaching 951 tons and down 7.9% compared to the previous month.


TOP 10 STAR ANISE'S IMPORTER FROM VIETNAM



1,560^{MT}
Export

7.2^{Mil \$}
Turnover

Star Anise Exports In First 5 Months 2024 Insight



5,475 MT
Export



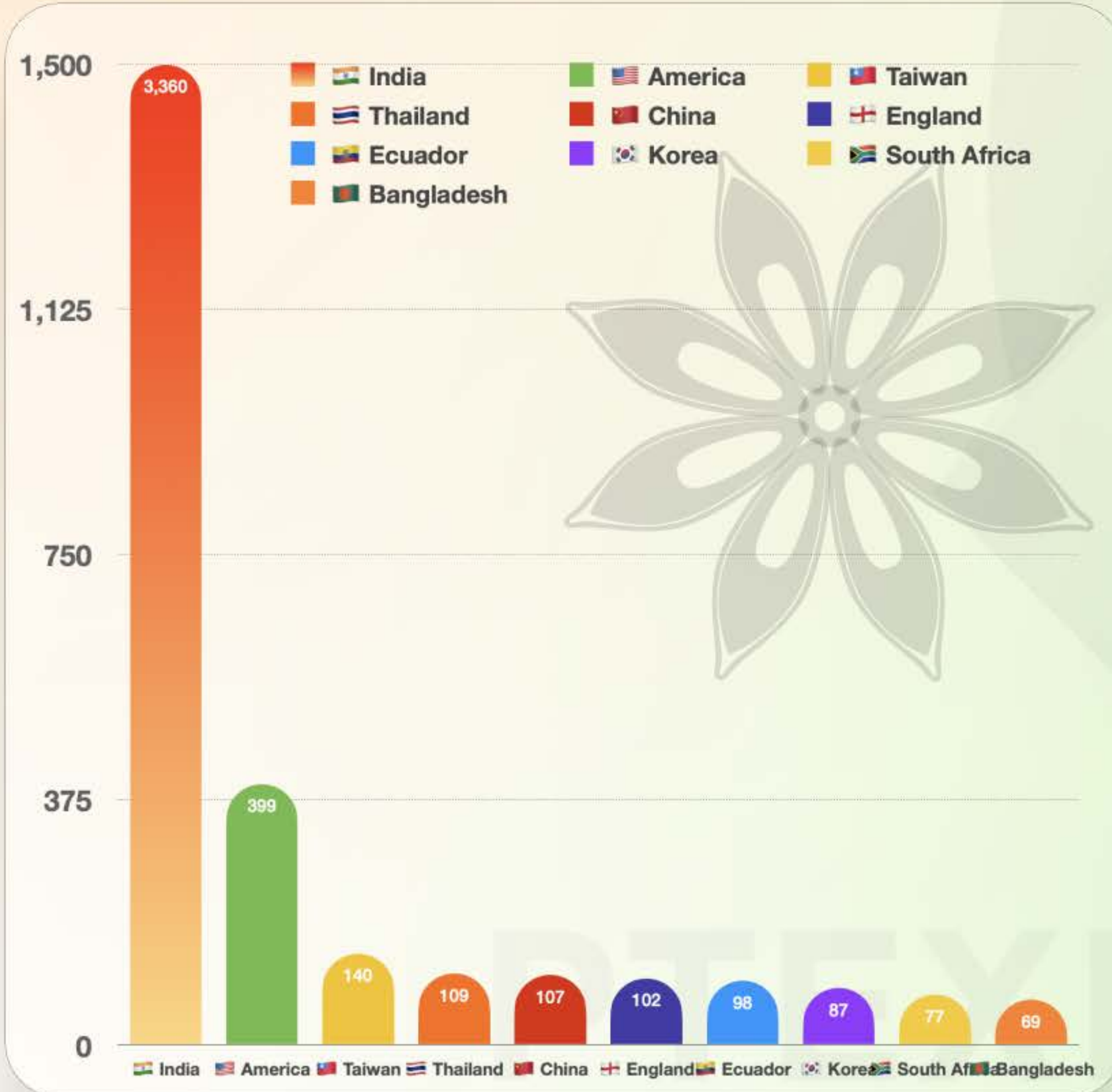
27.5 Mil \$
Turnover



14.7%
Volume

In the first 5 months of 2024, Vietnam exported 5,475 tons of star anise, total export turnover reached 27.5 million USD, compared to the same period last year, export volume decreased by 14.7%, turnover decreased by 29.9%. Exports to India account for the largest proportion reaching 3,360 tons, accounting for 61.4% market share, however compared to the same period decreased by 16.8%. Next is the United States: 399 tons, up 6.1%; Bangladesh: 140 tons, an increase of 159.3%...

INSIGHT | STAR ANISEED FROM JAN TO MAY 2024



No	Country	Quantity (MT)
1	India	3,360
2	America	399
3	Taiwan	140
4	Thailand	109
5	China	107
6	England	102
7	Ecuador	98
8	Korea	87
9	South Africa	77
10	Bangladesh	69
	Others	927
	TOTAL	5,475

OTHERS SPICES

CINNAMON (CASSIA) / TURMERIC / STAR ANISE / GINGER



STAR ANISE

We can offer Star anise with premium quality and ensure European standards for Pesticide/ Anthraquinone/ PAH... etc.



GINGER

Please send us any request for Ginger Sliced/ Polished Ginger Finger/ Ginger Powder...



TURMERIC

Please contact for further demand for Turmeric Sliced/ Polished Turmeric Finger / Turmeric Powder ...

Desiccated Coconut

// The market stable and all unchanged from last week.



PTEXIM CO

Desiccated Coconut

NORMAL QUALITY

ITEM	FOB (\$/MT)	FAT
DESICCATED COCONUT HIGHT FAT MEDIUM GRADE	\$2.142	60-63%
DESICCATED COCONUT HIGHT FAT FINE GRADE	\$2.099	60-63%
DESICCATED COCONUT MEDIUM FAT FINE GRADE	\$2.056	50-55%
DESICCATED COCONUT LOW FAT FINE GRADE	\$1.102	30-35%

EU QUALITY – BRC FACTORY

ITEM	FOB (\$/MT)	FAT
DESICCATED COCONUT HIGHT FAT MEDIUM GRADE	\$2.186	MIN 63%
DESICCATED COCONUT HIGHT FAT FINE GRADE	\$2.142	MIN 63%
DESICCATED COCONUT CHIPS GRADE	\$3.322	MIN 63%
DESICCATED COCONUT FLAKES GRADE	\$3.322	MIN 63%





OTHER HERBS & SPICES



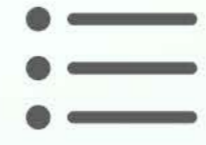
NO

ITEM

PTEXIM OFFER (\$/MT)

1	IPM Indian Celery 99% Machine Clean	\$1.980
2	EU IPM Whole chilie With Stem 5531	\$2.595
3	NON IPM Whole Chili With Stem 334	\$2.646
4	NON IPM Whole Chili With Stem 5531	\$2.270
5	IPM Indian Coriander 99.5% sortex - Egale	\$1.820
6	IPM Indian Cumin 99.5% sortex	\$4.560
7	IPM Whole Turmeric recleaned, destoned,	\$2.410
8	IPM Whole Turmeric recleaned, destoned,	\$2.595
9	IPM Ground Turmeric Min 2.5% CU	\$2.470
10	IPM Ground Turmeric Min 3% CU	\$2.645

ORGANIC STEAM STERILIZED PEPPER



NO	ITEM	FOB (USD/MT)	EU MAINT PORT	NY/BAL
1	Organic Steam Sterilized Pepper 550G/L	\$12.536	\$12.786	\$12.836
2	Organic Steam Sterilized Pepper 570G/L	\$12.751	\$13.001	\$13.051
3	Steam Sterilized White Pepper 630G/L	\$19.025	\$19.275	\$19.325

ORGANIC CASSIA (CINNAMON)

6	ORGANIC WHOLE CASSIA;		\$3.561
7	ORGANIC CASSIA SPLIT;		\$3.213
8	ORGANIC CASSIA BROKEN MACHINE CLEANED 3.5% VO;		\$3.396
9	ORGANIC CASSIA STICK ROLLED 90%;		\$5.486
10	ORGANIC CASSIA POWDER STEAM STERILIZED 3% VO;		\$3.869



WHOLE PEPPER

				
NO	ITEM	FOB (USD/MT)	EU MAINT PORT	NY/BAL
1	VBP 500 G/L FAQ	\$7.151	\$7.401	\$7.451
2	VBP 550 G/L FAQ	\$7.650	\$7.900	\$7.950
3	VBP 500 G/L Double Spiral Cleaned	\$7.756	\$8.006	\$8.056
4	VBP 550 G/L Double Spiral Cleaned	\$7.898	\$8.148	\$8.198
5	VBP 570 G/L Double ASTA	\$8.039	\$8.289	\$8.339
6	VBP 5MM Jumbo Size	\$8.307	\$8.557	\$8.607
7	White PEPPER 630 G/L DW	\$11.057	\$11.307	\$11.357
8	White PEPPER 630 G/L ASTA	\$11.098	\$11.348	\$11.398

STEAM



STERILIZED

PEPPER &

PESTICIDE

GUARANTEE

EU COMPLIANCE

				
NO	ITEM	FOB (USD/MT)	EU MAINT PORT	NY/BAL
1	Steam Sterilized Pepper 500G/L	\$8.070	\$8.320	\$8.370
2	Steam Sterilized Pepper 550G/L	\$8.357	\$8.607	\$8.657
3	Steam Sterilized Pepper 570G/L	\$8.501	\$8.751	\$8.801
4	Steam Sterilized Pepper 5MM	\$8.642	\$8.892	\$8.942
5	Steam Sterilized White Pepper 630G/L	\$11.711	\$11.961	\$12.011

STEAM STERILIZED PEPPER – EU COMPLIANCE

6	Steam Sterilized Pepper 500G/L	\$8.250	\$8.500	\$8.550
7	Steam Sterilized Pepper 550G/L	\$8.537	\$8.787	\$8.837
8	Steam Sterilized Pepper 570G/L	\$8.681	\$8.931	\$8.981
9	Steam Sterilized Pepper 5MM	\$8.822	\$9.072	\$9.122
10	Steam Sterilized White Pepper 630G/L	\$11.891	\$12.141	\$12.191

CASSIA (CINNAMON) GUARANTEE LEAD & METAL POWDER



ITEM	FOB	NOTE
CASSIA POWDER 2.5% VO	2.624	2.5% VO
CASSIA POWDER 3% VO	3.054	3% VO
CASSIA BROKEN MACHINE CLEANED 2.5% VO	2.524	2.5% VO
CASSIA BROKEN MACHINE CLEANED 3% VO	2.782	3% VO

10 ppm
METAL POWDER



CASSIA (CINNAMON) GUARANTEE COUMARIN

ITEM	FOB	NOTE
CASSIA POWDER 2.5% VO	2.467	2.5% VO
CASSIA POWDER 3% VO	2.854	3% VO
CASSIA BROKEN MACHINE CLEANED 2.5% VO	2.424	2.5% VO
CASSIA BROKEN MACHINE CLEANED 3% VO	2.682	3% VO

1-2 ppm
2000-3000 ppm
LEAD CONTENT
COUMARIN CONTENT

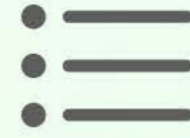
EU & US STANDARDS

CASSIA (CINNAMON)




NO	ITEM	FOB	NOTE
1	WHOLE CASSIA;	\$2.961	>4% VO
2	CASSIA SPLIT;	\$2.613	>3.5% VO
3	CASSIA BROKEN MACHINE CLEANED 2% VO;	\$2.024	>2% VO
4	CASSIA BROKEN MACHINE CLEANED 2.5% VO;	\$2.324	>2.5% VO
5	CASSIA BROKEN MACHINE CLEANED 3% VO;	\$2.582	>3% VO
6	CASSIA BROKEN MACHINE CLEANED 3.5% VO;	\$2.796	>3.5% VO
7	CASSIA BROKEN MACHINE CLEANED 4% VO;	\$3.097	>4% VO
8	CASSIA STICK ROLLED 90%;	\$4.886	>4% VO
9	CASSIA LONG STICK	\$4.585	>4% VO
10	CASSIA POWDER 1 - 1.5% VO;	\$1.595	1-1.5% VO
11	CASSIA POWDER 2% VO;	\$2.153	2% VO
12	CASSIA POWDER 2.5% VO;	\$2.367	2.5% VO
13	CASSIA POWDER 3% VO;	\$2.754	3% VO

CASSIA (CINNAMON) & STAR ANISE



NO	ITEM	FOB	NOTE
1	CASSIA POWDER STEAM STERILIZED 2.5% VO;	\$2.925	2.5% VO
2	CASSIA POWDER STEAM STERILIZED 3% VO;	\$3.351	3% VO
3	CASSIA BROKEN STEAM STERILIZED 2.5% VO;	\$3.041	2.5% VO
4	CASSIA BROKEN STEAM STERILIZED 3% VO;	\$3.269	3% VO



STAR ANISE



NO	ITEM	FOB	NOTE
1	STAR ANISE SPRING CROP	\$7.104	2.0cm, 80% up
2	STAR ANISE AUTUMN CROP;	\$7.533	2.5cm, 80% up
3	STAR ANISE SUNDRIED EU COMPLIANCE;	\$7.833	2.5cm, 80% up

TURMERIC GINGER



TURMERIC

NO	☰ ITEM	🏛️ FOB
1	TURMERIC FINGER;	\$2.163
2	POLISHED TURMERIC FINGER;	\$2.249
3	TURMERIC POWDER;	\$1.906
4	TURMERIC SLICE SUN DRIED;	\$1.691
5	WASHED TURMERIC SLICE SUN DRIED;	\$1.906
6	TURMERIC SLICE MACHINE DRIED;	\$2.378

GINGER

NO	☰ ITEM	🏛️ FOB
1	GINGER POWDER	\$ 3.107
2	GINGER SLICED	\$ 3.751
3	POLISHED GINGER FINGER	\$ 3.322

PEPPER POWDER PESTICIDE GUARANTEE



GROUND STEAM STERILIZED BLACK PEPPER

NO	ITEM	FOB
1	- Half Cracked HTST black peppe 6 -> 8#;	\$9.875
2	- Granulate HTST black pepper 8 -> 12#;	\$9.703
4	- Table HTST black pepper 18 -> 28# ;	\$9.445
5	- Fine HTST black pepper 30 -> 34# ;	\$9.445
6	- Ground HTST black pepper 40 -> 100# ;	\$9.016

GROUND STEAM STERILIZED WHITE PEPPER

6	Ground HTST white pepper 40 > 100# ;	\$12.756
---	--------------------------------------	----------

We are happy to meet you here again!

28 May - 1 Jun

Bangkok, Thailand



Booth No.

12 - VV44



11 -14 June

Seoul, Korea



Booth No.

5F101



14 -17 July

Chicago, USA



Booth No.

4745



19 - 23 October

Paris, France



Booth No.

Update soon



19 - 21 November

Frankfurt, Germany



Booth No.

Update soon



#23

May

Pepper's

Market

Report

www.ptexim.com.vn

Please do not hesitate to send me if you have any further request.



Hien, Nguyen Vu
CEO at PTEXIM Corp

spices@ptexim.com.vn

+84 90 22222 95

43, Str. 17, An Phu Ward, Thu Duc City, Ho Chi Minh City, Vietnam

PTEXIM CERTIFICATE



PTEXIM FACTORY



1. WHOLE SPICES FACTORY (Daklak Province, VN)



2. FOOD FACTORY (Ba Ria Vung Tau Province, VN)



3. CASSIA & STAR ANISE FACTORY (Yen Bai Province, VN)