



Monthly

Report

Week 41 & September

#41
Weekly Insights



PTEXIM CORP

A MONTHLY BLACK PEPPER'S MARKET REPORT 2024
BY **PTEXIM RESEARCH**

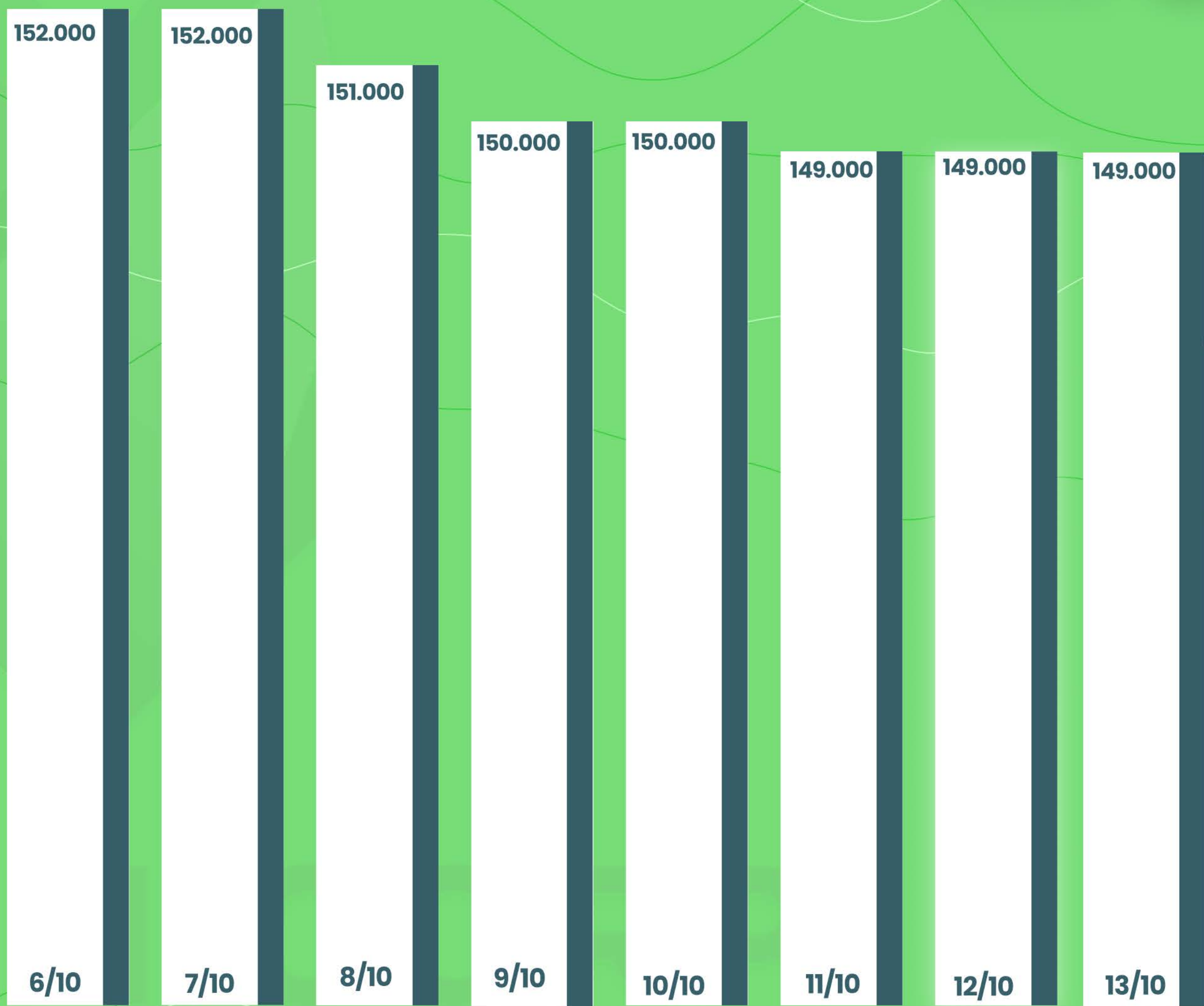
VND/kg

-2.0%
to last week



#41

Weekly Insights



KEY POINTS WEEK 41

VIETNAM'S PEPPER PRICE IN WEEK 41

6 – 13 OCTOBER

-2.0%

- Pepper prices dropped further last week, falling from 152,000 VND to 149,000 VND, a 2% decrease.
- The market remains **subdued** due to **weak demand** in major regions such as the US, China, the EU, and the Middle East.
- Ongoing tensions in the Middle East continue to **dampen** import demand.

2024

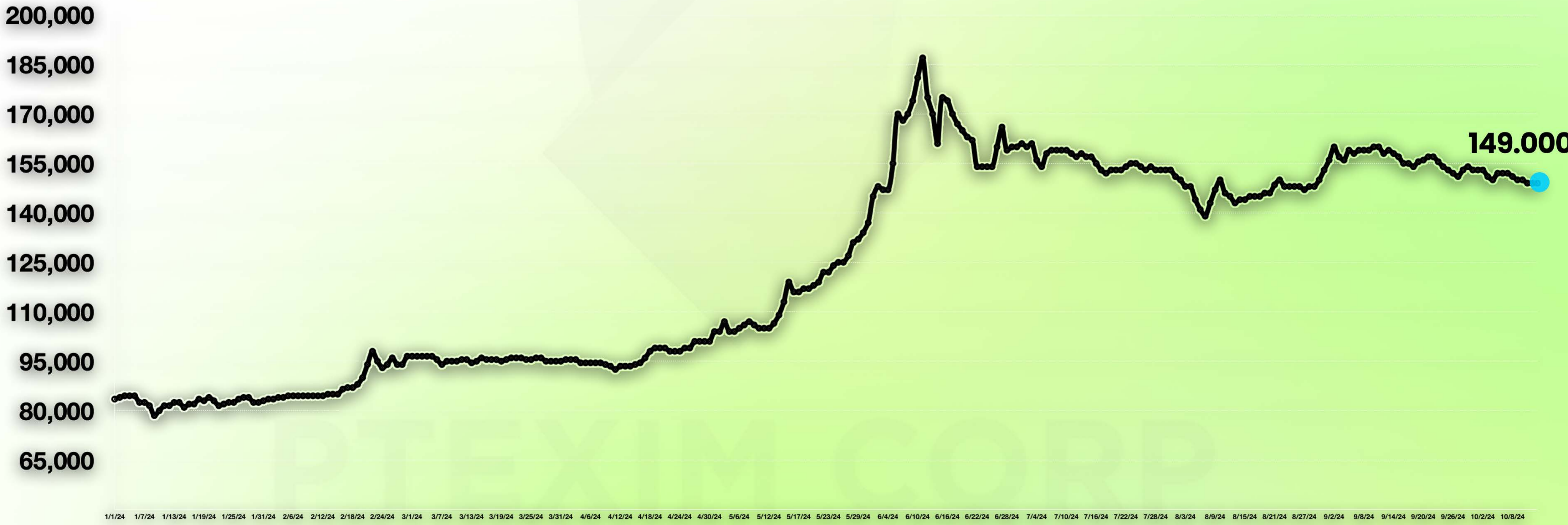
FROM Jan - 13 October 2024

+78%
to last year

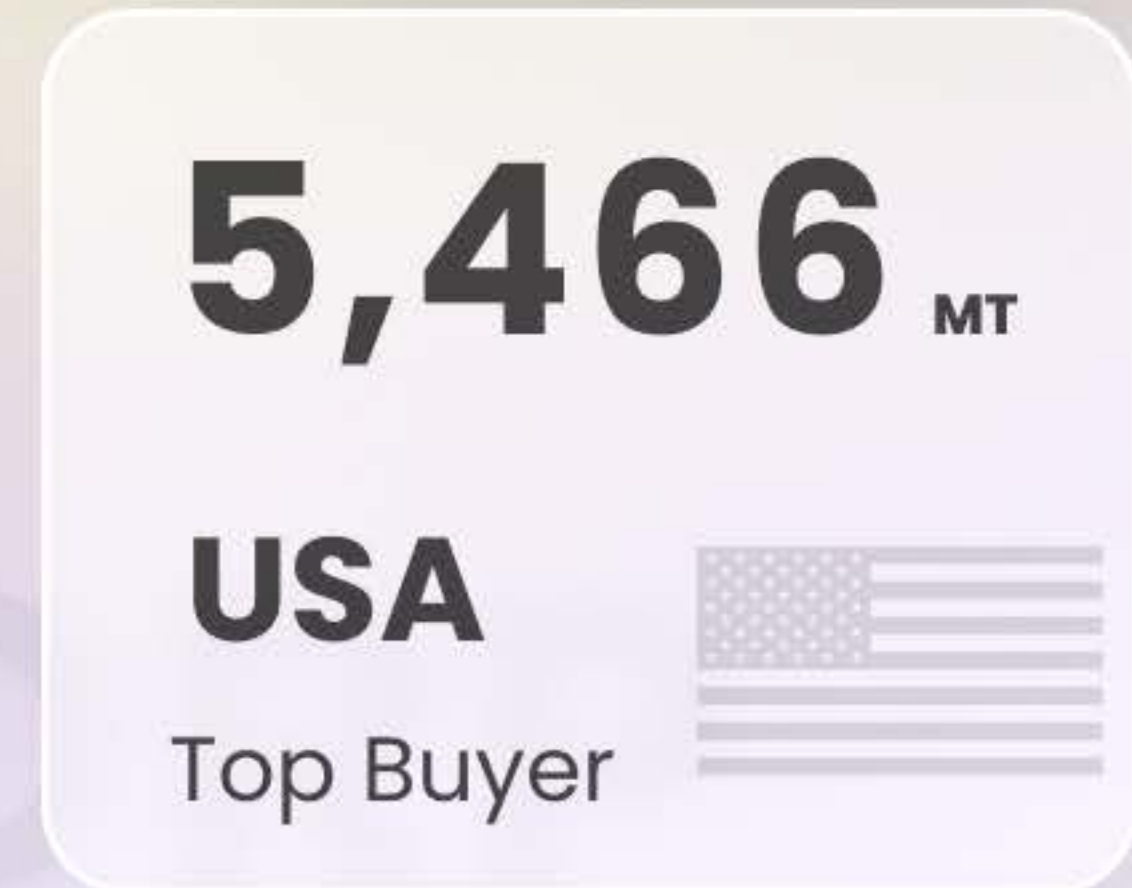
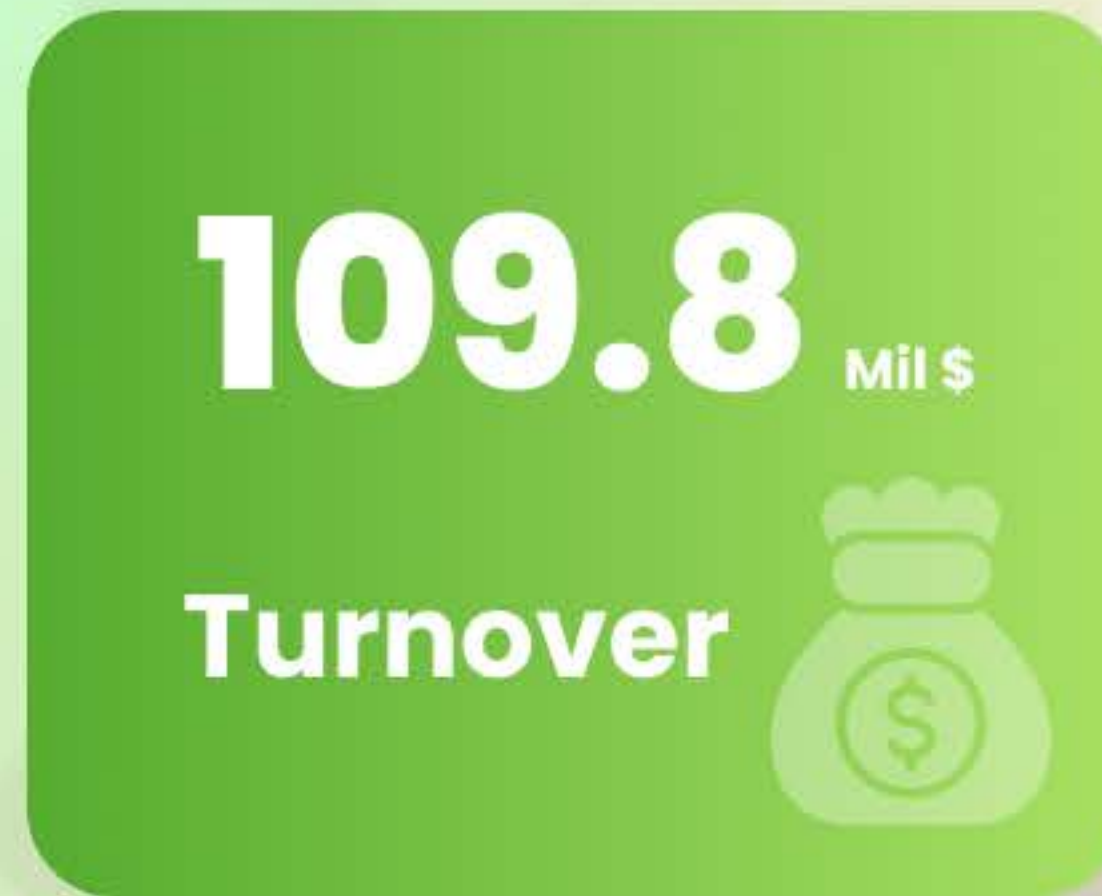


Vietnam Black Pepper Price Chart VNĐ/kg

Pepper prices have seen a remarkable rise in 2024, increasing from 83,500 VND on January 1st to 149,000 VND by October 13th, representing a **78% growth**.



Pepper Exports Insight | September 2024



Pepper Exports Insight | September 2024

Preliminary statistics of VPSA, in September 2024, Vietnam exported 17,138 tons of pepper, black pepper reached 15,232 tons, white pepper reached 1,906 tons. Total export turnover reached 109.8 million USD, black pepper reached 94.8 million USD, white pepper reached 15.0 million USD, compared to August, export volume decreased by 10.9%, turnover decreased by 11.7% and compared to September 2023, export volume increased by 3.1%. The average export price of black pepper in September reached 6,329 USD/ton, white pepper reached 7,838 USD/ton, up 7.4% for black pepper and 5.1% for white pepper compared to August.

17,138 MT

Export

109.8 Mil \$

Turnover

↓ **-10.9%**

Pepper Exports Insight | September 2024



No	Country	Value (\$)	Quantity (Mt)
1	America	35,560,632	5,466
2	United Arab	9,310,256	1,415
3	Hongkong	7,716,125	1,196
4	Germany	5,113,136	756
5	Netherlands	4,331,947	562
6	Russia	3,548,732	517
7	China	1,714,394	517
8	Korea	3,217,110	498
9	Thailand	3,163,510	420
10	Philippine	1,878,106	380
	Other	34,226,589	5,411
	TOTAL	109,780,537	17,138

Pepper Exports Insight | Jan-Sep 2024

200,894 MT

Export



991.0 Mil \$

Turnover



↓ **-1.7%**

Change

Volume



4,852 \$/TON

Average

BLACK PEPPER



6,461 \$/TON

Average

WHITE PEPPER



57,289 MT

USA

Top Buyer



Pepper Exports Insight | Jan-Sep 2024

From January 1 to September 30, 2024, Vietnam exported 200,894 tons of pepper, of which black pepper reached 177,953 tons and white pepper reached 22,941 tons. Total export turnover reached 991.0 million USD, black pepper reached 781.9 million USD, white pepper reached 142.1 million USD. Compared to the same period in 2023, export volume decreased by 1.7% but export turnover increased by 46.1%. The average export price of black pepper in the first 9 months reached 4,852 USD/ton, white pepper reached 6,461 USD/ton, up 40.9% for black pepper and 30.4% for white pepper compared to the same period last year.

200,894 MT

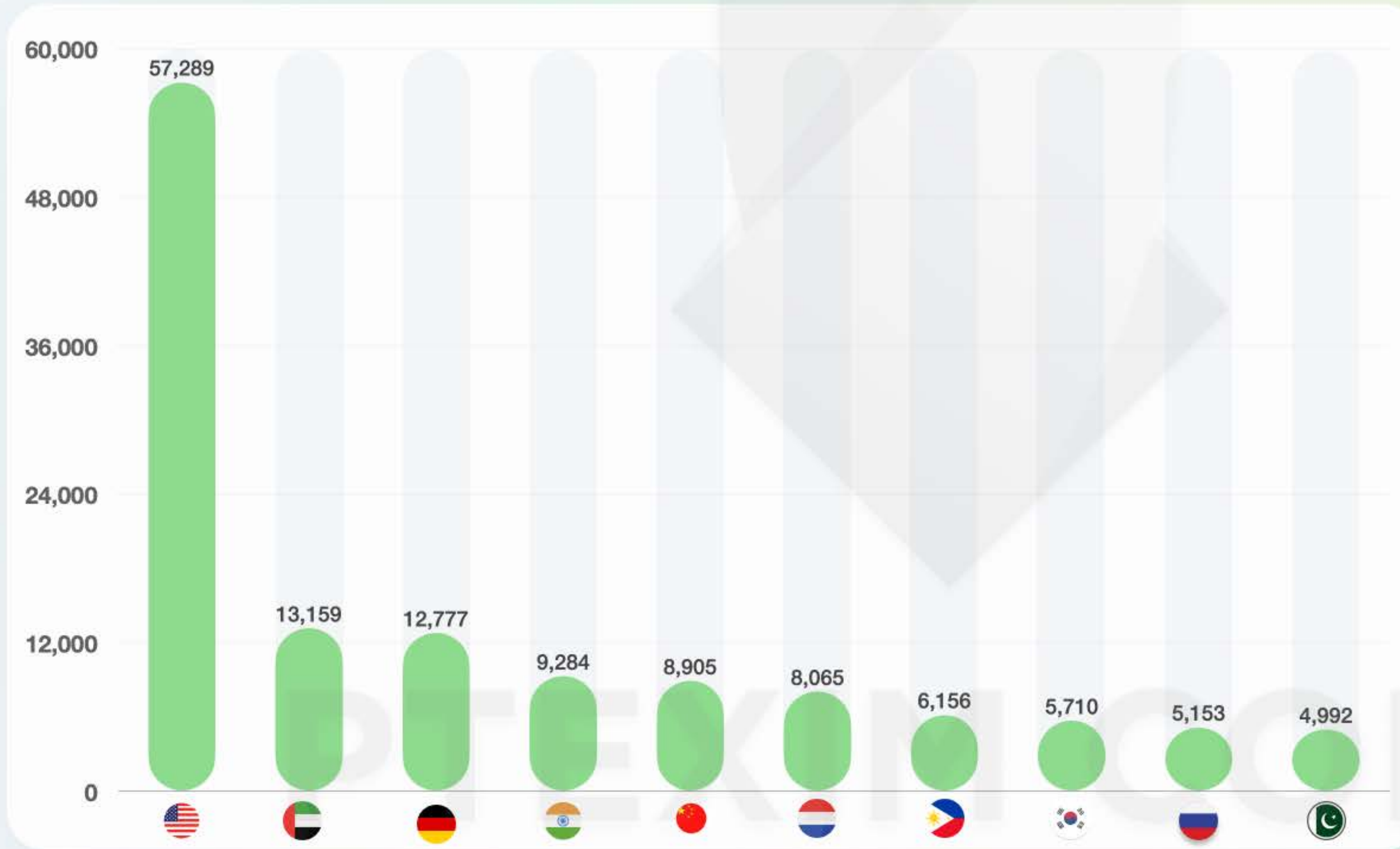
Export

991.0 Mil \$

Turnover

↓ -1.7%

Pepper Exports Insight | Jan-Sep 2024



No	Country	Quantity (Mt)
1	America	57,289
2	United Arab	13,159
3	Germany	12,777
4	India	9,284
5	China	8,905
6	Netherlands	8,065
7	Philippine	6,156
8	Korea	5,710
9	Russia	5,153
10	Pakistan	4,992
	Others	69,404
	TOTAL	200,894

TOP 10 ASIA

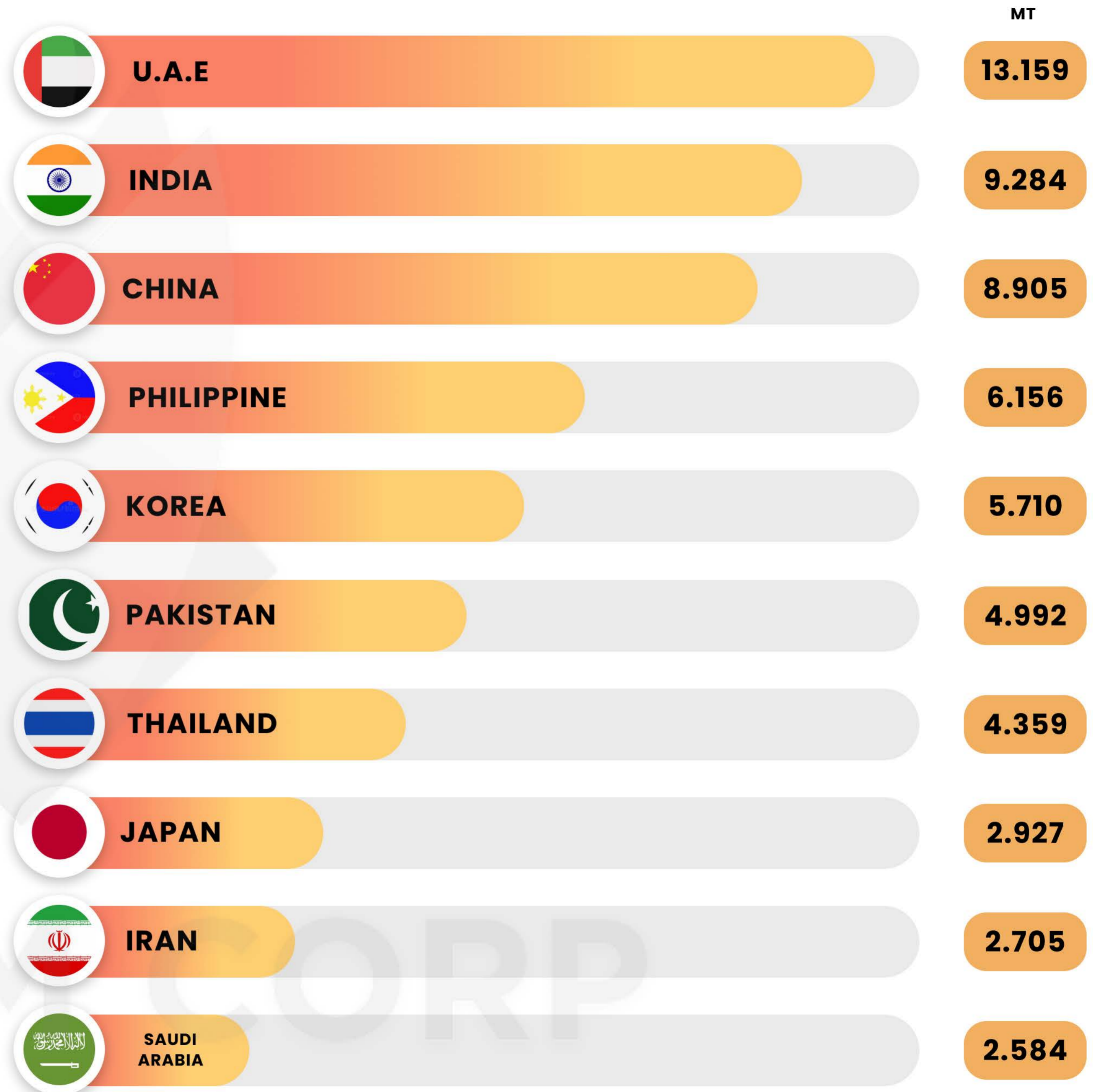
COUNTRIES IMPORT

PEPPER FROM

VIETNAM JAN TO

SEPTEMBER 2024

Asia is still the largest export region of Vietnamese pepper, accounting for 37.8% reaching 75,859 tons, but compared to the same period, it decreased by 33.7%, mainly from the Chinese market. Some of the leading export markets in Asia include: UAE: 13,159 tons, up 41.1%; India: 9,284 tons, up 0.5%; China: 8,905 tons, down 84.1%; Philippines: 6,156 tons, up 2.3%; South Korea: 5,710 tons, up 59.0%; Pakistan: 4,992 tons, up 55.8%.



TOP 5 US

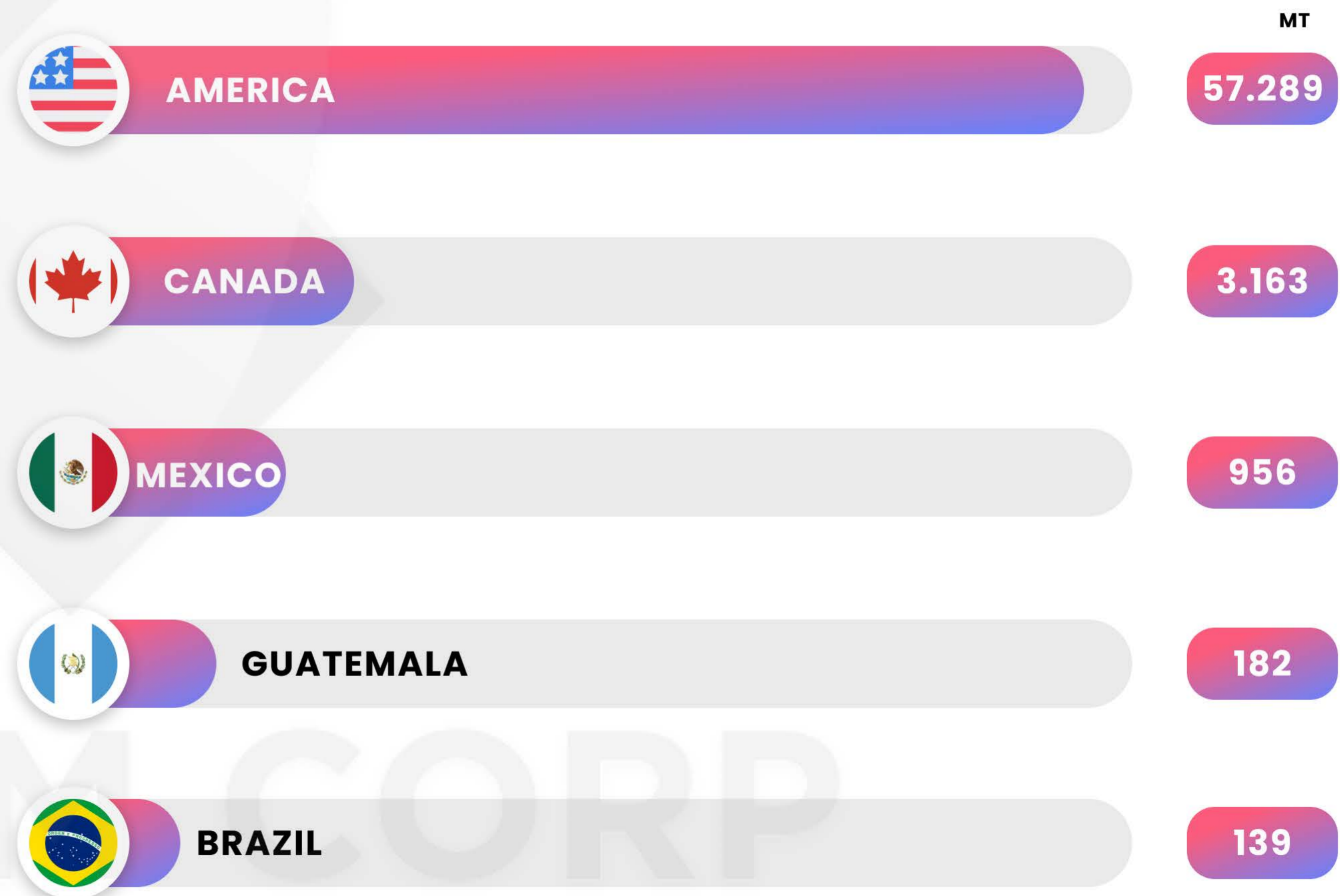
COUNTRIES IMPORT

PEPPER FROM

VIETNAM JAN TO

SEPTEMBER 2024

Exports to the Americas reached 62,634 tons, up 49.6%, of which the United States was the largest export market for Vietnamese pepper, reaching 57,289 tons, accounting for 28.5% of market share and up 53.1% over the previous year.



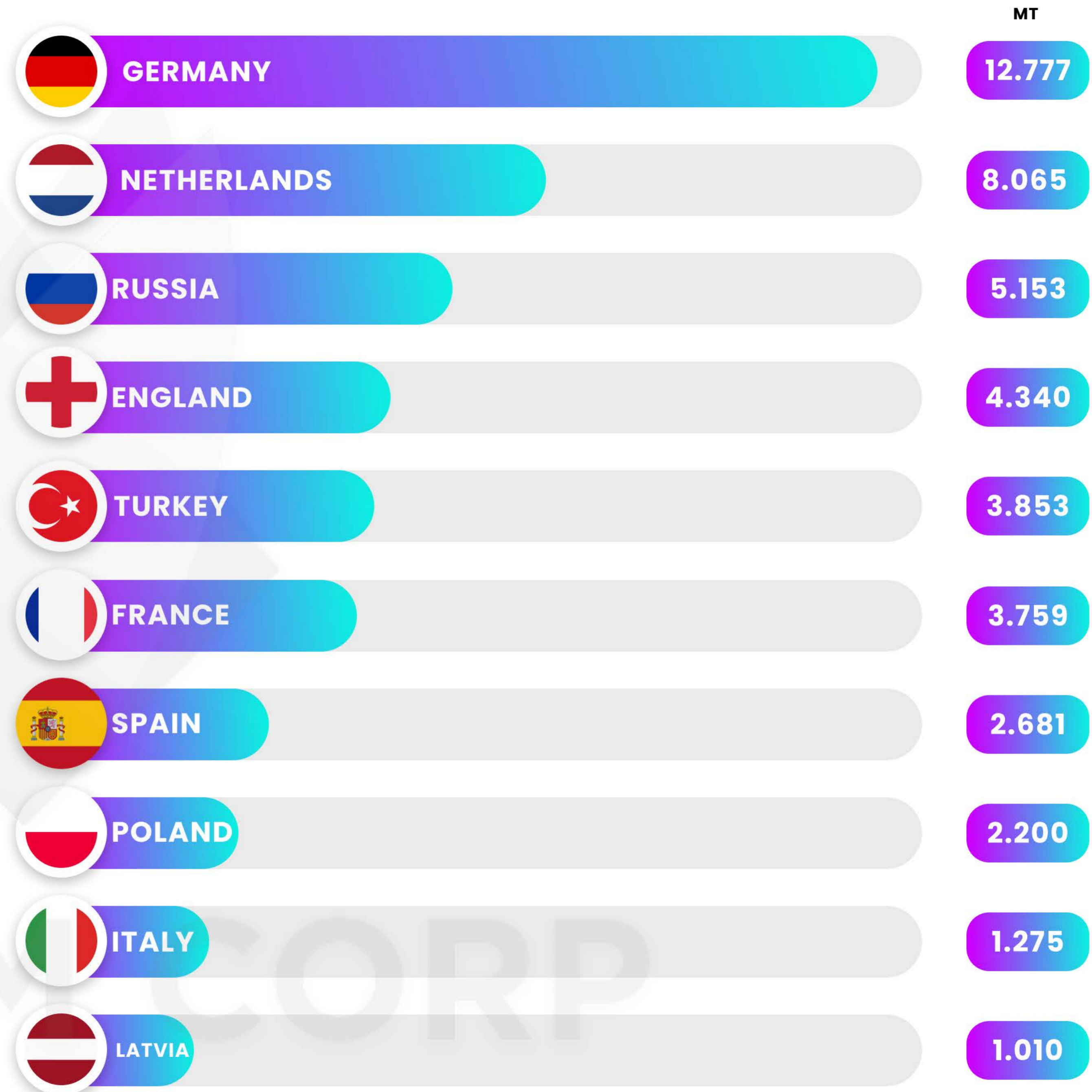
TOP 10 EU COUNTRIES IMPORT

PEPPER FROM

VIETNAM JAN TO

SEPTEMBER 2024

Exports to European markets also recorded a sharp increase of 33.6% to 50,769 tons. Germany led the region with 12,777 tons, up 87.1%; the Netherlands: 8,065 tons, up 35.4%; Russia: 5,153 tons, up 26.8%; the UK: 4,340 tons, up 17.8% and Turkey: 3,853 tons, up 10.2%.



TOP 5 AFRICA

COUNTRIES IMPORT

PEPPER FROM

VIETNAM JAN TO

SEPTEMBER 2024

The African region accounted for 5.8% of the market share and increased by 14.6% over the same period in 2023 to 11,632 tons. Egypt and South Africa were the two main export markets with 4,729 tons and 2,109 tons, up 41.0% and 19.8% respectively.



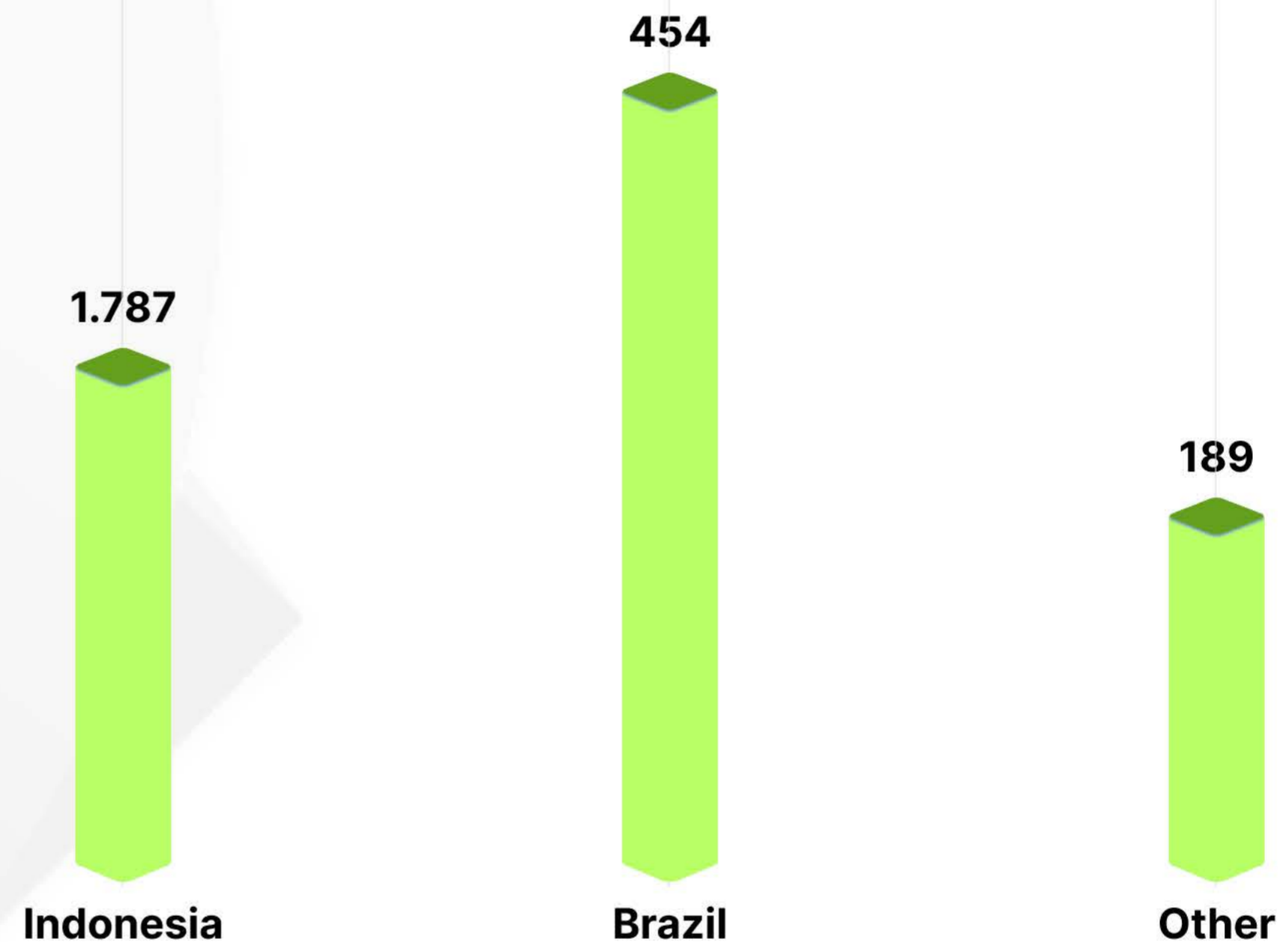
BLACK PEPPER IMPORT TO VIETNAM INSIGHT

PTEXIM

PEPPER IMPORTING IN SEPTEMBER 2024

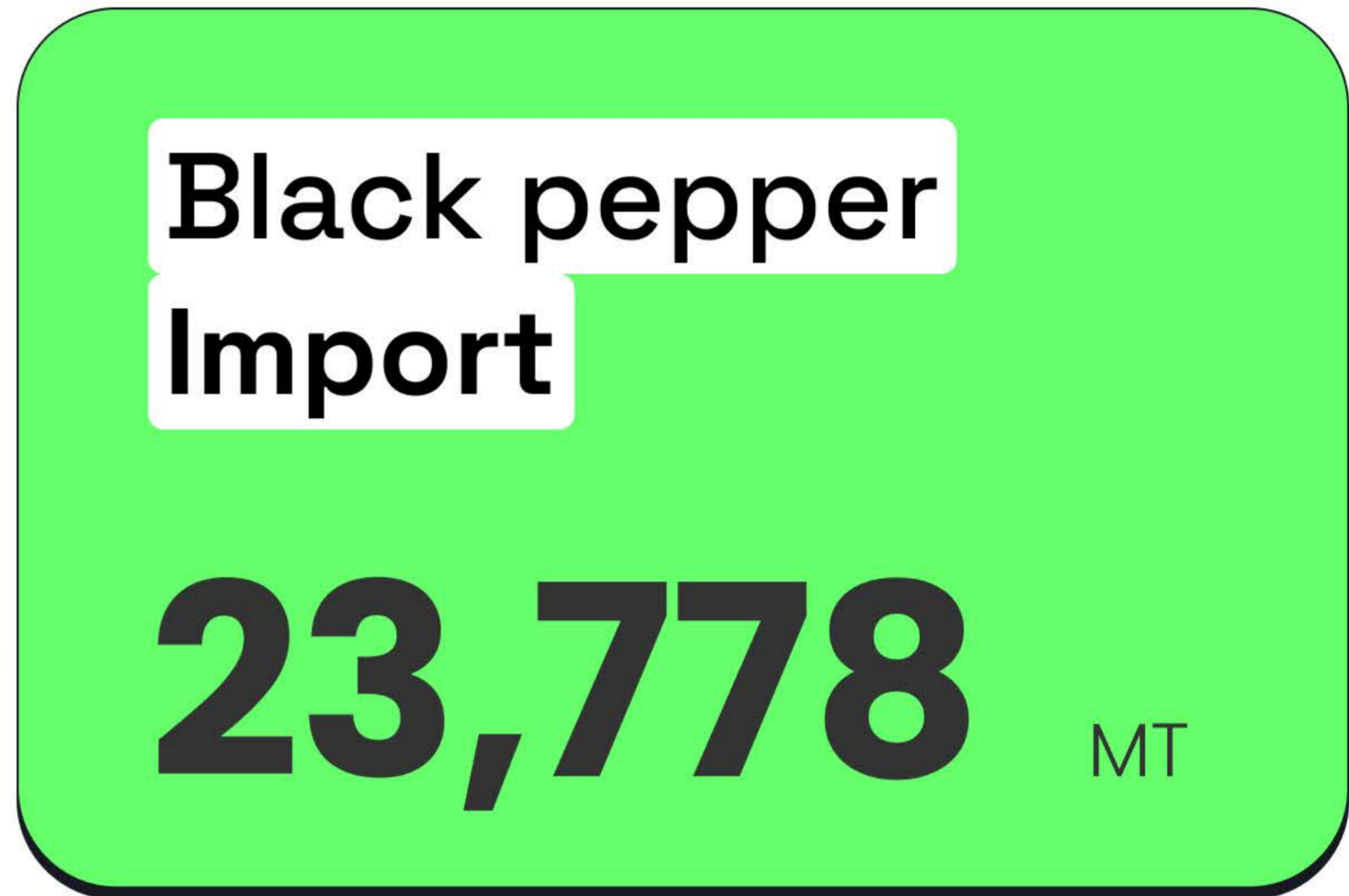
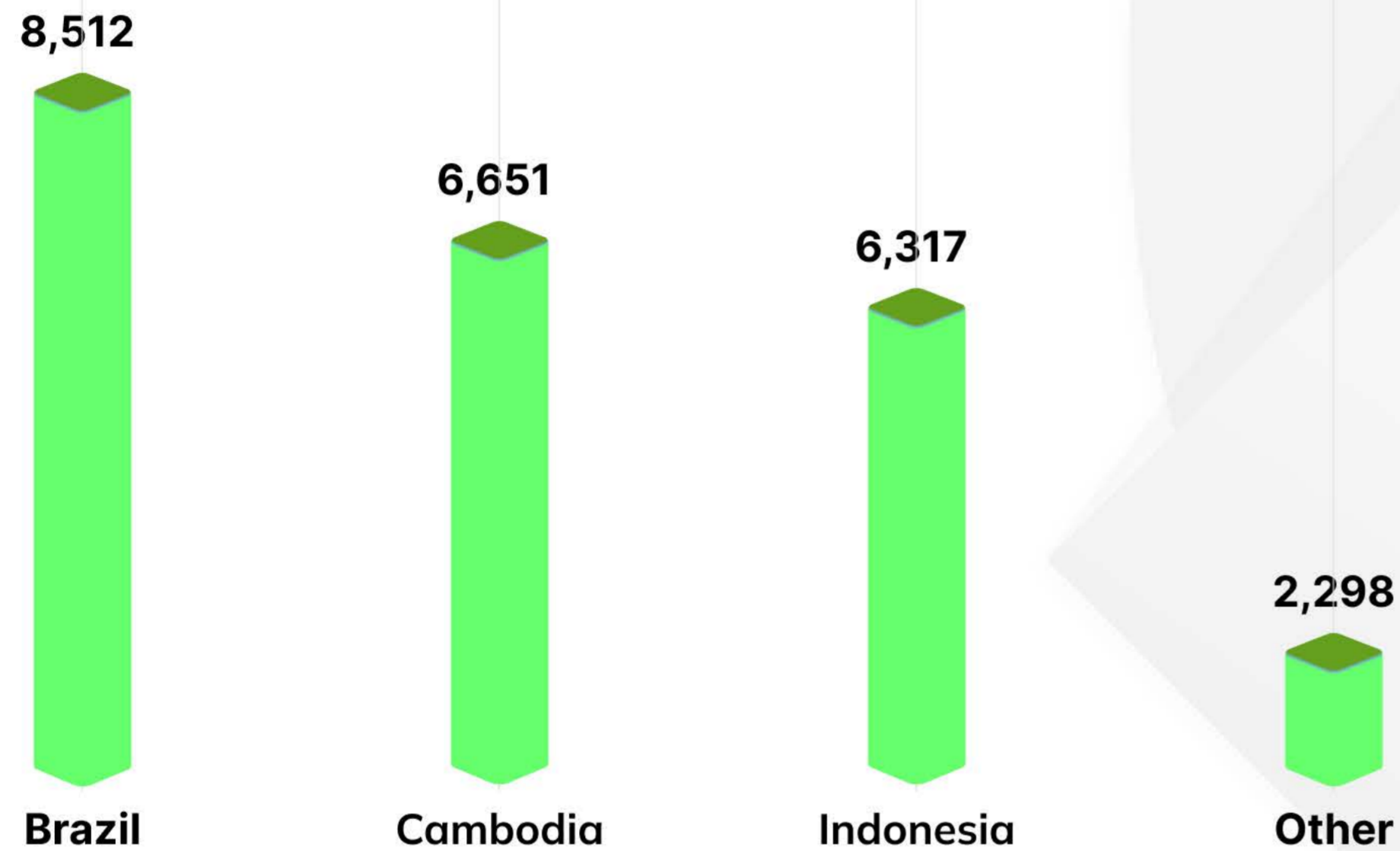
Black pepper
Import

2,430 MT



According to VPSA's preliminary statistics, in September 2024, Vietnam imported 2,430 tons, of which black pepper reached 2,233 tons, white pepper reached 197 tons, the total import turnover reached 13.6 million USD, compared to August, the import volume increased by 63.0%.

PEPPER IMPORTING IN 9 MONTHS 2024



Till the end of September 30, 2024, Vietnam imported 23,778 tons of pepper, of which black pepper reached 20,890 tons, white pepper reached 2,888 tons, total import turnover reached 102.0 million USD, compared to the same period in 2023, import volume increased by 15.8%. Brazil, Cambodia and Indonesia are the 3 main pepper supplying countries to Vietnam, accounting for 90.3% reaching 8,512 tons, 6,651 tons and 6,317 tons respectively, of which imports from Brazil decreased by 32.0% while imports from Cambodia increased by 95.4% and Indonesia increased by 134.2%.

Currency

Foreign exchange prices on October 13, 2024: Will the USD be under pressure to depreciate in the coming time?

24,820.0000

↓1.43% -360.0000 6M

Oct 12, 9:09:00 PM UTC · Disclaimer

1D 5D 1M 6M YTD 1Y 5Y MAX



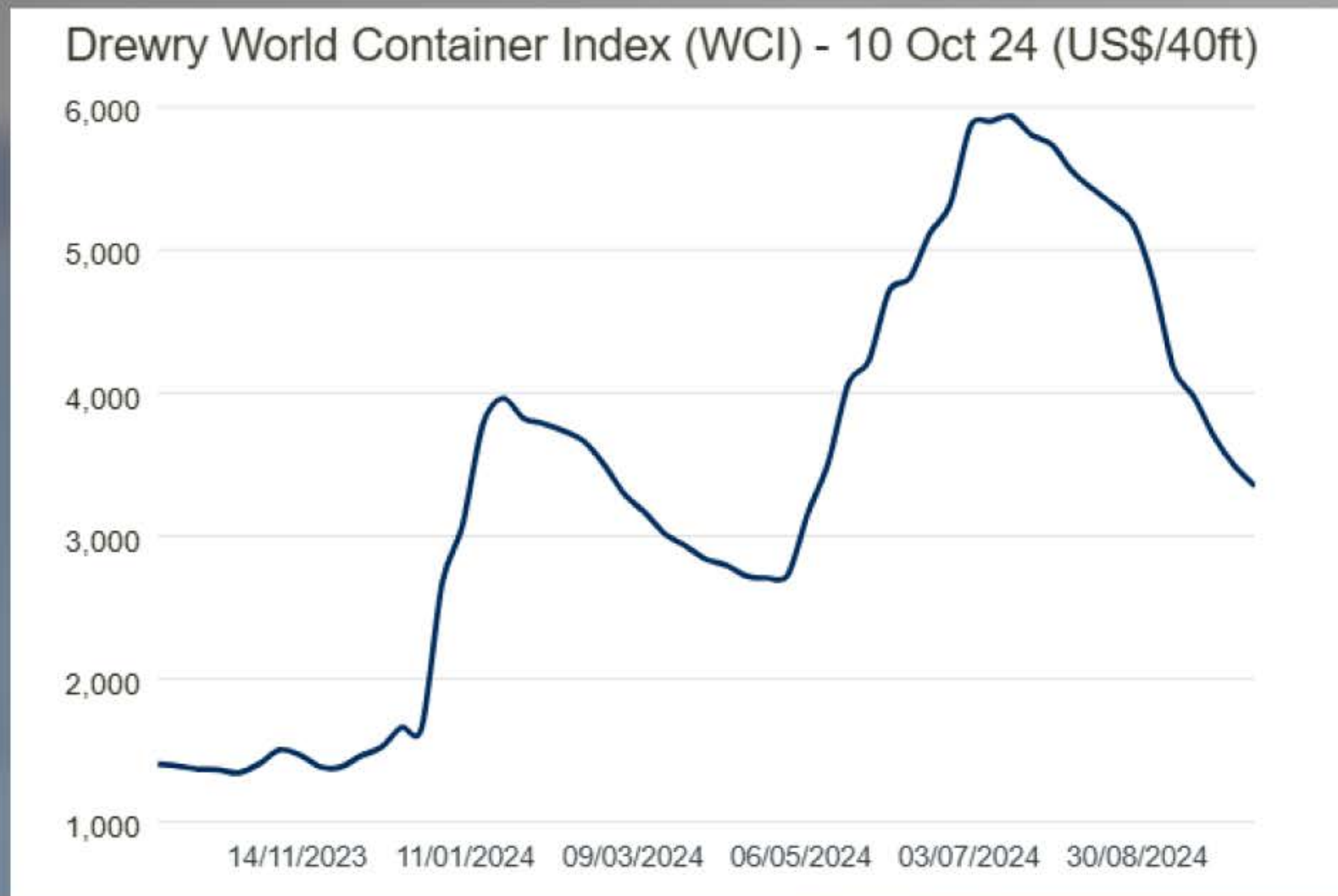


Spot Freight Rates \downarrow Decline Amid
Weak Demand and Looming US
Strike Ahead of Golden Week

SHIPPING SITUATION

SHIPPING SITUATION

Spot freight rates across major container lanes continued to decline over the past week due to stagnant demand and an anticipated pre-Golden Week surge that failed to materialize. Despite the upcoming Golden Week holiday, shippers face more pressing concerns, particularly the looming threat of a strike on the US East and Gulf coasts. This has led to a significant drop in Asia-North America East Coast rates, as importers have missed the window to ship goods before the strike deadline.



SHIPPING SITUATION

The Shanghai–New York route saw a sharp 21% drop in spot rates, and further declines are expected as demand remains weak. While the East Coast rates plummeted, West Coast rates may see some support as volumes shift in anticipation of the strike. Similarly, rates on Asia–Europe routes also experienced double-digit declines, marking an early end to 2024's peak season. Nonetheless, despite the current downturn, year-on-year rates remain substantially higher across all major routes, reflecting the continued volatility in global freight markets.

Drewry WCI: Trade Routes from Shanghai (US\$/40ft)



Demand And Market Sentiment



As one of the largest importers, China's demand remains weak as the country's post-COVID economic recovery progresses more slowly than expected. Additionally, ongoing logistical challenges and regulatory changes have further impacted trade volumes.

Regulatory Changes



Economic Recovery Slower



Demand And Market Sentiment

Middle East



Conflict In The Middle East



Holding Back On Large Purchases

The conflict in the Middle East has disrupted logistics and introduced significant uncertainty among buyers. As a result, many customers are postponing large purchases due to the unpredictability of the situation, which is creating risks in both pricing and supply chain stability.

Cassia Vietnam Market Update

Week 41



In week 41, the price of Vietnamese cassia saw a modest **increase of 1.17%**. (**PTEXIM Cassia Broken Machine Cleaned 2% VO offer at \$1.992 per ton FOB**). This **slight uptick** reflects stable demand and supply dynamics, with market conditions remaining relatively consistent. Despite the small rise, cassia prices continue to show resilience, likely driven by sustained interest from key international buyers.



GUARANTEED LEAD



CONTENT

We Can Offer Cassia Products According To European And American Standards With Guaranteed LEAD Content Of 1ppm And 2ppm. COUMARIN 2000ppm Or 3000ppm. Metal Powder As KFDA Standard.

Please Contact For Further Demand For Cassia Stick / Cassia Split / Cassia Broken / Cassia Powder ...



OTHERS SPICES

CINNAMON (CASSIA) / TURMERIC / STAR ANISE / GINGER



STAR ANISE

We can offer Star anise with premium quality and ensure European standards for Pesticide/ Anthraquinone/ PAH... etc.



GINGER

The market **uptrend** and **very limited raw material** offer available. Please send us any request for Ginger Sliced/ Polished Ginger Finger/ Ginger Powder...



TURMERIC

The market **uptrend** and **very limited raw material** offer available. Please contact for further demand for Turmeric Sliced/ Polished Turmeric Finger / Turmeric Powder ...

Desiccated Coconut



**The market is uptrend
and very tight raw
material for offer.**



PTEXIM CO.

ORGANIC





NO	ITEM	FOB (USD/MT)	EU MAINT PORT	NY/BAL
1	Organic Steam Sterilized Pepper 550G/L	\$10.273	\$10.416	\$10.473
2	Organic Steam Sterilized Pepper 570G/L	\$10.449	\$10.592	\$10.649
3	Steam Sterilized White Pepper 630G/L	\$14.610	\$14.752	\$14.810

6	ORGANIC WHOLE CASSIA;			\$3.517
7	ORGANIC CASSIA SPLIT;			\$3.172
8	ORGANIC CASSIA BROKEN MACHINE CLEANED 3.5% VO;			\$3.352
9	ORGANIC CASSIA STICK ROLLED 90%;			\$5.366
10	ORGANIC CASSIA POWDER STEAM STERILIZED 3% VO;			\$3.822



WHOLE PEPPER

NO	ITEM	FOB (USD/MT)	 EU MAINT PORT	 NY/BAL
1	VBP 500 G/L FAQ	\$6.259	\$6.402	\$6.459
2	VBP 550 G/L FAQ	\$6.702	\$6.845	\$6.902
3	VBP 500 G/L Double Spiral Cleaned	\$6.794	\$6.937	\$6.994
4	VBP 550 G/L Double Spiral Cleaned	\$6.918	\$7.061	\$7.118
5	VBP 570 G/L Double ASTA	\$7.041	\$7.184	\$7.241
6	VBP 5MM Jumbo Size	\$7.274	\$7.417	\$7.474
7	White PEPPER 630 G/L DW	\$9.657	\$9.800	\$9.857
8	White PEPPER 630 G/L ASTA	\$9.699	\$9.842	\$9.899

STEAM

STERILIZED

PEPPER &

PESTICIDE

GUARANTEE

EU COMPLIANCE

				
	ITEM	FOB (USD/MT)	EU MAINT PORT	NY/BAL
NO				
1	Steam Sterilized Pepper 500G/L	\$7.088	\$7.230	\$7.288
2	Steam Sterilized Pepper 550G/L	\$7.338	\$7.481	\$7.538
3	Steam Sterilized Pepper 570G/L	\$7.463	\$7.606	\$7.663
4	Steam Sterilized Pepper 5MM	\$7.591	\$7.734	\$7.791
5	Steam Sterilized White Pepper 630G/L	\$10.255	\$10.398	\$10.455

STEAM STERILIZED PEPPER – EU COMPLIANCE

6	Steam Sterilized Pepper 500G/L	\$7.268	\$7.410	\$7.468
7	Steam Sterilized Pepper 550G/L	\$7.518	\$7.661	\$7.718
8	Steam Sterilized Pepper 570G/L	\$7.643	\$7.786	\$7.843
9	Steam Sterilized Pepper 5MM	\$7.771	\$7.914	\$7.971
10	Steam Sterilized White Pepper 630G/L	\$10.435	\$10.578	\$10.635

CASSIA (CINNAMON) GUARANTEE LEAD & METAL POWDER



ITEM	FOB	NOTE
CASSIA POWDER 2.5% VO	2.588	2.5% VO
CASSIA POWDER 3% VO	3.010	3% VO
CASSIA BROKEN MACHINE CLEANED 2.5% VO	2.488	2.5% VO
CASSIA BROKEN MACHINE CLEANED 3% VO	2.741	3% VO

10 ppm
METAL POWDER



CASSIA (CINNAMON) GUARANTEE COUMARIN

ITEM	FOB	NOTE
CASSIA POWDER 2.5% VO	2.430	2.5% VO
CASSIA POWDER 3% VO	2.810	3% VO
CASSIA BROKEN MACHINE CLEANED 2.5% VO	2.388	2.5% VO
CASSIA BROKEN MACHINE CLEANED 3% VO	2.641	3% VO

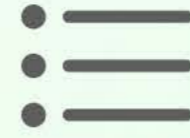
1-2 ppm LEAD CONTENT
2000-3000 ppm COUMARIN CONTENT
EU & US STANDARDS

CASSIA (CINNAMON)



NO	ITEM	FOB	NOTE
1	WHOLE CASSIA;	\$2.917	>4% VO
2	CASSIA SPLIT;	\$2.572	>3.5% VO
3	CASSIA BROKEN MACHINE CLEANED 2% VO;	\$1.992	>2% VO
4	CASSIA BROKEN MACHINE CLEANED 2.5% VO;	\$2.288	>2.5% VO
5	CASSIA BROKEN MACHINE CLEANED 3% VO;	\$2.541	>3% VO
6	CASSIA BROKEN MACHINE CLEANED 3.5% VO;	\$2.752	>3.5% VO
7	CASSIA BROKEN MACHINE CLEANED 4% VO;	\$3.048	>4% VO
8	CASSIA STICK ROLLED 90%;	\$4.766	>4% VO
9	CASSIA LONG STICK	\$4.471	>4% VO
10	CASSIA POWDER 1 - 1.5% VO;	\$1.570	1-1.5% VO
11	CASSIA POWDER 2% VO;	\$2.119	2% VO
12	CASSIA POWDER 2.5% VO;	\$2.330	2.5% VO
13	CASSIA POWDER 3% VO;	\$2.710	3% VO

CASSIA (CINNAMON) & STAR ANISE



NO	ITEM	FOB	NOTE
1	CASSIA POWDER STEAM STERILIZED 2.5% VO;	\$2.884	2.5% VO
2	CASSIA POWDER STEAM STERILIZED 3% VO;	\$3.303	3% VO
3	CASSIA BROKEN STEAM STERILIZED 2.5% VO;	\$2.998	2.5% VO
4	CASSIA BROKEN STEAM STERILIZED 3% VO;	\$3.222	3% VO



STAR ANISE



NO	ITEM	FOB	NOTE
1	STAR ANISE SPRING CROP	\$6.991	2.0cm, 80% up
2	STAR ANISE AUTUMN CROP;	\$7.413	2.5cm, 80% up
3	STAR ANISE SUNDRIED EU COMPLIANCE;	\$7.713	2.5cm, 80% up

TURMERIC GINGER



TURMERIC

NO	☰ ITEM	🏛️ FOB
1	TURMERIC FINGER;	\$2.129
2	POLISHED TURMERIC FINGER;	\$2.214
3	TURMERIC POWDER;	\$1.876
4	TURMERIC SLICE SUN DRIED;	\$1.665
5	WASHED TURMERIC SLICE SUN DRIED;	\$1.876
6	TURMERIC SLICE MACHINE DRIED;	\$2.340

GINGER

NO	☰ ITEM	🏛️ FOB
1	GINGER POWDER	\$3.269
2	GINGER SLICED	\$3.902
3	POLISHED GINGER FINGER	\$3.480

Desiccated Coconut

NORMAL QUALITY

ITEM	FOB (\$/MT)	FAT
DESICCATED COCONUT HIGHT FAT MEDIUM GRADE	\$2.535	60-63%
DESICCATED COCONUT HIGHT FAT FINE GRADE	\$2.492	60-63%
DESICCATED COCONUT MEDIUM FAT FINE GRADE	\$2.449	50-55%
DESICCATED COCONUT LOW FAT FINE GRADE	\$1.512	30-35%

EU QUALITY – BRC FACTORY

ITEM	FOB (\$/MT)	FAT
DESICCATED COCONUT HIGHT FAT MEDIUM GRADE	\$2.598	MIN 63%
DESICCATED COCONUT HIGHT FAT FINE GRADE	\$2.556	MIN 63%
DESICCATED COCONUT CHIPS GRADE	\$3.957	MIN 63%
DESICCATED COCONUT FLAKES GRADE	\$3.957	MIN 63%



PEPPER POWDER PESTICIDE GUARANTEE



GROUND STEAM STERILIZED BLACK PEPPER

NO	ITEM	FOB
1	- Half Cracked HTST black peppe 6 -> 8#;	\$8.727
2	- Granulate HTST black pepper 8 -> 12#;	\$8.575
4	- Table HTST black pepper 18 -> 28# ;	\$8.347
5	- Fine HTST black pepper 30 -> 34# ;	\$8.347
6	- Ground HTST black pepper 40 -> 100# ;	\$7.968

GROUND STEAM STERILIZED WHITE PEPPER

6	Ground HTST white pepper 40 > 100# ;	\$11.251
---	--------------------------------------	----------



OTHER HERBS & SPICES



NO	ITEM	PTEXIM OFFER (\$/MT)
1	EU IPM Whole Chili With Stem 5531	\$2.565
2	NON IPM- Whole Chili With Stem 5531	\$2.270
3	NON IPM- Whole Chili With Stem 334	\$2.640
4	NON IPM- Whole Chili With Stem Teja	\$3.010
5	EU IPM Whole Turmeric Single Polished 3.25% CU	\$2.575
6	EU IPM Ground Turmeric Min 3% Cu	\$2.485
7	NON IPM Ground Turmeric Min 2.5% CU	\$2.295
8	NON IPM Ground Turmeric Min 2% CU	\$2.230
9	EU IPM Indian Coriander 99.5% sortex - Badami	\$1.560
10	EU IPM Indian Coriander 99.5% sortex - Egale	\$1.720
11	EU IPM Indian Coriander 99.5% sortex - Scooter	\$1.865
12	EU IPM Indian Cumin 99.5% sortex - PA and PR as per EU	\$4.740
13	EU IPM Indian Cumin 99.5% sortex - Only PR as per EU	\$4.675

Come & Explore Our Diversity

SHAL

Paris

INSPIRE FOOD BUSINESS



Booth No:

4-J183



19-23 October 2024



Paris Nord Villepinte



September

Week 41

Pepper's

Market

Report

www.ptexim.com.vn

Please do not hesitate to send me if you have any further request.



 **Hien, Nguyen Vu**
CEO at PTEXIM Corp

 spices@ptexim.com.vn

 **+84 90 22222 95**

 43, Str. 17, An Phu Ward, Thu Duc City, Ho Chi Minh City, Vietnam

PTEXIM CERTIFICATE



PTEXIM FACTORY



1. WHOLE SPICES FACTORY (Daklak Province, VN)



2. FOOD FACTORY (Ba Ria Vung Tau Province, VN)



3. CASSIA & STAR ANISE FACTORY (Yen Bai Province, VN)