

Monthly

Report

Week 45 & October

PEPPER IMPORTS OCTOBER

#45 Weekly Insights

318 MT

-0.7% to last week

- GERMANY
- NETHERLANDS
- RUSSIA
- ENGLAND
- TURKEY
- FRANCE
- SPAIN
- POLAND
- ITALY
- LATVIA



PTEXIM CORP

A MONTHLY BLACK PEPPER'S MARKET REPORT 2024
BY **PTEXIM RESEARCH**

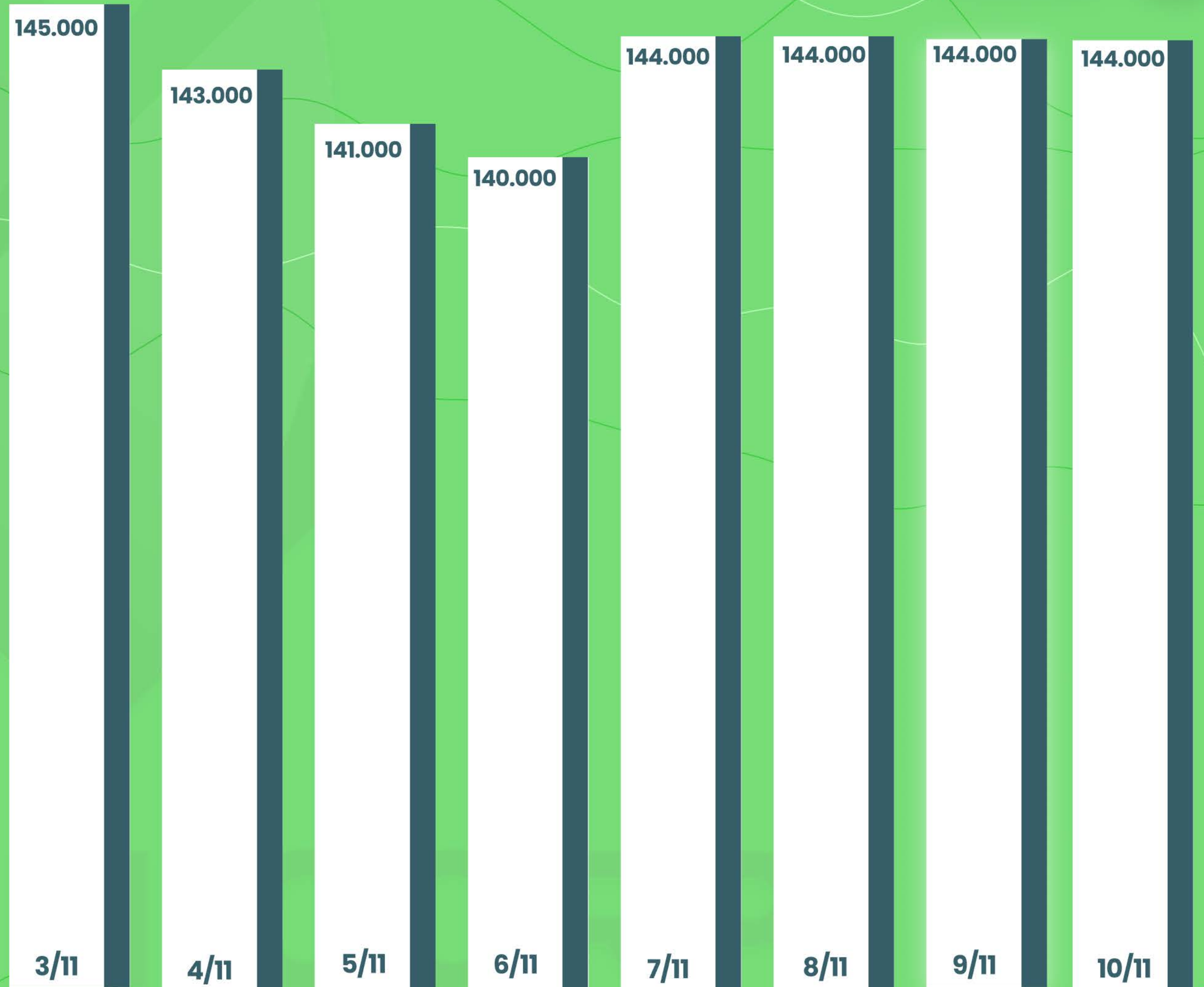
VND/kg

-0.7%
to last week



#45

Weekly Insights



KEY POINTS WEEK 45

VIETNAM'S PEPPER PRICE IN WEEK 45

3 – 10 NOVEMBER

– 0.7%

- Pepper prices continued to decrease last week from 145,000 VND to 144,000 VND, a decrease of 0.7%.
- The market is still quite quiet but demand has returned to many different countries such as the US/EU/CHINA/ASIA...

2024

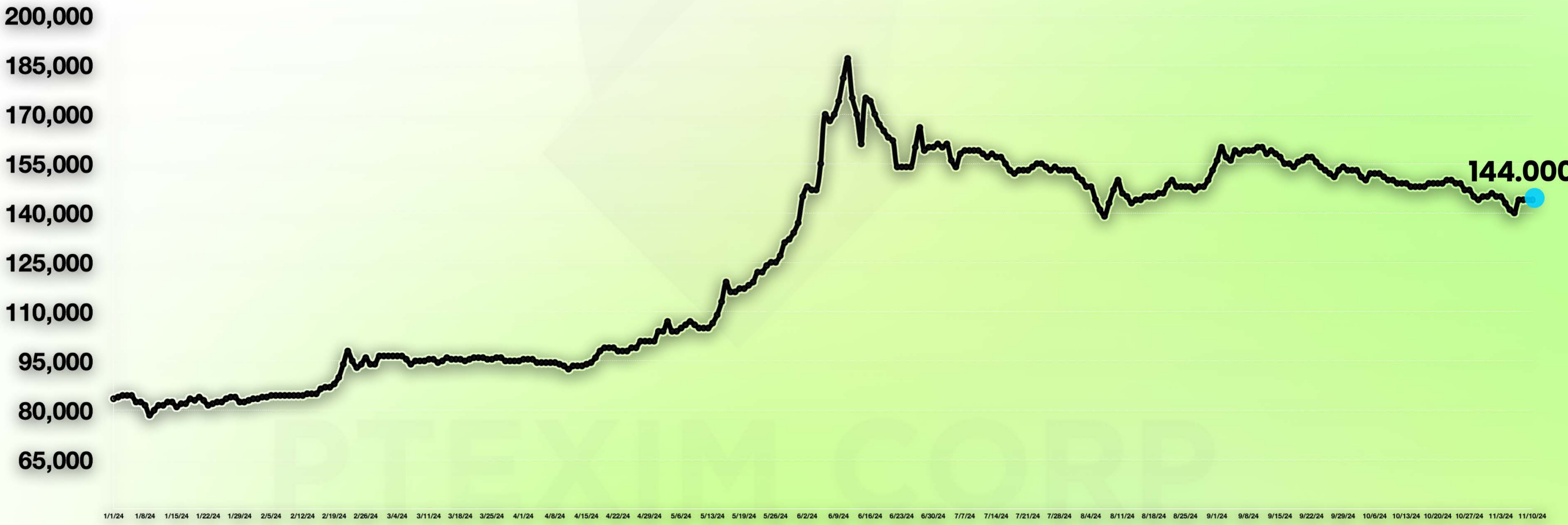
FROM Jan - 10 November 2024

+72%
to last year



Vietnam Black Pepper Price Chart VNĐ/kg

Pepper price has had an impressive increase in 2024 with an increase from 83,500vnd from January 1, 2024 to 144.000 until November 11th, 2024, corresponding to an **increase of 72%.**



Pepper Exports Insight | October 2024

18,493 MT

Export



120.2 Mil \$

Turnover



+7.9%

Change

volume



6,284 \$/TON

Average

BLACK PEPPER



8,029 \$/TON

Average

WHITE PEPPER



5,128 MT

USA

Top Buyer



Pepper Exports Insight | October 2024

According to VPSA's preliminary statistics, in October 2024, Vietnam exported 18,493 tons of pepper. Total export turnover reached 120.2 million USD, black pepper reached 99.8 million USD, white pepper reached 20.4 million USD, compared to the previous month, the export volume increased by 7.9% and compared to the same period last year, the export decreased by 3.6%. The average export price of black pepper in the month reached 6,284 USD/ton, down 28 USD and white pepper reached 8,029 USD/ton, up 191 USD.

18,493 MT

Export

120.2 Mil \$

Turnover

↑ +7.9%

Pepper Exports Insight | October 2024

The United States remained the largest export market in October, accounting for 27.7% of 5,128 tons, down 8.5% from September. The following markets were Hong Kong: 1,784 tons, UAE: 1,382 tons, the Netherlands: 1,000 tons and Germany: 960 tons.

PTEXIN



5,128 MT



UNITED STATES

TOP 3 IMPORTER OCTOBER 2024

1,784 MT



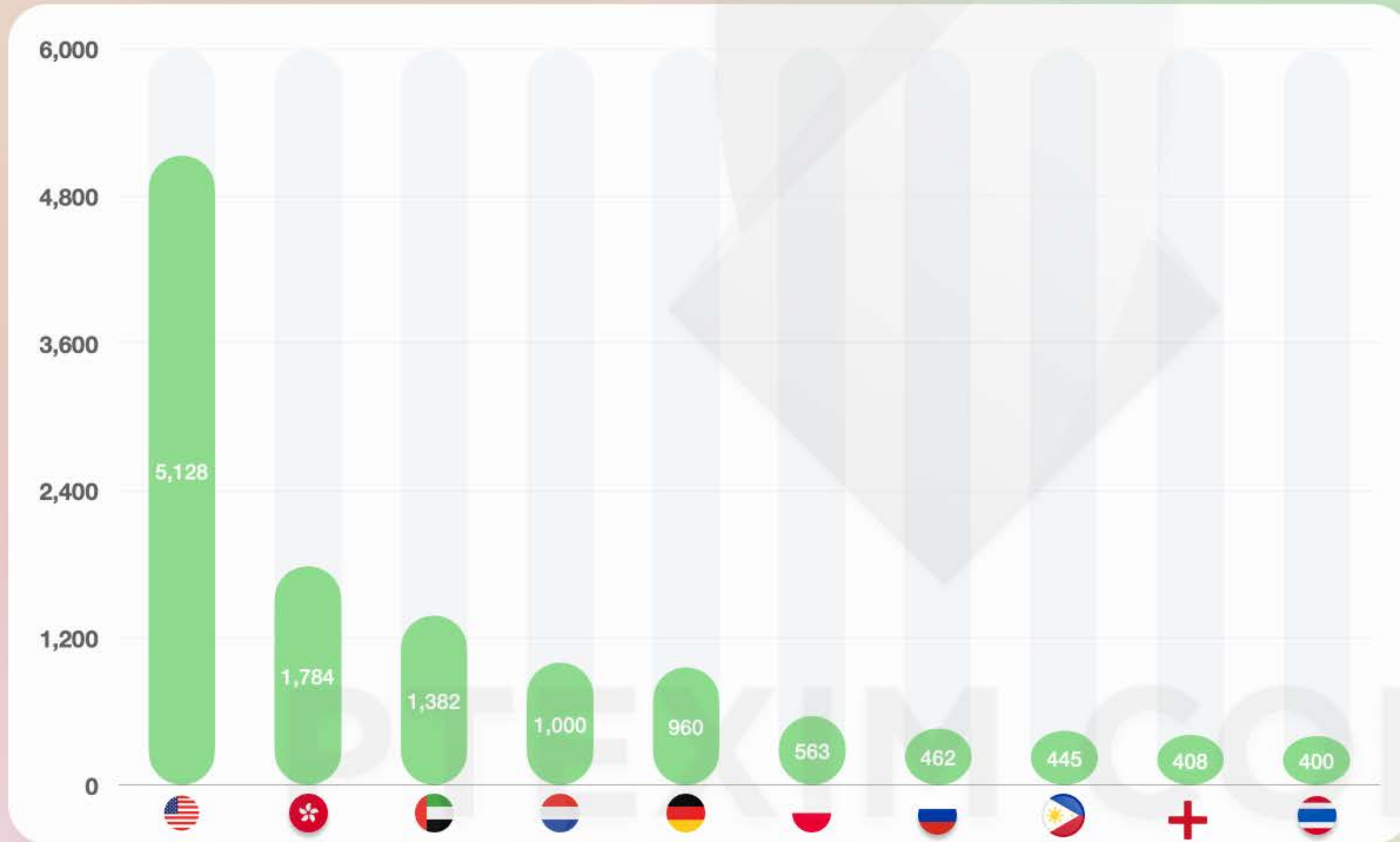
HONGKONG

1,382 MT



U.A.E

Pepper Exports Insight | October 2024



| No | Country | Value (\$) | Quantity (Mt) |
|----|--------------|--------------------|---------------|
| 1 | America | 32,765,562 | 5,128 |
| 2 | Hongkong | 11,815,945 | 1,784 |
| 3 | United Arab | 9,434,856 | 1,382 |
| 4 | Netherlands | 7,236,499 | 1,000 |
| 5 | Germany | 7,168,656 | 960 |
| 6 | Poland | 3,270,827 | 563 |
| 7 | Russia | 3,151,698 | 462 |
| 8 | Philippine | 2,246,545 | 445 |
| 9 | England | 2,529,736 | 408 |
| 10 | Thailand | 2,987,670 | 400 |
| | Others | 37,622,224 | 5,961 |
| | TOTAL | 120,230,218 | 18,493 |

Pepper Exports Insight | Jan-Oct 2024

219,387 MT

Export



1,111.2 Mil \$

Turnover



↓ **-1.9%**

Change

Volume



4,971 \$/TON

Average

BLACK PEPPER



6,626 \$/TON

Average

WHITE PEPPER



62,553 MT

USA

Top Buyer



Pepper Exports Insight | Jan-Oct 2024

By the end of October 2024, Vietnam had exported 219,387 tons of pepper, of which black pepper reached 193,892 tons and white pepper reached 25,495 tons. Total export turnover reached 1 billion 111.2 million USD, black pepper reached 881.6 million USD, white pepper reached 162.6 million USD. Compared to the same period last year, the export volume decreased by 1.9% (black pepper decreased by 3.3%, white pepper increased by 10.8%), but the export turnover increased by 48.0%. The average export price of black pepper in 10 months reached 4,971 USD/ton, an increase of 1,528 USD and white pepper reached 6,626 USD/ton, an increase of 1,671 USD compared to the same period in 2023.

219,387 MT

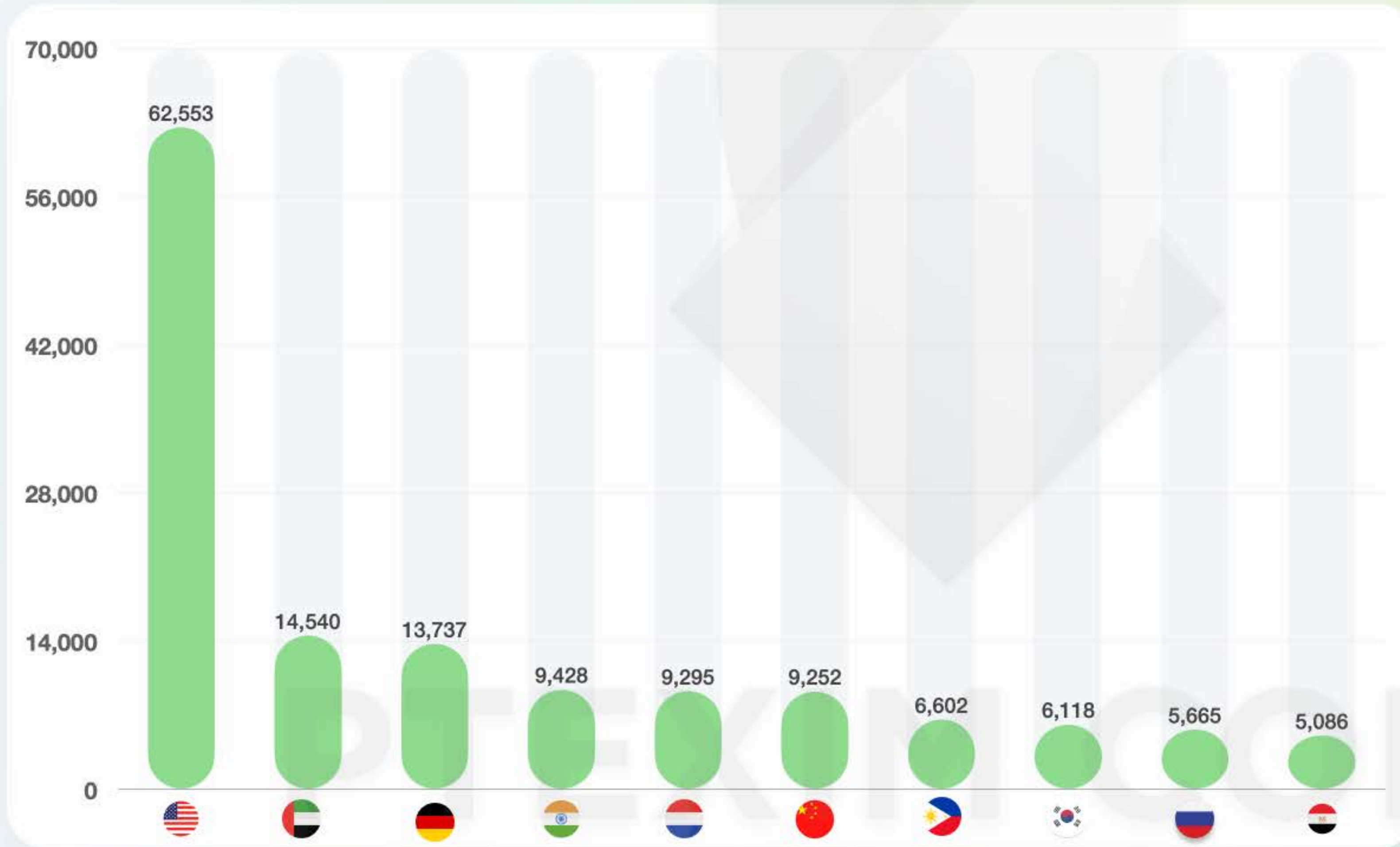
Export

1,111.2 Mil \$

Turnover

↓ **-1.9%**

Pepper Exports Insight | Jan-Oct 2024



| No | Country | Quantity (Mt) |
|----|--------------|----------------|
| 1 | America | 62,553 |
| 2 | United Arab | 14,540 |
| 3 | Germany | 13,737 |
| 4 | India | 9,428 |
| 5 | Netherlands | 9,295 |
| 6 | China | 9,252 |
| 7 | Philippine | 6,602 |
| 8 | Korea | 6,118 |
| 9 | Russia | 5,665 |
| 10 | Egypt | 5,086 |
| | Others | 77,111 |
| | TOTAL | 219,387 |

TOP 10 ASIA

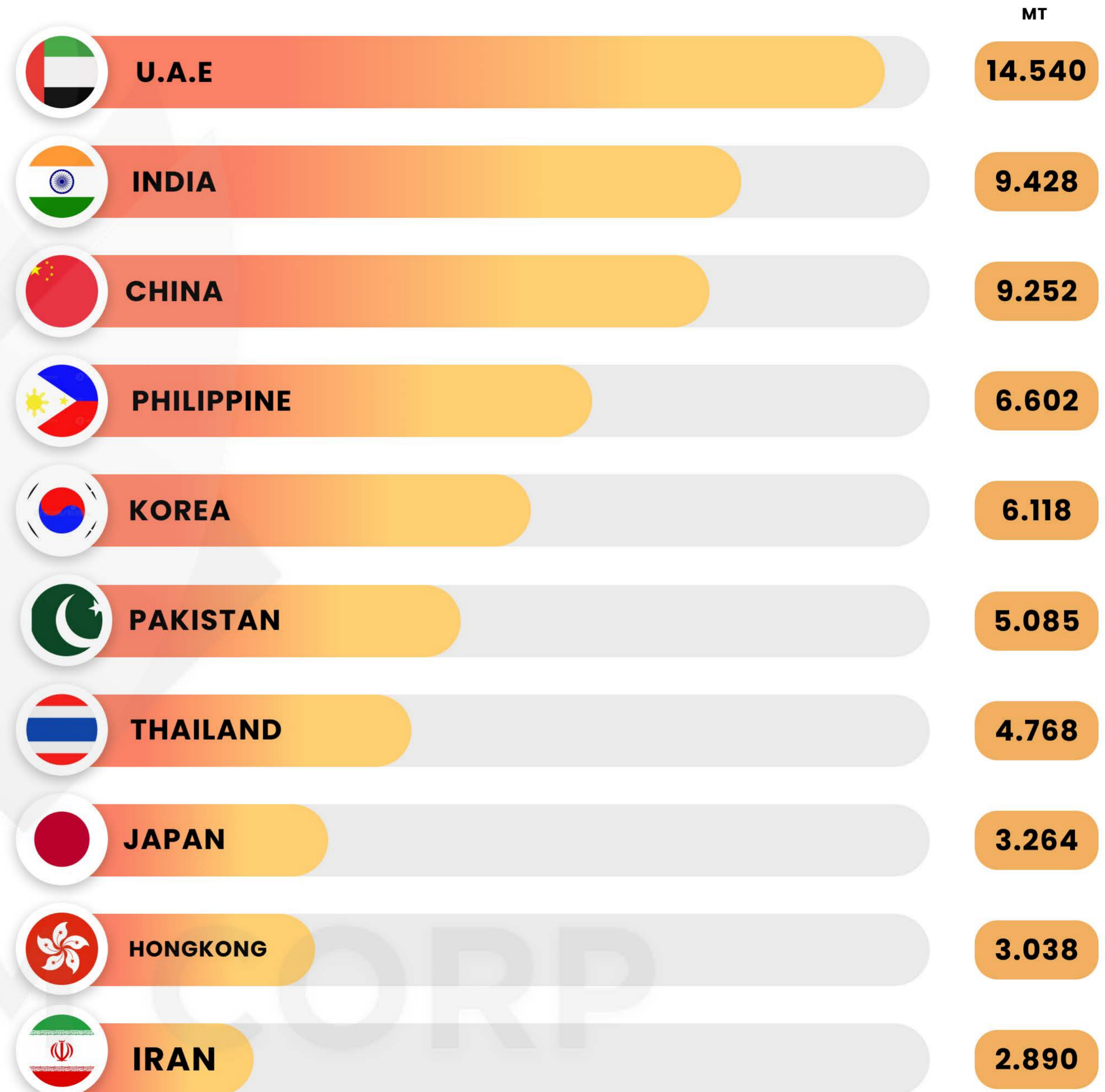
COUNTRIES IMPORT

PEPPER FROM

VIETNAM JAN TO

OCTOBER 2024

China is the 6th largest export market of Vietnam, reaching 9,252 tons, but compared to the same period, the export volume decreased by 84%.



TOP 5 US

COUNTRIES IMPORT

PEPPER FROM

VIETNAM JAN TO

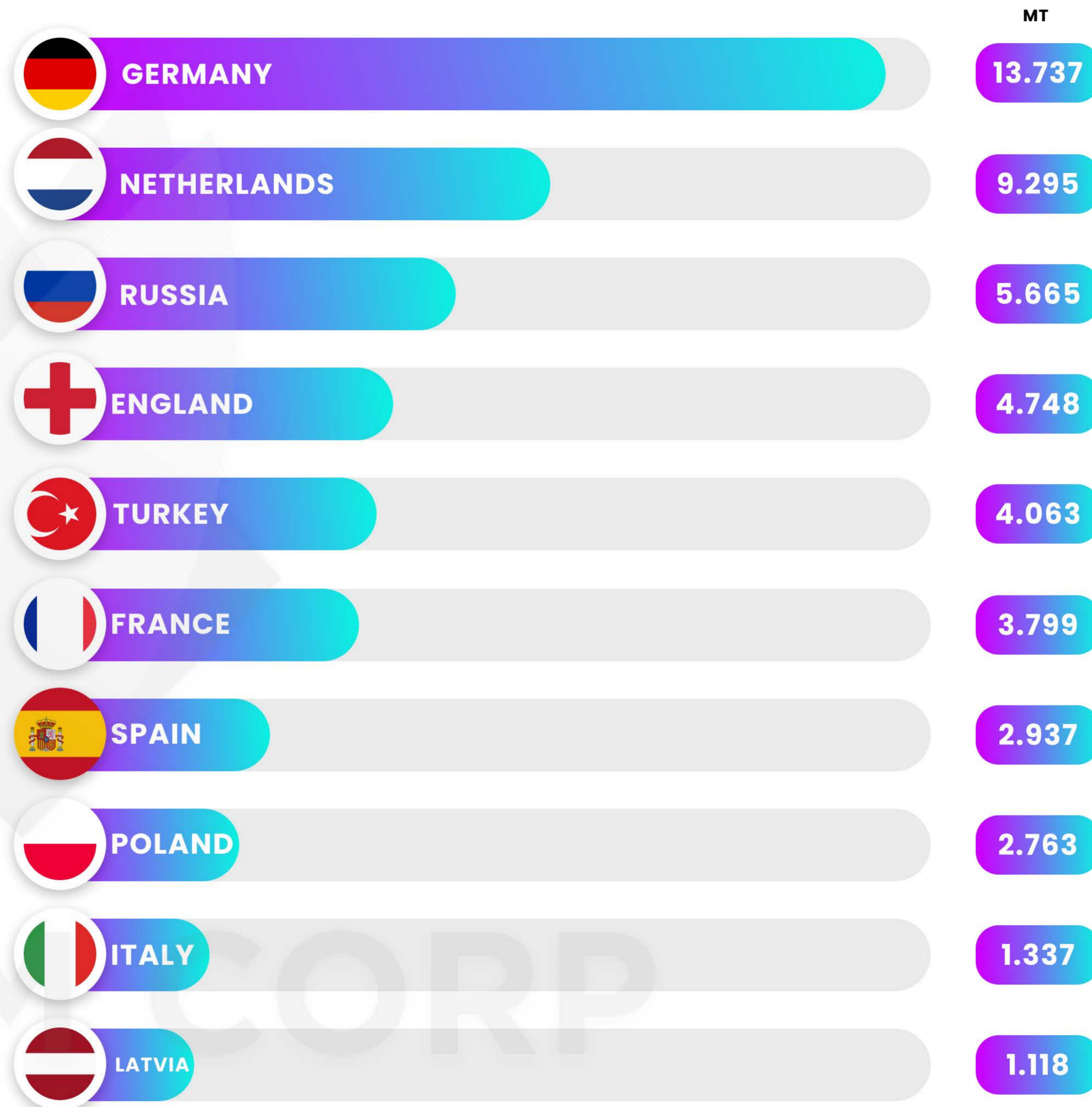
OCTOBER 2024

The United States is the largest export market of Vietnamese pepper, accounting for 28.5%, reaching 62,553 tons, up 46.8% over the same period last year.



TOP 10 EU COUNTRIES IMPORT PEPPER FROM VIETNAM JAN TO OCTOBER 2024

Next are the markets: UAE: 14,540 tons, accounting for 6.6%, up 45.0%; Germany: 13,737 tons, accounting for 6.3%, up 77.2%; India: 9,428 tons, accounting for 4.3%, down 10.5% and the Netherlands: 9,295 tons, accounting for 4.2%, up 41.2% over the same period.



TOP 5 AFRICA

COUNTRIES IMPORT

PEPPER FROM

VIETNAM JAN TO

OCTOBER 2024

The African region accounted for 5.79% of the market share and increased by 13.4% over the same period in 2023 to 12.701 tons. Egypt and South Africa were the two main export markets with 5.086 tons and 2.391 tons, up 37% and 22% respectively.





BLACK PEPPER IMPORT TO VIETNAM INSIGHT

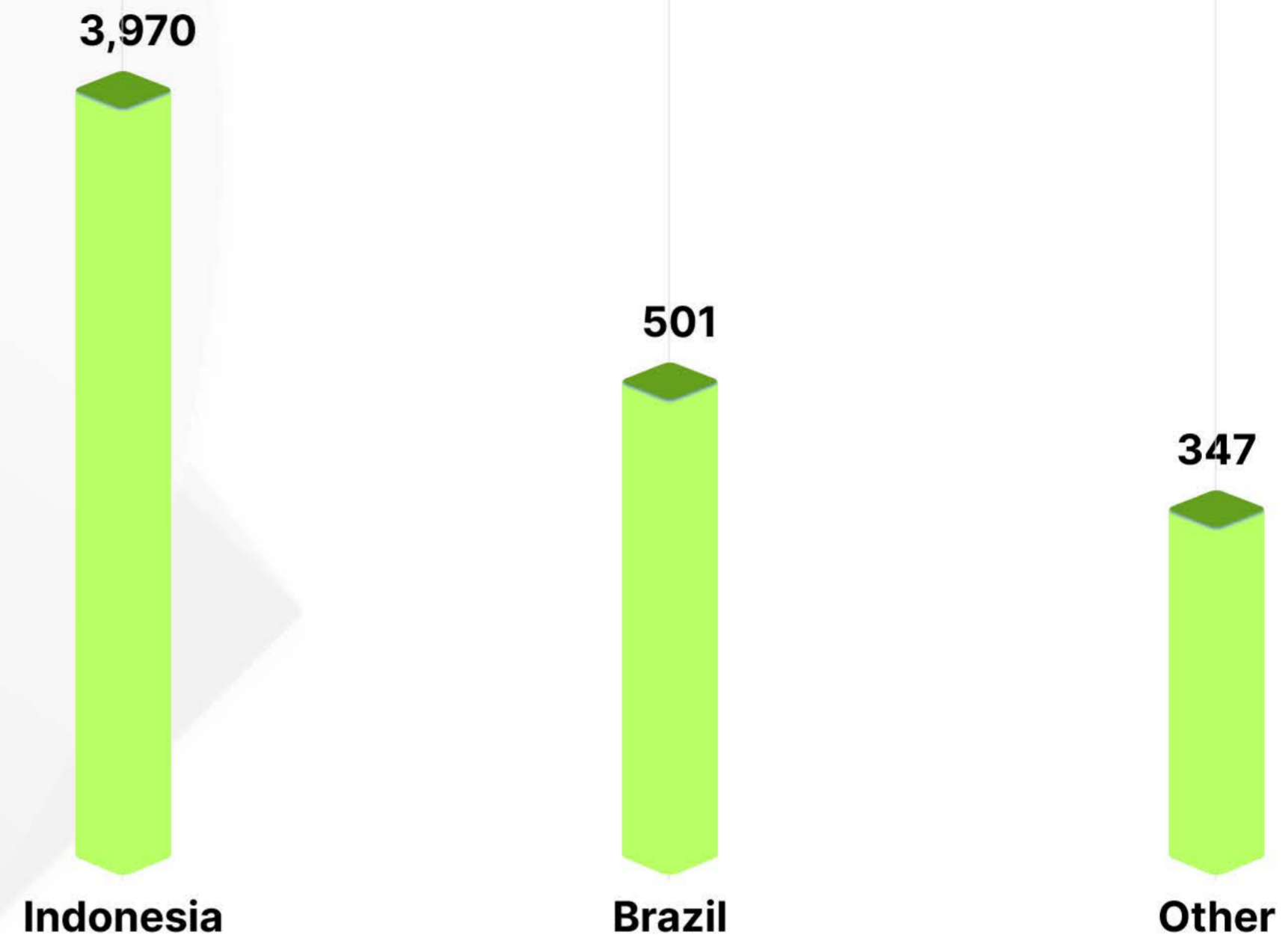
PTEXIM CORP



PEPPER IMPORTING IN OCTOBER 2024

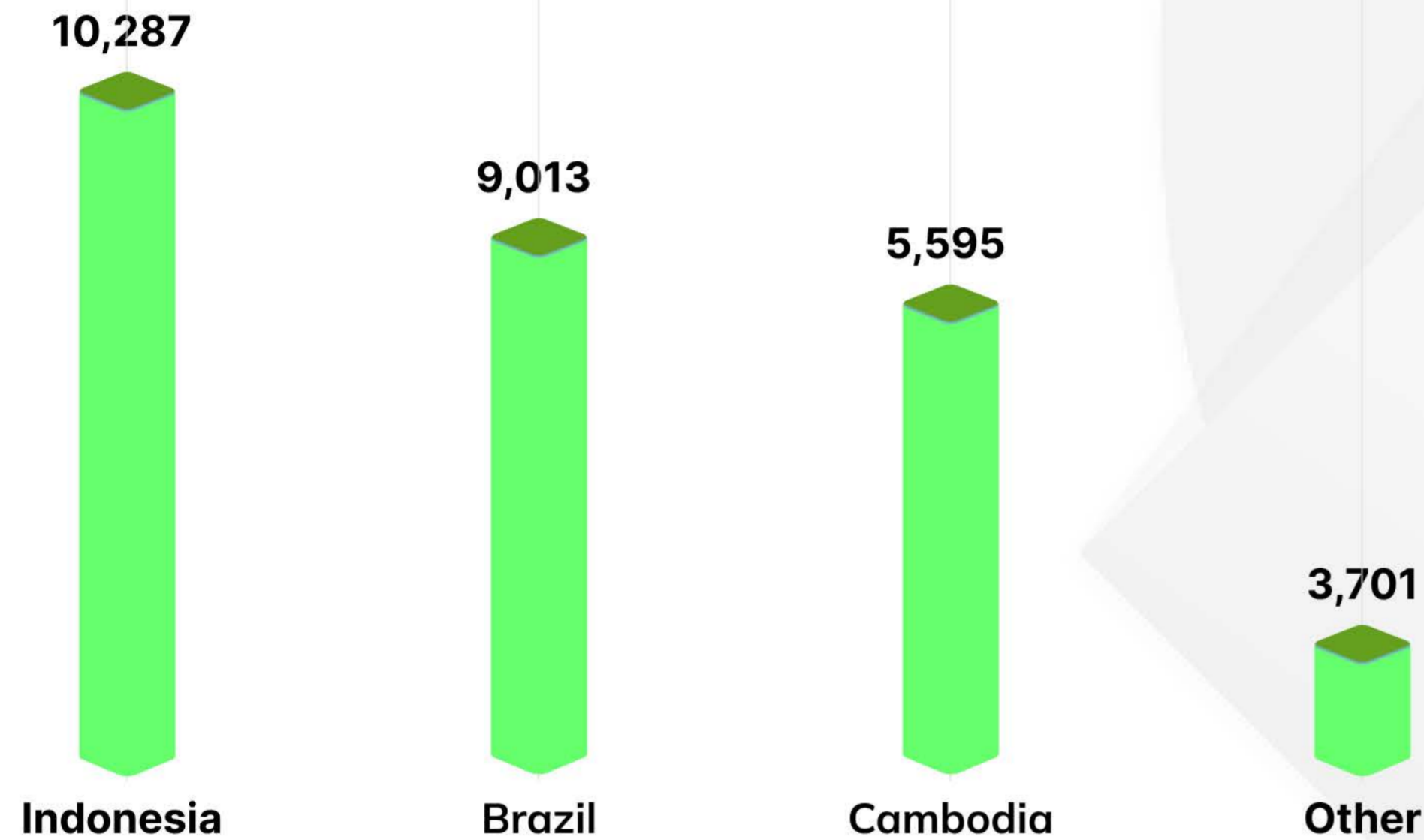
Black pepper
Import

4,818 MT



Preliminary statistics of VPSA show that in October 2024, Vietnam imported 4,818 tons, of which black pepper reached 4,566 tons, white pepper reached 252 tons, total import turnover reached 29.3 million USD, compared to the previous month, the import volume increased by 98.3%. Indonesia continued to be the main supplier of Vietnamese pepper in the month, reaching 3,970 tons, accounting for 82.4%; followed by Brazil: 501 tons, accounting for 10.4%.

PEPPER IMPORTING IN 10 MONTHS 2024



Black pepper
Import

28,596 MT

From January 1 to October 31, 2024, Vietnam imported 28,596 tons of pepper, of which black pepper reached 25,456 tons, white pepper reached 3,140 tons, total import turnover reached 131.3 million USD, compared to the same period last year, import volume increased by 27.1%, turnover increased by 78.5%. Indonesia became the largest pepper supplier to Vietnam, accounting for 36.0% reaching 10,287 tons, up 257.2% over the same period. Next is Brazil: 9,013 tons, accounting for 31.5%, down 35.5% and Cambodia accounting for 23.4% reaching 6,695 tons, up 96.7%.

Currency

A stable VND/USD exchange rate mitigates the risk of currency fluctuations eroding profit margins, enabling exporters to plan and price their products more effectively. Consequently, this financial predictability supports sustained growth and competitiveness in the global pepper market.

25,274.9919 ↑1.79% +444.9919 1M

Nov 10, 10:10:00 AM UTC · Disclaimer

1D 5D 1M 6M YTD 1Y 5Y MAX





*Q4 Ocean freight demand surge
and capacity constraints*

SHIPPING SITUATION

SHIPPING SITUATION

Despite forecasts indicating a potential economic slowdown, demand for ocean freight within Asia and on major routes to the US and Europe remains strong. November is expected to be the busiest month of 2024. Seasonal Factors and Cost Increases End-of-year holiday activity, labor shortages, and rising oil prices are creating further capacity and cost pressures. Seasonal travel demands, a strong US dollar, and high eCommerce volumes are pushing rates even higher.

Drewry World Container Index (WCI) - 07 Nov 24 (US\$/40ft)





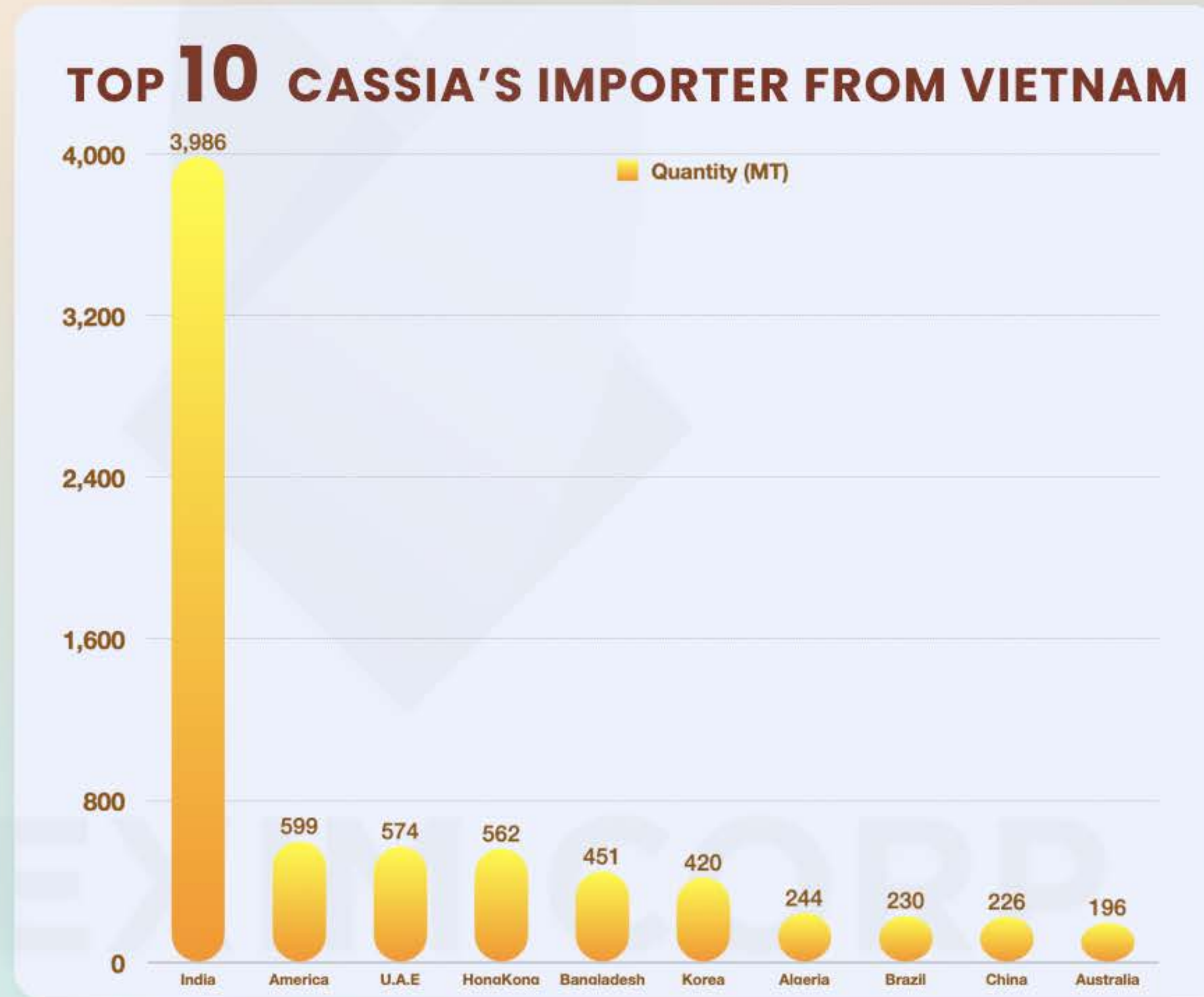
PTEXIM CORP

VIETNAM CASSIA EXPORTING REPORT



Cassia Exports Insight | October 2024

According to VPSA's preliminary statistics, in October 2024, Vietnam exported 10,166 tons of Cassia, with a total export turnover of 26.2 million USD, an increase of 58.1% compared to the previous month. The main export market of Vietnamese Cassia is still India, accounting for 39.2%, reaching 3,986 tons, an increase of 50.1% compared to September.



10,166 MT
Export

26.2 Mil \$
Turnover

Cassia Exports In 10 Months 2024 Insight



79,516 MT
Export



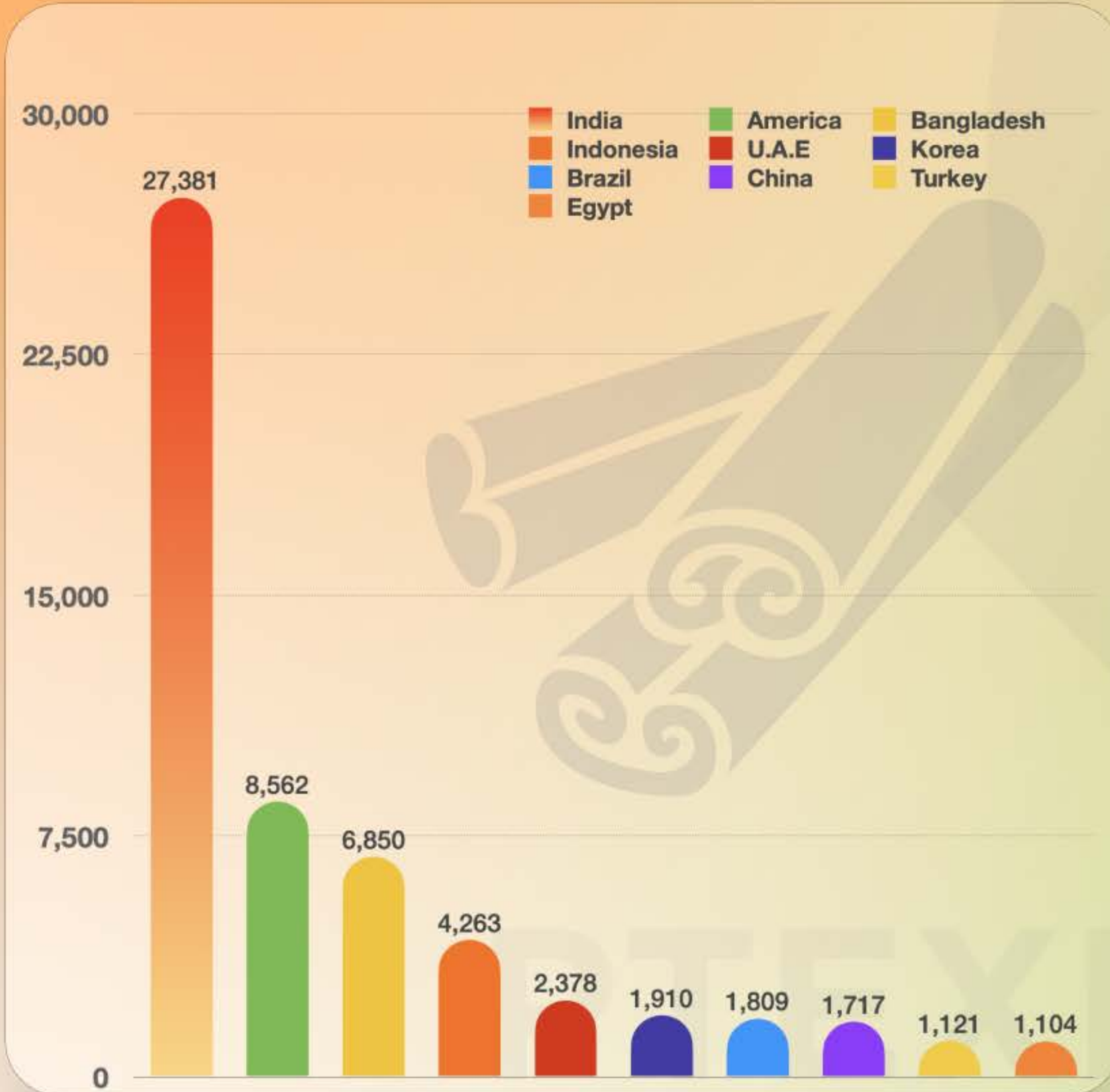
220.5 Mil \$
Turnover



6.4%
Volume

End of October 2024, Vietnam exported 79,516 tons of Cassia, with a total export turnover of 220.5 million USD, compared to the same period last year, the export volume increased by 6.4%, equivalent to the export turnover of the whole year 2023. India, the United States and Bangladesh are the 3 main export markets of Vietnamese Cassia, reaching: 27,381 tons, 8,562 tons and 6,850 tons.

INSIGHT | CASSIA EXPORT 10 MONTHS 2024



| No | Country | Quantity (MT) |
|----|---------------|----------------------|
| 1 | India | 27,381 |
| 2 | America | 8,562 |
| 3 | Bangladesh | 6,850 |
| 4 | Indonesia | 4,263 |
| 5 | U.A.E | 2,378 |
| 6 | Korea | 1,910 |
| 7 | Brazil | 1,809 |
| 8 | China | 1,717 |
| 9 | Turkey | 1,121 |
| 10 | Egypt | 1,104 |
| | Others | 22,421 |
| | TOTAL | <u>79,516</u> |



GUARANTEED LEAD



CONTENT

We Can Offer Cassia Products According To European And American Standards With Guaranteed LEAD Content Of 1ppm And 2ppm. COUMARIN 2000ppm Or 3000ppm. Metal Powder As KFDA Standard.

Please Contact For Further Demand For Cassia Stick / Cassia Split / Cassia Broken / Cassia Powder ...



OTHERS SPICES

CINNAMON (CASSIA) / TURMERIC / STAR ANISE / GINGER



STAR ANISE

We can offer Star anise with premium quality and ensure European standards for Pesticide/ Anthraquinone/ PAH... etc.



GINGER

The market **uptrend** and **very limited raw material** offer available. Please send us any request for Ginger Sliced/ Polished Ginger Finger/ Ginger Powder...



TURMERIC

The market **uptrend** and **very limited raw material** offer available. Please contact for further demand for Turmeric Sliced/ Polished Turmeric Finger / Turmeric Powder ...

ORGANIC



| NO | ITEM | FOB (USD/MT) | EU MAINT PORT | NY/BAL |
|----|---|--------------|---------------|----------|
| 1 | Organic Steam Sterilized Pepper 550G/L | \$9.744 | \$9.923 | \$9.944 |
| 2 | Organic Steam Sterilized Pepper 570G/L | \$9.911 | \$10.089 | \$10.111 |
| 3 | Steam Sterilized White Pepper 630G/L | \$13.968 | \$14.146 | \$14.168 |

| | | | | |
|----|---|--|--|---------|
| 6 | ORGANIC WHOLE CASSIA; | | | \$3.517 |
| 7 | ORGANIC CASSIA SPLIT; | | | \$3.172 |
| 8 | ORGANIC CASSIA BROKEN MACHINE CLEANED 3.5% VO; | | | \$3.352 |
| 9 | ORGANIC CASSIA STICK ROLLED 90%; | | | \$5.366 |
| 10 | ORGANIC CASSIA POWDER STEAM STERILIZED 3% VO; | | | \$3.822 |



WHOLE PEPPER

| NO | ☰ ITEM | FOB (USD/MT) | 🇪🇺 EU MAINT PORT | 🇺🇸 NY/BAL |
|----|--|--------------|------------------|-----------|
| 1 | VBP 500 G/L FAQ | \$5.933 | \$6.111 | \$6.133 |
| 2 | VBP 550 G/L FAQ | \$6.353 | \$6.532 | \$6.553 |
| 3 | VBP 500 G/L Double Spiral Cleaned | \$6.441 | \$6.620 | \$6.641 |
| 4 | VBP 550 G/L Double Spiral Cleaned | \$6.558 | \$6.736 | \$6.758 |
| 5 | VBP 570 G/L Double ASTA | \$6.675 | \$6.853 | \$6.875 |
| 6 | VBP 5MM Jumbo Size | \$6.894 | \$7.073 | \$7.094 |
| 7 | White PEPPER 630 G/L DW | \$9.221 | \$9.399 | \$9.421 |
| 8 | White PEPPER 630 G/L ASTA | \$9.262 | \$9.440 | \$9.462 |

STEAM

STERILIZED

PEPPER &

PESTICIDE

GUARANTEE

EU COMPLIANCE

| |  | |  |  |
|----|---|--------------|---|---|
| | ITEM | FOB (USD/MT) | EU MAINT PORT | NY/BAL |
| NO | | | | |
| 1 | Steam Sterilized Pepper 500G/L | \$6.723 | \$6.902 | \$6.923 |
| 2 | Steam Sterilized Pepper 550G/L | \$6.960 | \$7.139 | \$7.160 |
| 3 | Steam Sterilized Pepper 570G/L | \$7.079 | \$7.258 | \$7.279 |
| 4 | Steam Sterilized Pepper 5MM | \$7.200 | \$7.379 | \$7.400 |
| 5 | Steam Sterilized White Pepper 630G/L | \$9.797 | \$9.976 | \$9.997 |

STEAM STERILIZED PEPPER – EU COMPLIANCE

| | | | | |
|----|--------------------------------------|---------|----------|----------|
| 6 | Steam Sterilized Pepper 500G/L | \$6.903 | \$7.082 | \$7.103 |
| 7 | Steam Sterilized Pepper 550G/L | \$7.140 | \$7.319 | \$7.340 |
| 8 | Steam Sterilized Pepper 570G/L | \$7.259 | \$7.438 | \$7.459 |
| 9 | Steam Sterilized Pepper 5MM | \$7.380 | \$7.559 | \$7.580 |
| 10 | Steam Sterilized White Pepper 630G/L | \$9.977 | \$10.156 | \$10.177 |

CASSIA (CINNAMON) GUARANTEE LEAD & METAL POWDER



| ITEM | FOB | NOTE |
|---------------------------------------|-------|---------|
| CASSIA POWDER 2.5% VO | 2.588 | 2.5% VO |
| CASSIA POWDER 3% VO | 3.010 | 3% VO |
| CASSIA BROKEN MACHINE CLEANED 2.5% VO | 2.488 | 2.5% VO |
| CASSIA BROKEN MACHINE CLEANED 3% VO | 2.741 | 3% VO |

10 ppm
METAL POWDER



CASSIA (CINNAMON) GUARANTEE COUMARIN

| ITEM | FOB | NOTE |
|---------------------------------------|-------|---------|
| CASSIA POWDER 2.5% VO | 2.430 | 2.5% VO |
| CASSIA POWDER 3% VO | 2.810 | 3% VO |
| CASSIA BROKEN MACHINE CLEANED 2.5% VO | 2.388 | 2.5% VO |
| CASSIA BROKEN MACHINE CLEANED 3% VO | 2.641 | 3% VO |

1-2 ppm LEAD CONTENT
2000-3000 ppm COUMARIN CONTENT



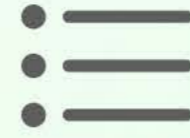
EU & US STANDARDS

CASSIA (CINNAMON)




| NO | ITEM | FOB | NOTE |
|----|--|---------|-----------|
| 1 | WHOLE CASSIA; | \$2.917 | >4% VO |
| 2 | CASSIA SPLIT; | \$2.572 | >3.5% VO |
| 3 | CASSIA BROKEN MACHINE CLEANED 2% VO; | \$1.992 | >2% VO |
| 4 | CASSIA BROKEN MACHINE CLEANED 2.5% VO; | \$2.288 | >2.5% VO |
| 5 | CASSIA BROKEN MACHINE CLEANED 3% VO; | \$2.541 | >3% VO |
| 6 | CASSIA BROKEN MACHINE CLEANED 3.5% VO; | \$2.752 | >3.5% VO |
| 7 | CASSIA BROKEN MACHINE CLEANED 4% VO; | \$3.048 | >4% VO |
| 8 | CASSIA STICK ROLLED 90%; | \$4.766 | >4% VO |
| 9 | CASSIA LONG STICK | \$4.471 | >4% VO |
| 10 | CASSIA POWDER 1 - 1.5% VO; | \$1.570 | 1-1.5% VO |
| 11 | CASSIA POWDER 2% VO; | \$2.119 | 2% VO |
| 12 | CASSIA POWDER 2.5% VO; | \$2.330 | 2.5% VO |
| 13 | CASSIA POWDER 3% VO; | \$2.710 | 3% VO |

CASSIA (CINNAMON) & STAR ANISE



| NO | ITEM | FOB | NOTE |
|----|---|---------|---------|
| 1 | CASSIA POWDER STEAM STERILIZED 2.5% VO; | \$2.884 | 2.5% VO |
| 2 | CASSIA POWDER STEAM STERILIZED 3% VO; | \$3.303 | 3% VO |
| 3 | CASSIA BROKEN STEAM STERILIZED 2.5% VO; | \$2.998 | 2.5% VO |
| 4 | CASSIA BROKEN STEAM STERILIZED 3% VO; | \$3.222 | 3% VO |



STAR ANISE



| NO | ITEM | FOB | NOTE |
|----|------------------------------------|---------|---------------|
| 1 | STAR ANISE SPRING CROP | \$6.991 | 2.0cm, 80% up |
| 2 | STAR ANISE AUTUMN CROP; | \$7.413 | 2.5cm, 80% up |
| 3 | STAR ANISE SUNDRIED EU COMPLIANCE; | \$7.713 | 2.5cm, 80% up |

TURMERIC GINGER



TURMERIC

| NO | ☰ ITEM | 🏛️ FOB |
|----|----------------------------------|---------|
| 1 | TURMERIC FINGER; | \$2.129 |
| 2 | POLISHED TURMERIC FINGER; | \$2.214 |
| 3 | TURMERIC POWDER; | \$1.876 |
| 4 | TURMERIC SLICE SUN DRIED; | \$1.665 |
| 5 | WASHED TURMERIC SLICE SUN DRIED; | \$1.876 |
| 6 | TURMERIC SLICE MACHINE DRIED; | \$2.340 |

GINGER

| NO | ☰ ITEM | 🏛️ FOB |
|----|------------------------|---------|
| 1 | GINGER POWDER | \$3.269 |
| 2 | GINGER SLICED | \$3.902 |
| 3 | POLISHED GINGER FINGER | \$3.480 |

PEPPER POWDER PESTICIDE GUARANTEE



GROUND STEAM STERILIZED BLACK PEPPER

| NO | ITEM | FOB |
|----|--|---------|
| 1 | - Half Cracked HTST black peppe 6 -> 8#; | \$8.272 |
| 2 | - Granulate HTST black pepper 8 -> 12#; | \$8.128 |
| 4 | - Table HTST black pepper 18 -> 28# ; | \$7.912 |
| 5 | - Fine HTST black pepper 30 -> 34# ; | \$7.912 |
| 6 | - Ground HTST black pepper 40 -> 100# ; | \$7.552 |

GROUND STEAM STERILIZED WHITE PEPPER

| | | |
|---|--------------------------------------|----------|
| 6 | Ground HTST white pepper 40 > 100# ; | \$10.712 |
|---|--------------------------------------|----------|



OTHER HERBS & SPICES



| NO | ITEM | PTEXIM OFFER (\$/MT) |
|----|--|----------------------|
| 1 | EU IPM Whole Chili With Stem 5531 | \$2.565 |
| 2 | NON IPM- Whole Chili With Stem 5531 | \$2.270 |
| 3 | NON IPM- Whole Chili With Stem 334 | \$2.640 |
| 4 | NON IPM- Whole Chili With Stem Teja | \$3.010 |
| 5 | EU IPM Whole Turmeric Single Polished 3.25% CU | \$2.575 |
| 6 | EU IPM Ground Turmeric Min 3% Cu | \$2.485 |
| 7 | NON IPM Ground Turmeric Min 2.5% CU | \$2.295 |
| 8 | NON IPM Ground Turmeric Min 2% CU | \$2.230 |
| 9 | EU IPM Indian Coriander 99.5% sortex - Badami | \$1.560 |
| 10 | EU IPM Indian Coriander 99.5% sortex - Egale | \$1.720 |
| 11 | EU IPM Indian Coriander 99.5% sortex - Scooter | \$1.865 |
| 12 | EU IPM Indian Cumin 99.5% sortex - PA and PR as per EU | \$4.740 |
| 13 | EU IPM Indian Cumin 99.5% sortex - Only PR as per EU | \$4.675 |



Europe



19–21 November 2024



Frankfurt, Germany



PTEXIM CORP

Booth No:

3.0A56

Come & Explore Our Diversity



October Week 45 Pepper's Market Report

www.ptexim.com.vn

Please do not hesitate to send me if you have any further request.



 **Hien, Nguyen Vu**
CEO at PTEXIM Corp

 spices@ptexim.com.vn

 **+84 90 22222 95**

 43, Str. 17, An Phu Ward, Thu Duc City, Ho Chi Minh City, Vietnam

PTEXIM CERTIFICATE



PTEXIM FACTORY



1. WHOLE SPICES FACTORY (Daklak Province, VN)



2. FOOD FACTORY (Ba Ria Vung Tau Province, VN)



3. CASSIA & STAR ANISE FACTORY (Yen Bai Province, VN)