



# Monthly

# Report

Week 49 & November



**PTEXIM CORP**

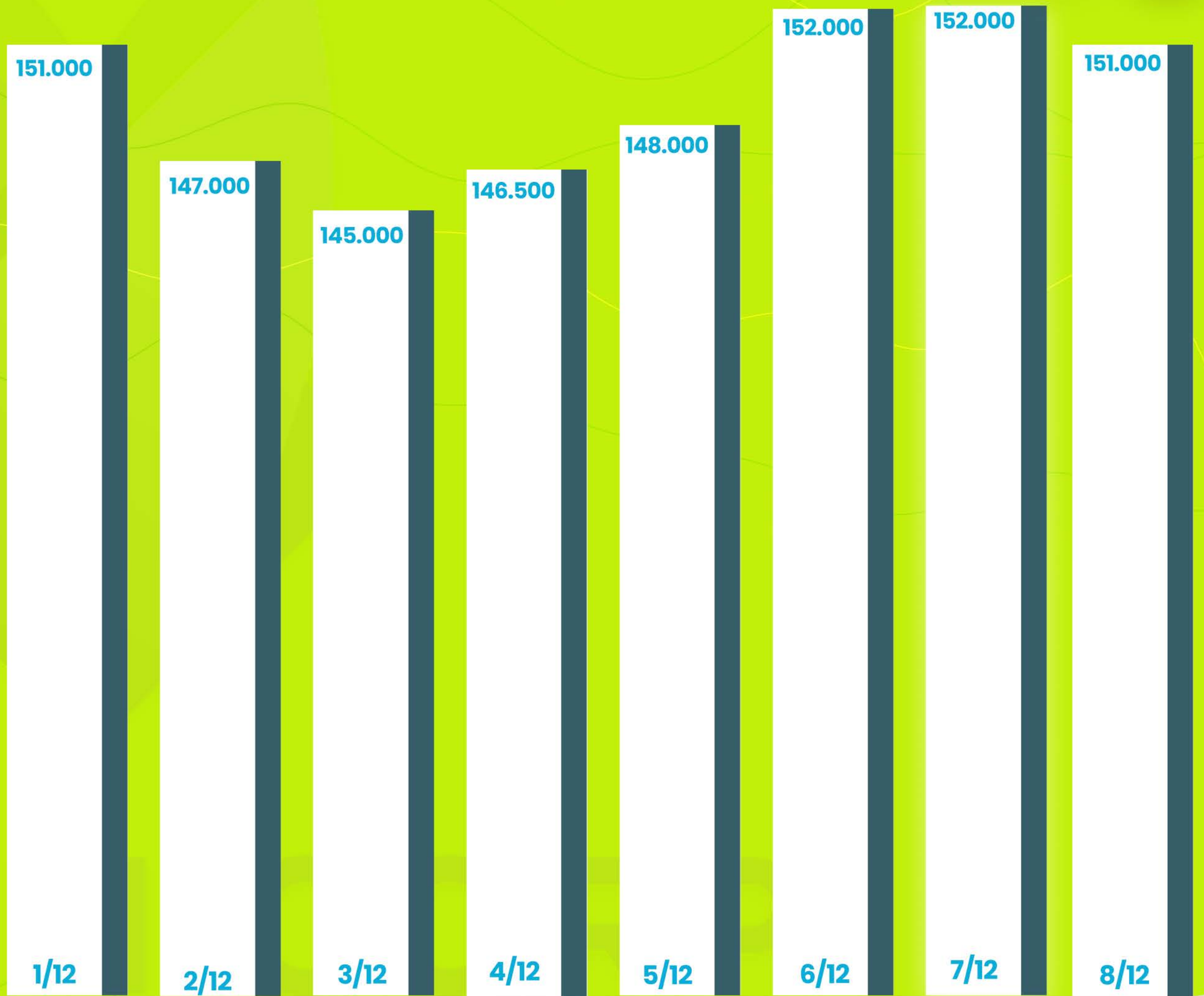
A MONTHLY BLACK PEPPER'S MARKET REPORT 2024  
BY **PTEXIM RESEARCH**

VND/kg

0%  
to last week



# #49 Weekly Insights



# KEY POINTS WEEK 49

## VIETNAM'S PEPPER PRICE IN WEEK 49

1 – 8 DECEMBER

0%

- Last week, pepper prices experienced significant fluctuations but ultimately stabilized by the week's end.
- The market remains tight, with a prevailing mindset among sellers to retain their stock.
- We are seeing renewed demand from various regions, including the US, EU, China, and Asia.

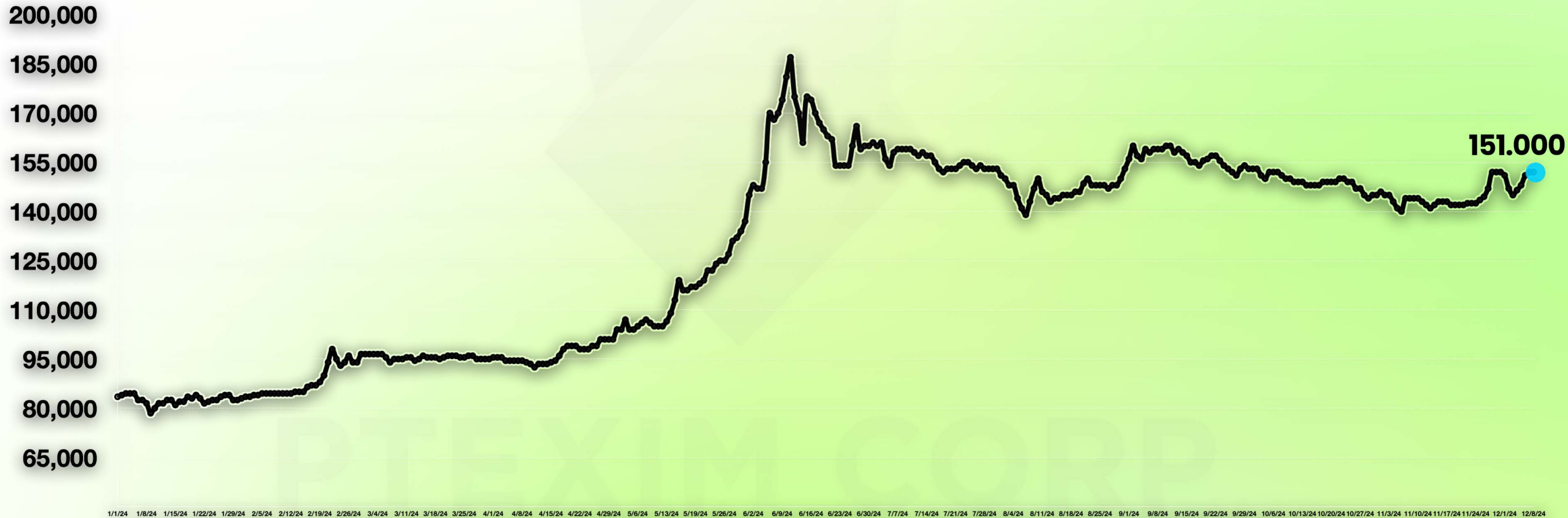
# 2024

FROM Jan - 8 December 2024

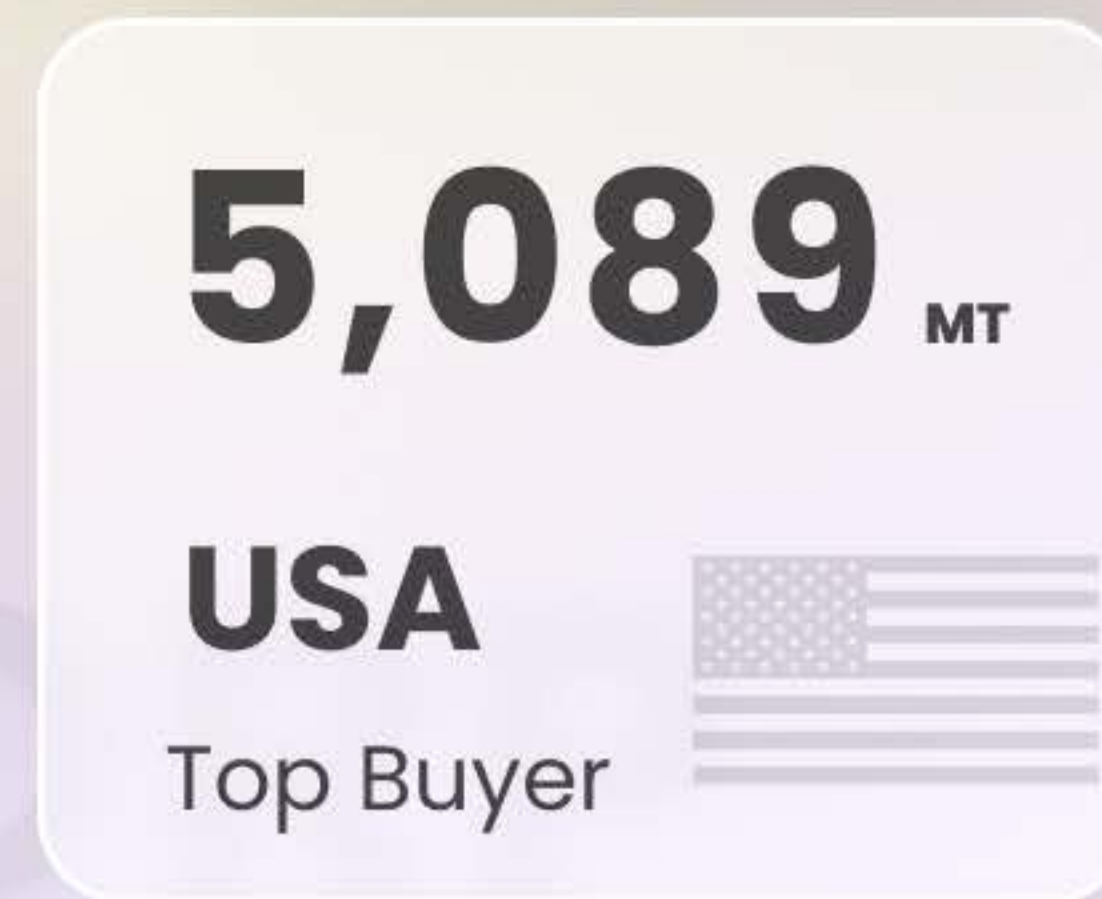
**+81%**  
to last year 

## Vietnam Black Pepper Price Chart VNĐ/kg

Pepper price has had an impressive increase in 2024 with an increase from 83,500vnd from January 1, 2024 to 151.000vnd until December 8th, 2024, corresponding to an **increase of 81%**.



# Pepper Exports Insight | November 2024



# Pepper Exports Insight | November 2024

Preliminary statistics of VPSA, in November 2024, Vietnam exported 15,948 tons of pepper, black pepper reached 13,606 tons, white pepper reached 2,342 tons. Total export turnover reached 106.5 million USD, black pepper reached 87.5 million USD, white pepper reached 19.0 million USD, compared to Novober, the export volume decreased by 13.8% and compared to the same period in 2023, the export decreased by 21.4%. The average export price of black pepper in November reached 6,513 USD/ton, white pepper reached 8,286 USD/ton, increased by 229 USD for black pepper and 57 USD for white pepper compared to Novober 2024.

**15,948** MT

**Export**

**106.5** Mil \$

**Turnover**

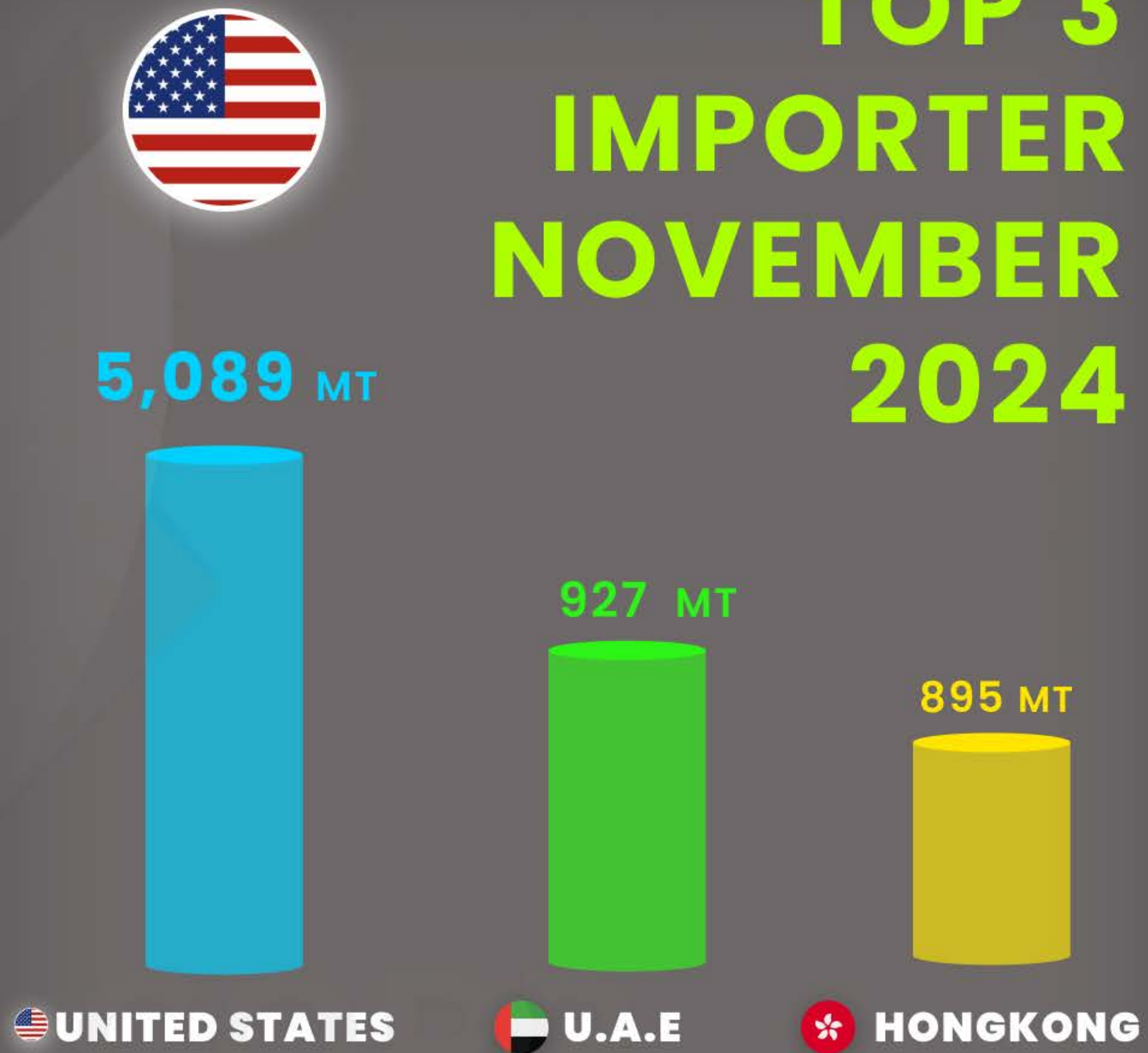
**-13.8%**

# Pepper Exports Insight | November 2024

Pepper exports to the United States still accounted for the largest proportion, accounting for 31.9%, reaching 5,089 tons. Following were the markets: UAE: 927 tons, Hong Kong: 895 tons, Netherlands: 760 tons and South Korea: 600 tons.

PTEXIM

## TOP 3 IMPORTER NOVEMBER 2024



# Pepper Exports Insight | November 2024



No	Country	Value (\$)	Quantity (Mt)
1	America	35,303,030	5,089
2	United Arab	6,206,078	927
3	Hongkong	6,744,674	895
4	Netherlands	5,482,427	760
5	Korea	3,952,570	600
6	India	3,657,061	531
7	Thailand	4,022,445	527
8	Philippine	2,181,275	485
9	Japan	2,147,681	453
10	Germany	3,365,954	433
	Others	33,383,190	5,248
	<b>TOTAL</b>	<b>106,446,385</b>	<b>15,948</b>

# Pepper Exports Insight | Jan-Nov 2024

**235,335** MT

**Export**



**1,217.6** Mil \$

**Turnover**



**↓ -3.5%**

**Change**

Volume



**5,073** \$/TON

**Average**

BLACK PEPPER



**6,772** \$/TON

**Average**


WHITE PEPPER



**67,802** MT

**USA**

Top Buyer



# Pepper Exports Insight | Jan–Nov 2024

Cumulatively from January 1 to November 30, 2024, Vietnam exported 235,335 tons of pepper, of which black pepper reached 207,498 tons and white pepper reached 27,837 tons. Total export turnover reached 1 billion 217.6 million USD, black pepper reached 1 billion 36.1 million USD, white pepper reached 181.5 million USD. Compared to the same period in 2023, export volume decreased by 3.5%, but export turnover increased by 46.9%. The average export price of black pepper in 11 months reached 5,073 USD/ton, up 47.3% and white pepper reached 6,772 USD/ton, up 36.7% over the same period last year.

235,335 MT

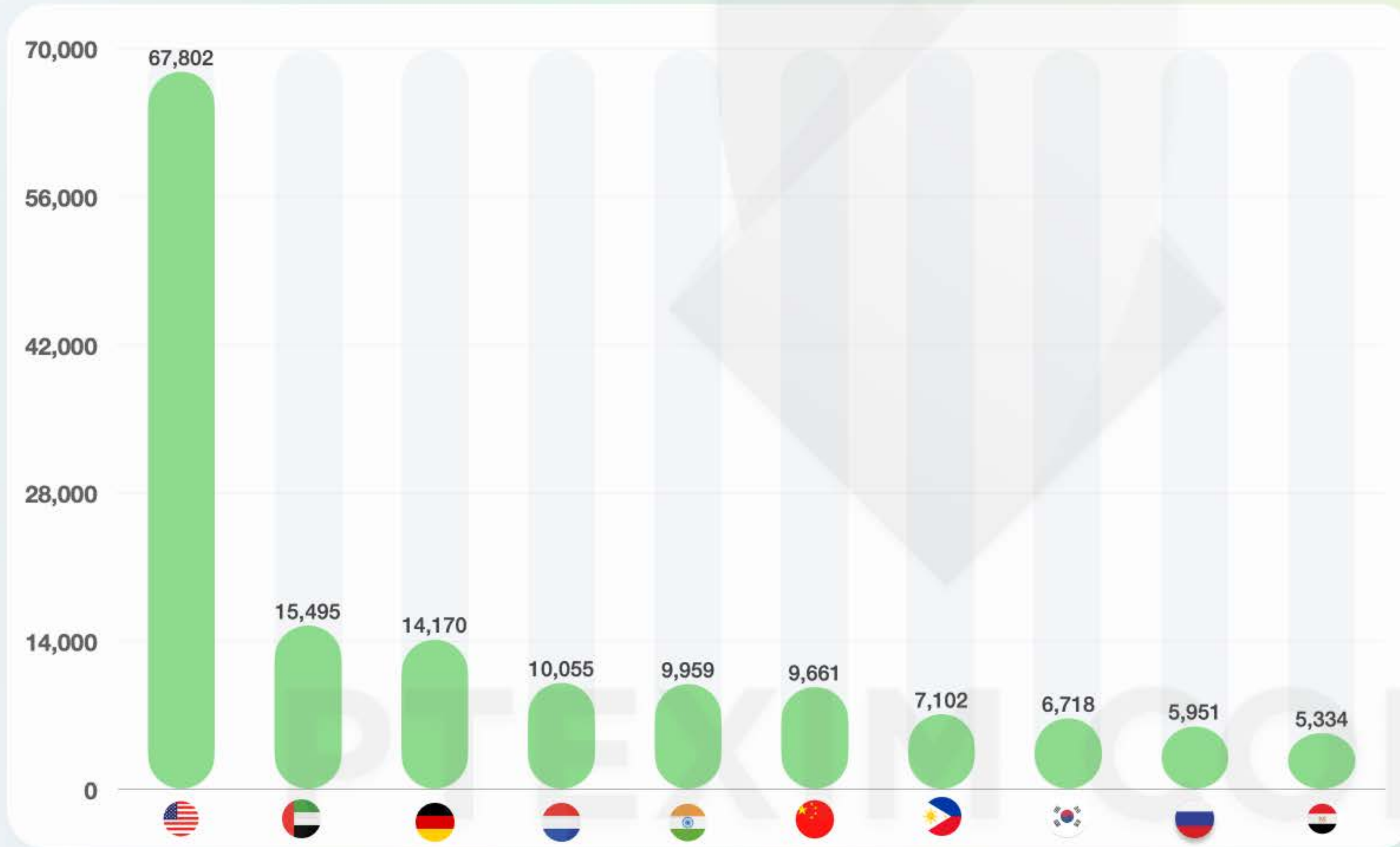
Export

1,217.6 Mil \$

Turnover

↓ -3.5%

# Pepper Exports Insight | Jan-Nov 2024



No	Country	Quantity (Mt)
1	America	67,802
2	United Arab	15,495
3	Germany	14,170
4	Netherlands	10,055
5	India	9,959
6	China	9,661
7	Philippine	7,102
8	Korea	6,718
9	Russia	5,951
10	Pakistan	5,334
	Others	83,088
	<b>TOTAL</b>	<b>235,335</b>

# TOP 5 US

## COUNTRIES IMPORT

## PEPPER FROM

## VIETNAM JAN TO

## NOVEMBER 2024

The United States is the largest export market of Vietnamese pepper, reaching 67,802 tons, up 41.1%↑ and accounting for 28.8% of the total export volume of Vietnamese pepper. Exports also increased in Canada (19.7%).↑



# TOP 10 ASIA

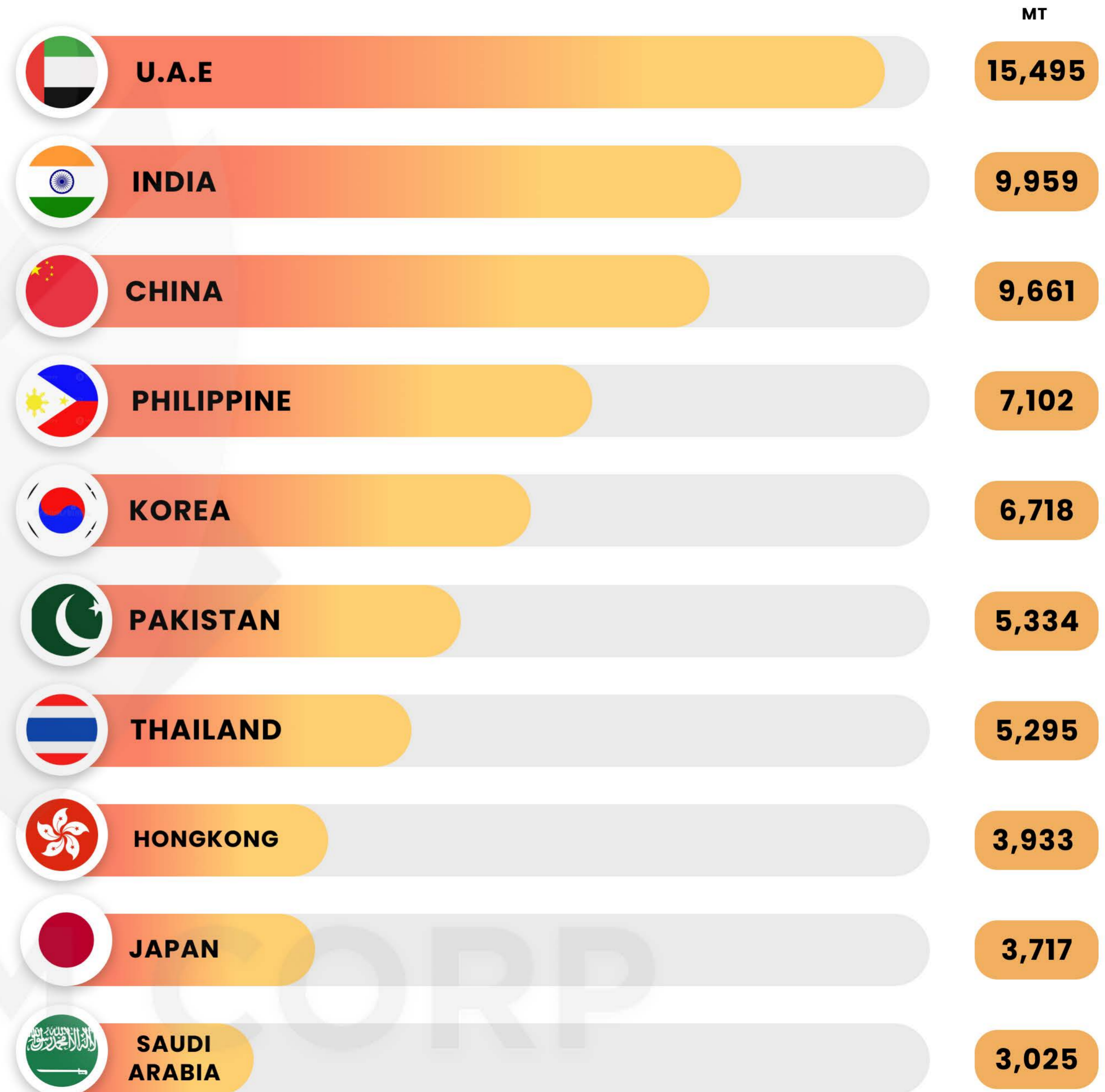
## COUNTRIES IMPORT

## PEPPER FROM

## VIETNAM JAN TO

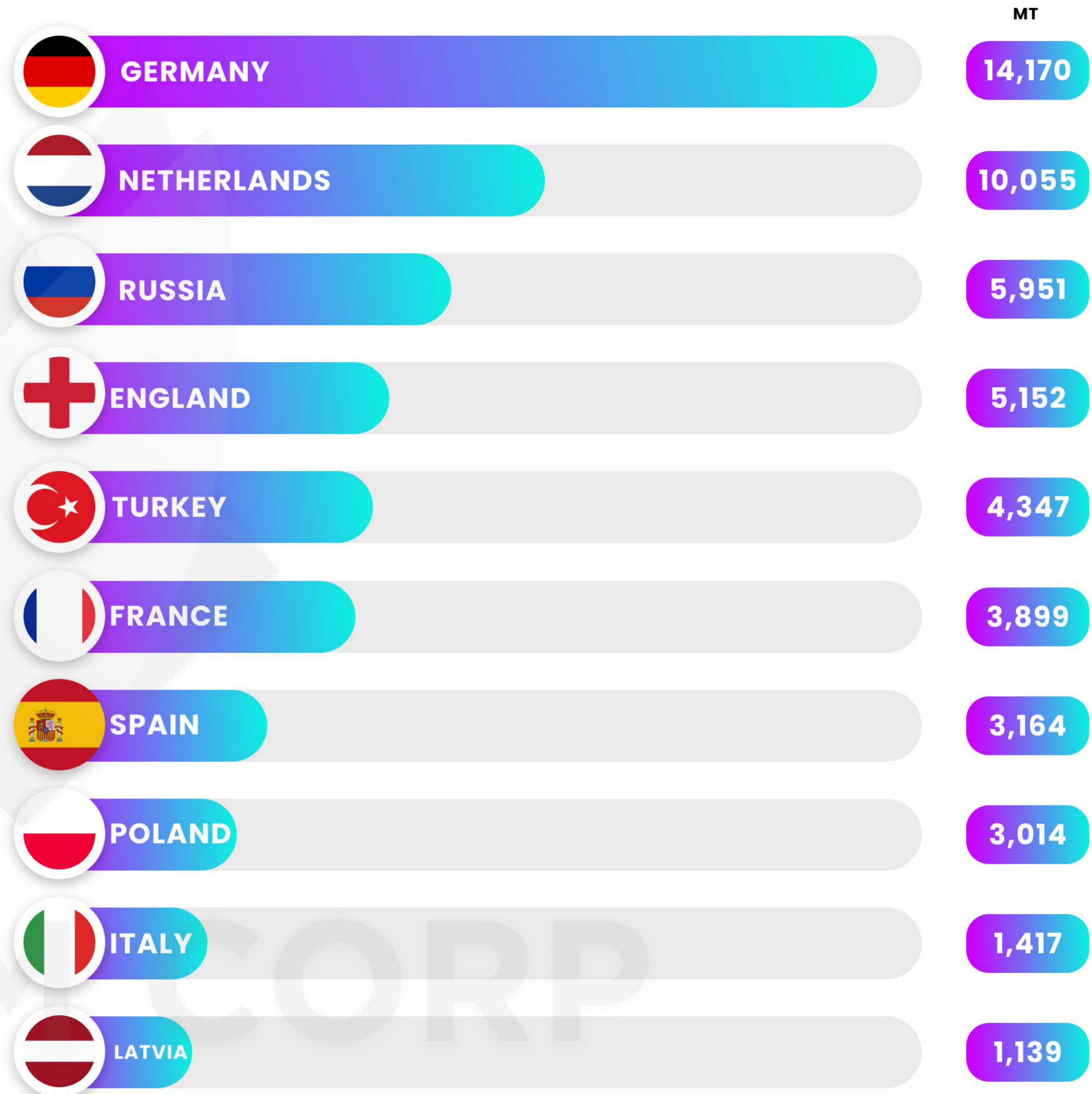
## NOVEMBER 2024

Next are the markets: UAE: 15,495 tons, up 42.7%, accounting for 6.6%. Exports increased in South Korea (34.8%), Pakistan (34.5%), especially exports to Hong Kong reached 3,933 tons compared to 129 tons last year. China, Vietnam's 6th largest export market, reached 9,661 tons, down 83.6% over the same period in 2023.



# TOP 10 EU COUNTRIES IMPORT PEPPER FROM VIETNAM JAN TO NOVEMBER 2024

Germany: 14,170 tons, up 67.7%, accounting for 6.0%; Exports also increased in the Netherlands (41.8%); Russia (15.5%), UK (14.0%)...



# TOP 5 AFRICA

COUNTRIES IMPORT

PEPPER FROM

VIETNAM JAN TO

NOVEMBER 2024

The African region accounted for 5.6% of the market share and increased by 7.5% over the same period in 2023 to 13,272

tons. Egypt and South Africa were the two main export markets with 5,158 tons and 2,592 tons, up 33% and 16.8% respectively.





BLACK PEPPER

**IMPORT**

TO VIETNAM

**INSIGHT**

# PEPPER IMPORTING IN NOVEMBER 2024

Black pepper  
Import

**4,381** MT

3,836

Indonesia

190

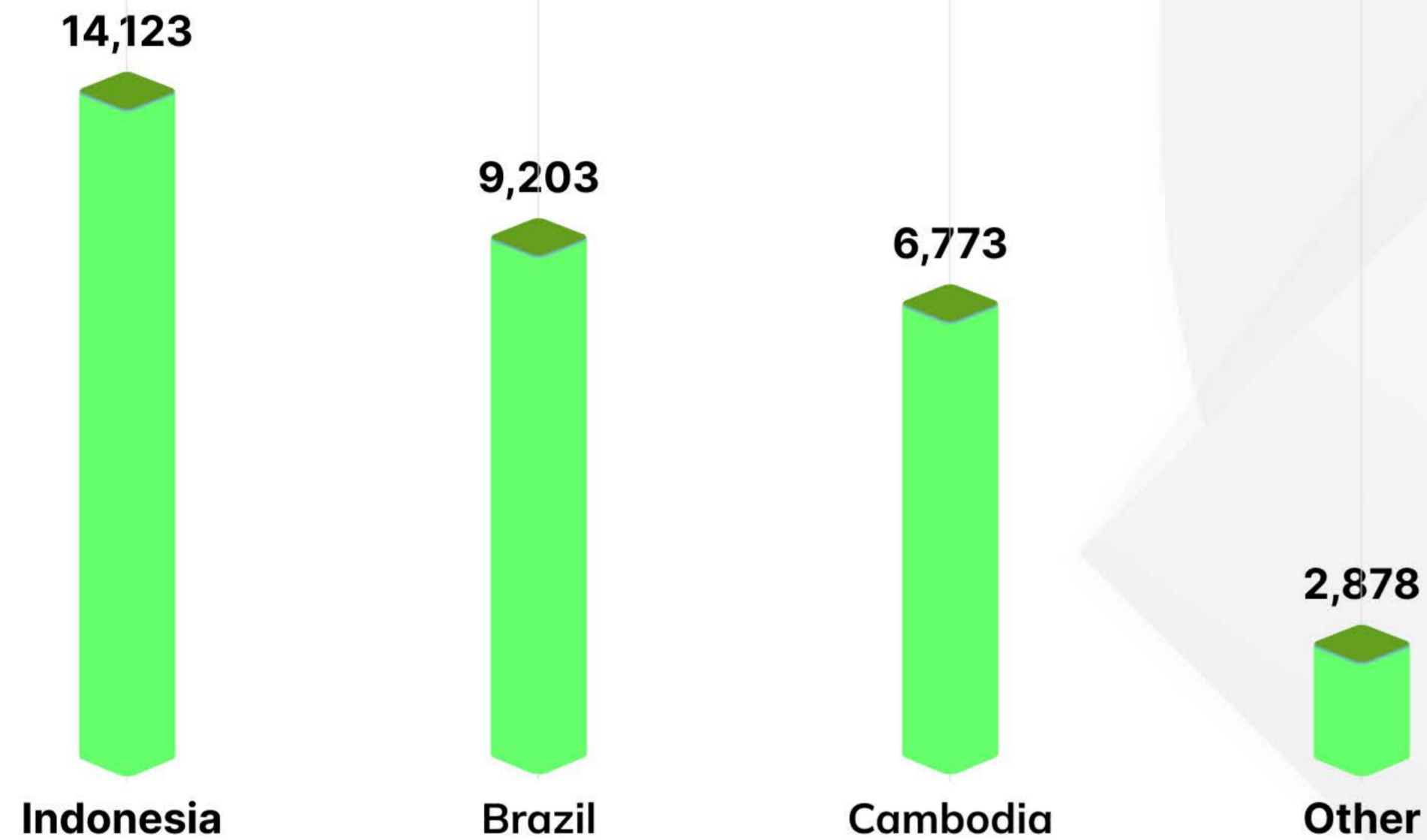
Brazil

355

Other

According to VPSA's preliminary statistics, in November 2024, Vietnam imported 4,381 tons, of which black pepper reached 3,522 tons, white pepper reached 859 tons, with a total import turnover of 24.0 million USD, compared to October, the import volume decreased by 9.1%.

# PEPPER IMPORTING IN 11 MONTHS 2024



Black pepper  
Import

**32,977** MT

By the end of November, Vietnam imported 32,977 tons of pepper, of which black pepper reached 28,978 tons, white pepper reached 3,999 tons, total import turnover reached 155.3 million USD, compared to the same period last year, import volume increased by 34.7%, turnover increased by 92.6%. Indonesia is the largest pepper supplier to Vietnam reaching 14,123 tons, accounting for 42.8% while imports from Brazil decreased by 39.9% reaching 9,203 tons.

# Currency

In the domestic market, at the beginning of the trading session on December 8, the State Bank announced the central exchange rate of the Vietnamese Dong against the USD increased by 4 VND per week, currently at 24,255 VND.

\* The reference exchange rate at the State Bank's transaction office for buying and selling remains unchanged, currently at: 23,400 VND – 25,450 VND.

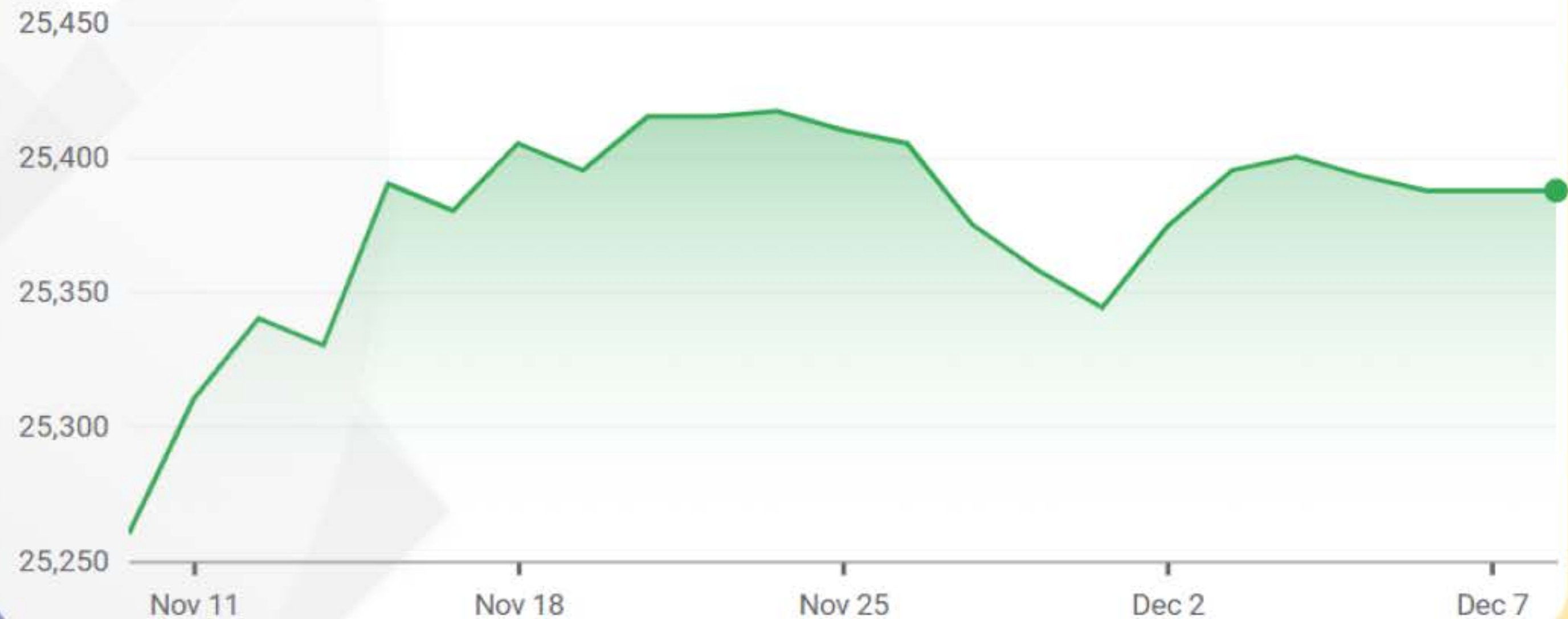
25,387.4764

↑ 0.50%

+127.4764 1M

Dec 8, 9:05:40 AM UTC · Disclaimer

1D 5D 1M 6M YTD 1Y 5Y MAX



# SHIPPING SITUATION

*Impact of ILA Strike and Tariff  
Concerns on Trans-Pacific  
Freight Rates*

## DREWRY'S WORLD CONTAINER INDEX **INCREASED 6%** TO \$3,533 PER 40FT CONTAINER THIS WEEK

Drewry World Container Index (WCI) - 05 Dec 24 (US\$/40ft)



Many shipments are being moved early to avoid the impact of the International Longshoremen's Association (ILA) port strike after January 15 and the prospect of higher tariffs next year, which has sent trans-Pacific freight rates soaring as early as December. Rates from Asia to the US West Coast have now surpassed the pre-Lunar New Year 2024 peak recorded in January, when the Red Sea crisis began. Some shipping lines are said to be applying significant GRIs surcharges in an attempt to push freight rates higher at the start of the month.



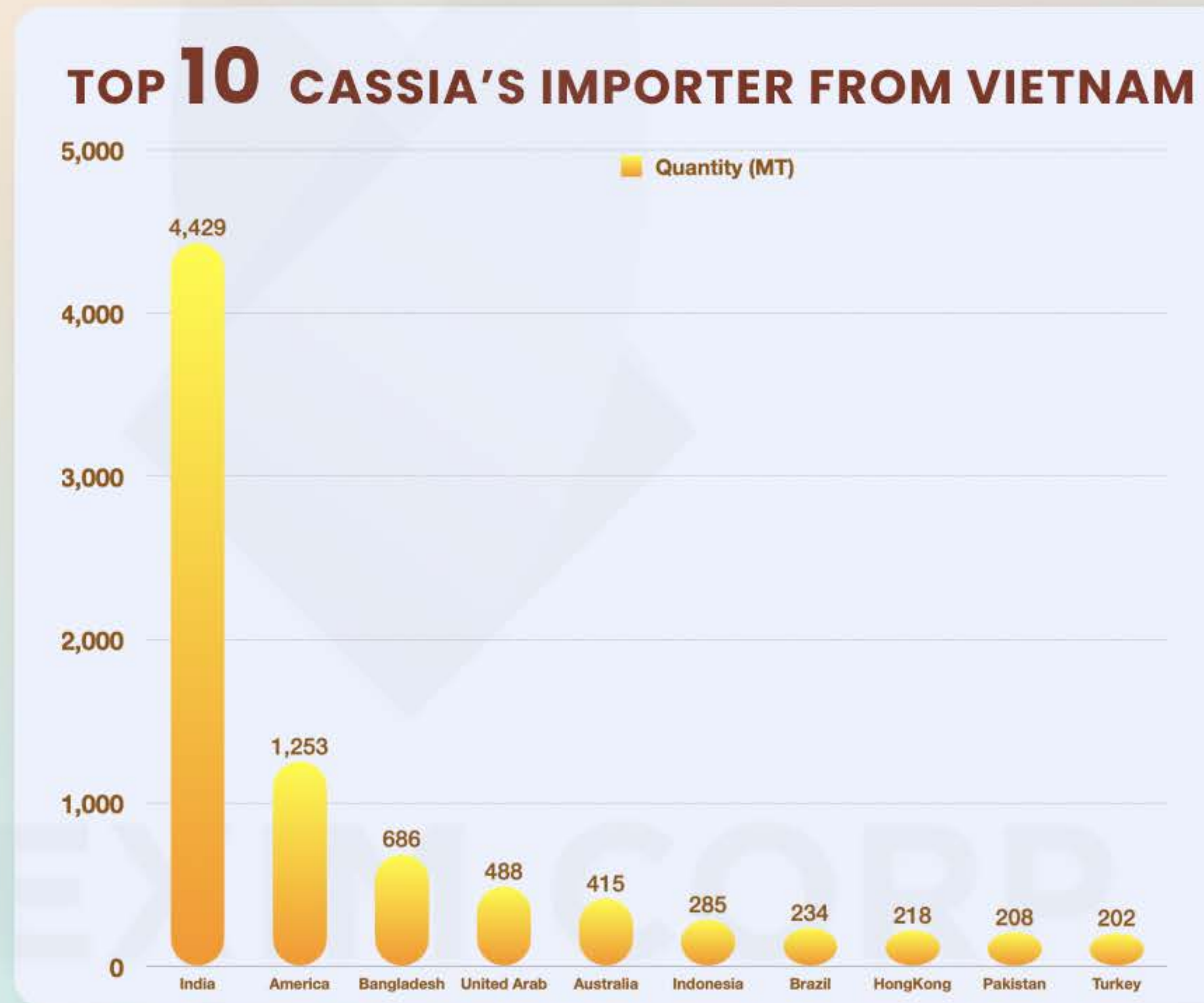
PTEXIM CORP

# VIETNAM CASSIA EXPORTING REPORT



# Cassia Exports Insight | November 2024

Preliminary statistics of VPSA, in November 2024, Vietnam exported 10,754 tons of Cassia, with a total export turnover of 28.8 million USD, an increase of 5.8% compared to October. India and the United States are the two main Cassia export markets of Vietnam, reaching 4,429 tons and 1,253 tons, accounting for 41.2% and 11.7% respectively.



**10,754<sup>MT</sup>**  
Export

**28.8** Mil \$  
Turnover

# Cassia Exports In 11 Months 2024 Insight



**90,270** MT  
Export



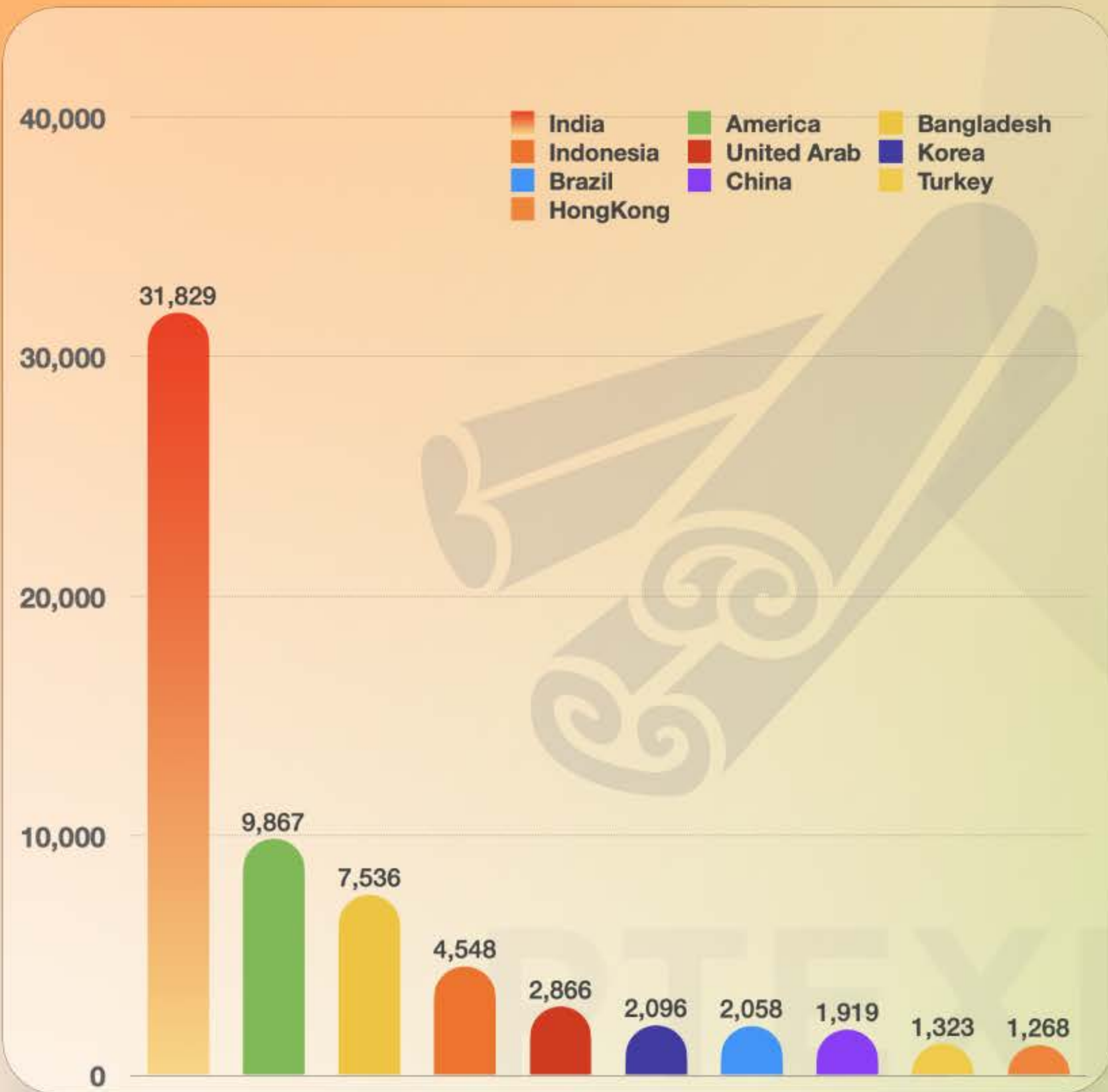
**249.2** Mil \$  
Turnover



**↑ 10.2%**  
Volume

Cumulatively from January 1 to November 30, 2024, Vietnam exported 90,270 tons of Cassia, with a total export turnover of 249.2 million USD, compared to the same period last year, the export volume increased by 10.2% and the export turnover increased by 3.9%. The main export markets of Vietnamese Cassia include: India: 31,829 tons, accounting for 35.3%; United States: 9,867 tons, accounting for 10.9% and Bangladesh: 7,536 tons, accounting for 8.3% market share.

# INSIGHT | CASSIA EXPORT 11 MONTHS 2024



No	Country	Quantity (MT)
1	India	31,829
2	America	9,867
3	Bangladesh	7,536
4	Indonesia	4,548
5	United Arab	2,866
6	Korea	2,096
7	Brazil	2,058
8	China	1,919
9	Turkey	1,323
10	HongKong	1,268
	Others	24,960
	<b>TOTAL</b>	<b>90,270</b>



# GUARANTEED LEAD



## CONTENT

We Can Offer Cassia Products According To European And American Standards With Guaranteed LEAD Content Of 1ppm And 2ppm. COUMARIN 2000ppm Or 3000ppm. Metal Powder As KFDA Standard.

*Please Contact For Further Demand For Cassia Stick / Cassia Split / Cassia Broken / Cassia Powder ...*



# OTHERS SPICES

CINNAMON (CASSIA) / TURMERIC / STAR ANISE / GINGER



## STAR ANISE

We can offer Star anise with premium quality and ensure European standards for Pesticide/ Anthraquinone/ PAH... etc.



## GINGER

The market **uptrend** and **very limited raw material** offer available. Please send us any request for Ginger Sliced/ Polished Ginger Finger/ Ginger Powder...



## TURMERIC

The market **uptrend** and **very limited raw material** offer available. Please contact for further demand for Turmeric Sliced/ Polished Turmeric Finger / Turmeric Powder ...

# ORGANIC



NO	ITEM	FOB (USD/MT)	EU MAINT PORT	NY/BAL
1	<b>Organic Steam Sterilized Pepper 550G/L</b>	\$9.533	\$9.776	\$9.733
2	<b>Organic Steam Sterilized Pepper 570G/L</b>	\$9.696	\$9.938	\$9.896
3	<b>Steam Sterilized White Pepper 630G/L</b>	\$13.523	\$13.766	\$13.723

6	<b>ORGANIC WHOLE CASSIA;</b>			\$3.517
7	<b>ORGANIC CASSIA SPLIT;</b>			\$3.172
8	<b>ORGANIC CASSIA BROKEN MACHINE CLEANED 3.5% VO;</b>			\$3.352
9	<b>ORGANIC CASSIA STICK ROLLED 90%;</b>			\$5.366
10	<b>ORGANIC CASSIA POWDER STEAM STERILIZED 3% VO;</b>			\$3.822



# WHOLE PEPPER

NO	☰ ITEM	FOB (USD/MT)	🇪🇺 EU MAINT PORT	🇺🇸 NY/BAL
1	<b>VBP 500 G/L FAQ</b>	\$6.257	\$6.500	\$6.457
2	<b>VBP 550 G/L FAQ</b>	\$6.699	\$6.942	\$6.899
3	<b>VBP 500 G/L Double Spiral Cleaned</b>	\$6.792	\$7.035	\$6.992
4	<b>VBP 550 G/L Double Spiral Cleaned</b>	\$6.915	\$7.158	\$7.115
5	<b>VBP 570 G/L Double ASTA</b>	\$7.039	\$7.281	\$7.239
6	<b>VBP 5MM Jumbo Size</b>	\$7.271	\$7.514	\$7.471
7	<b>White PEPPER 630 G/L DW</b>	\$9.629	\$9.872	\$9.829
8	<b>White PEPPER 630 G/L ASTA</b>	\$9.670	\$9.912	\$9.870

**STEAM**


**STERILIZED**

**PEPPER &**

**PESTICIDE**

**GUARANTEE**

**EU COMPLIANCE**

				
	ITEM	FOB (USD/MT)	EU MAINT PORT	NY/BAL
NO				
1	Steam Sterilized Pepper 500G/L	\$7.082	\$7.325	\$7.282
2	Steam Sterilized Pepper 550G/L	\$7.333	\$7.576	\$7.533
3	Steam Sterilized Pepper 570G/L	\$7.458	\$7.701	\$7.658
4	Steam Sterilized Pepper 5MM	\$7.585	\$7.828	\$7.785
5	Steam Sterilized White Pepper 630G/L	\$10.222	\$10.465	\$10.422

**STEAM STERILIZED PEPPER – EU COMPLIANCE**

6	Steam Sterilized Pepper 500G/L	\$7.262	\$7.505	\$7.462
7	Steam Sterilized Pepper 550G/L	\$7.513	\$7.756	\$7.713
8	Steam Sterilized Pepper 570G/L	\$7.638	\$7.881	\$7.838
9	Steam Sterilized Pepper 5MM	\$7.765	\$8.008	\$7.965
10	Steam Sterilized White Pepper 630G/L	\$10.402	\$10.645	\$10.602

# CASSIA ( CINNAMON) GUARANTEE LEAD & METAL POWDER



ITEM	FOB	NOTE
CASSIA POWDER 2.5% VO	2.535	2.5% VO
CASSIA POWDER 3% VO	2.947	3% VO
CASSIA BROKEN MACHINE CLEANED 2.5% VO	2.435	2.5% VO
CASSIA BROKEN MACHINE CLEANED 3% VO	2.682	3% VO

**10 ppm**  
METAL POWDER



# CASSIA ( CINNAMON) GUARANTEE COUMARIN

ITEM	FOB	NOTE
CASSIA POWDER 2.5% VO	2.376	2.5% VO
CASSIA POWDER 3% VO	2.747	3% VO
CASSIA BROKEN MACHINE CLEANED 2.5% VO	2.335	2.5% VO
CASSIA BROKEN MACHINE CLEANED 3% VO	2.582	3% VO

**1-2 ppm** LEAD CONTENT  
**2000-3000 ppm** COUMARIN CONTENT



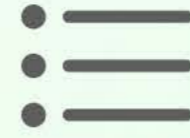
**EU & US STANDARDS**

# CASSIA (CINNAMON)



NO	ITEM	FOB	NOTE
1	WHOLE CASSIA;	\$2.853	>4% VO
2	CASSIA SPLIT;	\$2.513	>3.5% VO
3	CASSIA BROKEN MACHINE CLEANED 2% VO;	\$1.947	>2% VO
4	CASSIA BROKEN MACHINE CLEANED 2.5% VO;	\$2.235	>2.5% VO
5	CASSIA BROKEN MACHINE CLEANED 3% VO;	\$2.482	>3% VO
6	CASSIA BROKEN MACHINE CLEANED 3.5% VO;	\$2.688	>3.5% VO
7	CASSIA BROKEN MACHINE CLEANED 4% VO;	\$2.977	>4% VO
8	CASSIA STICK ROLLED 90%;	\$4.532	>4% VO
9	CASSIA LONG STICK	\$4.326	>4% VO
10	CASSIA POWDER 1 - 1.5% VO;	\$1.535	1-1.5% VO
11	CASSIA POWDER 2% VO;	\$2.070	2% VO
12	CASSIA POWDER 2.5% VO;	\$2.276	2.5% VO
13	CASSIA POWDER 3% VO;	\$2.647	3% VO

# CASSIA (CINNAMON) & STAR ANISE



NO	ITEM	FOB	NOTE
1	CASSIA POWDER STEAM STERILIZED 2.5% VO;	\$2.825	2.5% VO
2	CASSIA POWDER STEAM STERILIZED 3% VO;	\$3.233	3% VO
3	CASSIA BROKEN STEAM STERILIZED 2.5% VO;	\$2.935	2.5% VO
4	CASSIA BROKEN STEAM STERILIZED 3% VO;	\$3.154	3% VO



## STAR ANISE



NO	ITEM	FOB	NOTE
1	STAR ANISE SPRING CROP	\$6.829	2.0cm, 80% up
2	STAR ANISE AUTUMN CROP;	\$7.241	2.5cm, 80% up
3	STAR ANISE SUNDRIED EU COMPLIANCE;	\$7.541	2.5cm, 80% up

# TURMERIC GINGER



## TURMERIC

NO	☰ ITEM	🏛️ FOB
1	TURMERIC FINGER;	\$2.081
2	POLISHED TURMERIC FINGER;	\$2.163
3	TURMERIC POWDER;	\$1.833
4	TURMERIC SLICE SUN DRIED;	\$1.627
5	WASHED TURMERIC SLICE SUN DRIED;	\$1.833
6	TURMERIC SLICE MACHINE DRIED;	\$2.287

## GINGER

NO	☰ ITEM	🏛️ FOB
1	GINGER POWDER	\$3.193
2	GINGER SLICED	\$3.811
3	POLISHED GINGER FINGER	\$3.399

# PEPPER POWDER PESTICIDE GUARANTEE



## GROUND STEAM STERILIZED BLACK PEPPER

NO	ITEM	FOB
1	- Half Cracked HTST black peppe 6 -> 8#;	\$8.699
2	- Granulate HTST black pepper 8 -> 12#;	\$8.548
4	- Table HTST black pepper 18 -> 28# ;	\$8.321
5	- Fine HTST black pepper 30 -> 34# ;	\$8.321
6	- Ground HTST black pepper 40 -> 100# ;	\$7.943

## GROUND STEAM STERILIZED WHITE PEPPER

6	Ground HTST white pepper 40 > 100# ;	\$11.120
---	--------------------------------------	----------



# OTHER HERBS & SPICES



NO	ITEM	PTEXIM OFFER (\$/MT)
1	EU IPM Whole Chili With Stem- 5531	\$2,525
2	Non IPM Whole Chili With Stem -5531	\$2,150
3	Non IPM Whole Chili With Stem -334	\$2,305
4	Non IPM Whole Chili With Stem -Teja	\$2,715
5	Non IPM Whole Chili With Stem -KDL	\$3,675
6	Non IPM Whole Chili With Stem -2043	\$2,855
7	EU IPM Whole Turmeric Single Polish Cu 3.25%	\$2,405
8	IPM ground Turmeric 2% (Conventional)	\$2,005
9	IPM ground Turmeric Min 2.5%	\$2,145
10	Conventional Celery seeds 99.5% cleaned	\$2,265
11	EU Compliant Russian Coriander 98% cleaned	\$1,455
12	EU IPM Indian Coriander 99.5% sortex - Badami	\$1,695
13	EU IPM Indian Coriander 99.5% sortex - Eeale+	\$1,845
14	EU IPM Indian Coriander 99.5% sortex - Scooter	\$1,985
15	EU IPM Indian Cumin 99.5% sortex - PA and PR as per EU	\$4,745
16	EU IPM Indian Cumin 99.5% sortex - Only PR as per EU	\$4,605
17	Whole Green Cardamom 6-7mm	\$42,550
18	Whole Green Cardamom 7-8mm	\$44,175
19	Whole Green Cardamom 8 mm & Above	\$46,555

# November Week 49 Pepper's Market Report

[www.ptexim.com.vn](http://www.ptexim.com.vn)

Please do not hesitate to send me if you have any further request.



**Hien, Nguyen Vu**  
**CEO** at PTEXIM Corp

[spices@ptexim.com.vn](mailto:spices@ptexim.com.vn)

+84 90 22222 95

43, Str. 17, An Phu Ward, Thu Duc City, Ho Chi Minh City, Vietnam

## PTEXIM CERTIFICATE



## PTEXIM FACTORY



**1. WHOLE SPICES FACTORY** (Daklak Province, VN)



**2. FOOD FACTORY** (Ba Ria Vung Tau Province, VN)



**3. CASSIA & STAR ANISE FACTORY** (Yen Bai Province, VN)