

Through collection data and **CROP SURVEY** of **Vietnam pepper situation** in the year **2020** during last 2 weeks. We would like to send you a brief overview of the global pepper market as this file and we hope it will add insight and supporting some data to you analyse pepper market and doing pepper business more and more better. We - **PTEXIM** has the honor to introduce pepper market worldwide at a glance, especially **Vietnam pepper market** and **exclusiveness** information. (This data is for reference only and national crop data may change rapidly). Sincerely Yours!



Being a professional in the field of providing clean products for the health of consumers compliance international standards



Top 15 Pepper Processors and Exporter from Vietnam *



PTEXIM CORP




Top 10 Cassia Exporters*

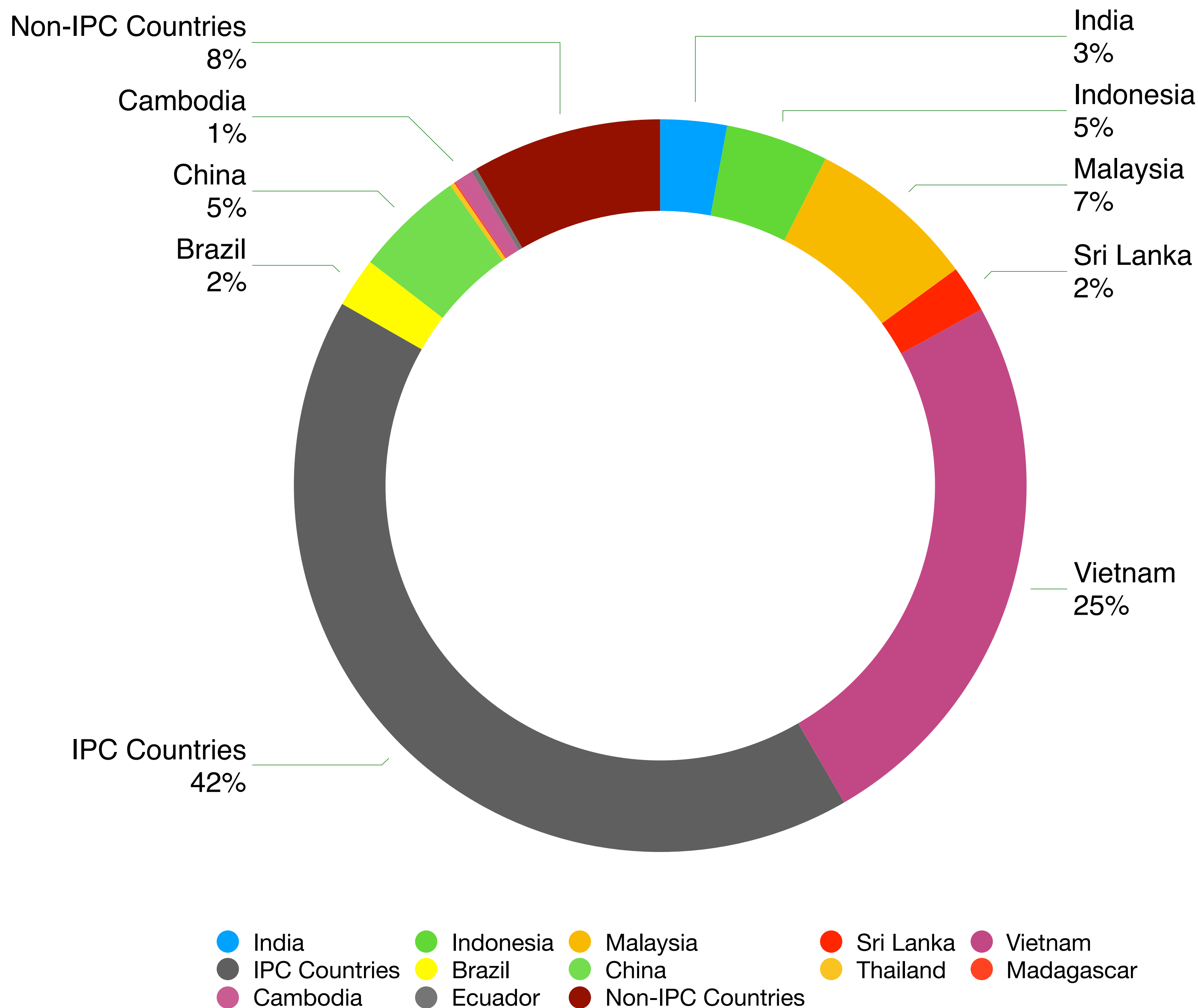


PROCESSOR AND EXPORTER; Pepper/ Cassia/Star Anise/ Turmeric/Tapioca Starch...

* Customs data and Vietnam Pepper Association



PEPPER'S STOCK CARRY OVER WORLDWIDE 2019



*ACCORDING IPC LATEST DATA (MT)

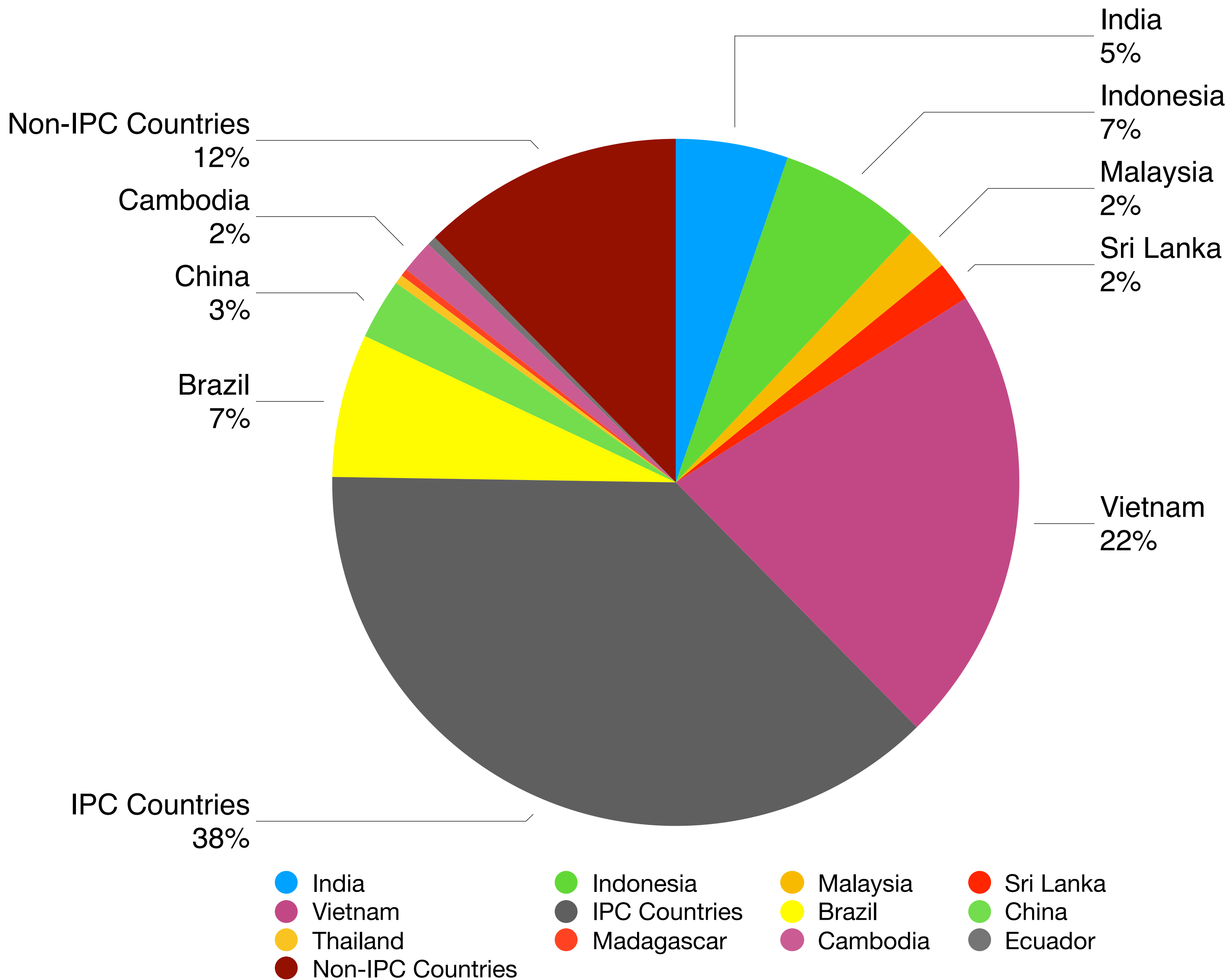
COUNTRY	Stk Carry forward
India	10,856
Indonesia	16,772
Malaysia	27,778
Sri Lanka	7,672
Vietnam	91,272
IPC Countries	154,350
Brazil	8,126
China	17,912
Thailand	755
Madagascar	252
Cambodia	3,088
Ecuador	901
Non-IPC Countries	31,034

As seen from IPC research database table and chart Vietnam (25% of total) and and IPC countries (42% of total) are big countries which have almost stock carry over of the world.



PEPPER'S PRODUCTION WORLDWIDE 2020

As seen from IPC reseach database table and chart Vietnam (22% of total) is top-notch pepper's producer and IPC countries (38% of total) are big group countries which is main countries producing pepper so far.



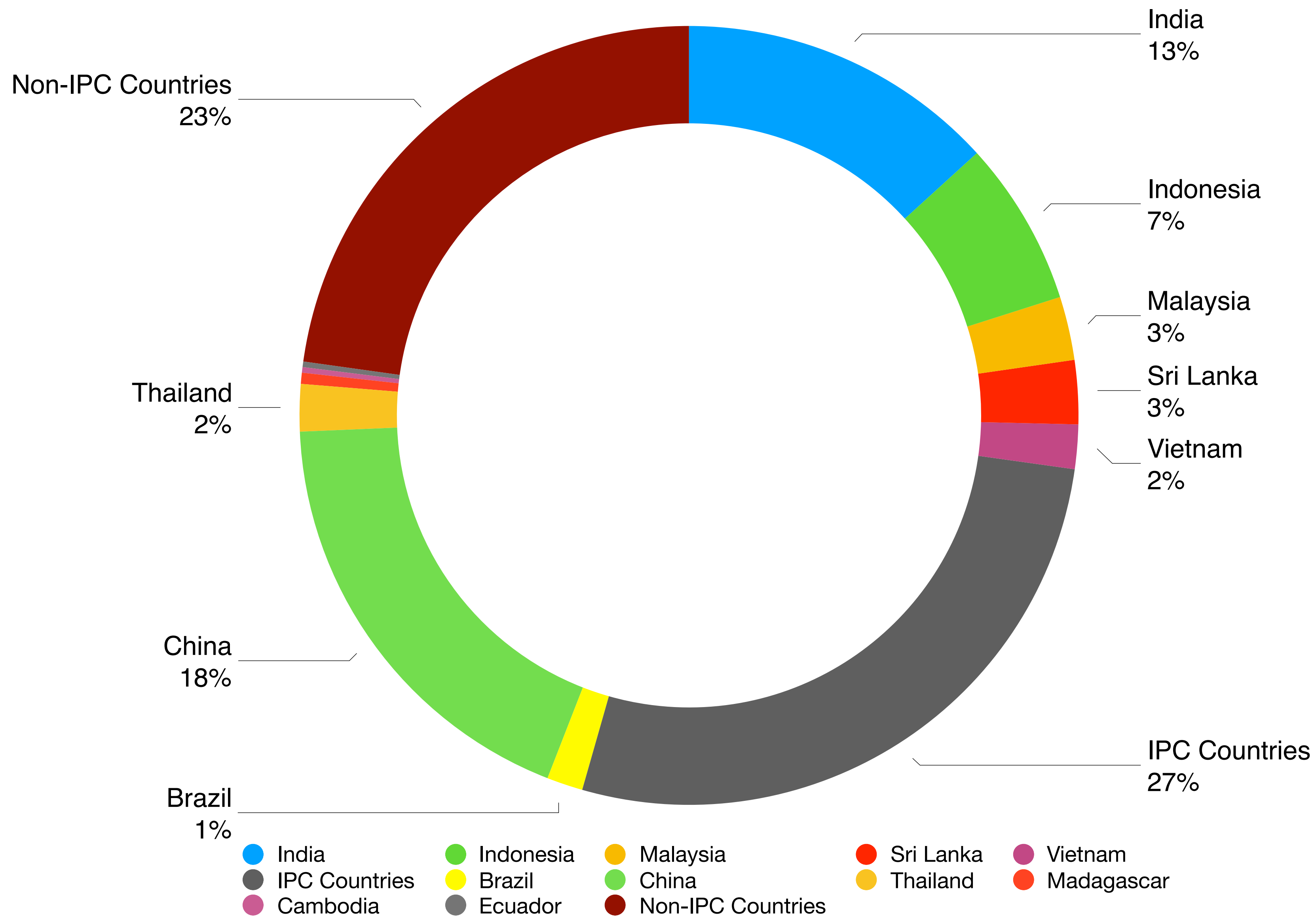
*ACCORDING IPC LATEST DATA (MT)

COUNTRY	Production
India	61,000
Indonesia	78,000
Malaysia	24,000
Sri Lanka	21,800
Vietnam	250,000
IPC Countries	434,800
Brazil	78,000
China	33,000
Thailand	5,000
Madagascar	4,000
Cambodia	18,000
Ecuador	5,000
Non-IPC Countries	143,000



PEPPER'S DOMESTIC CONSUMPTION WORLDWIDE 2020

As seen from IPC reseach database table and chart China (18% of total) is top-notch pepper's demand since China is biggest country with over 1.4 billion consumers. and IPC countries (27% of total). Yearly consumption worldwide estimating increasing 6 - 8%.



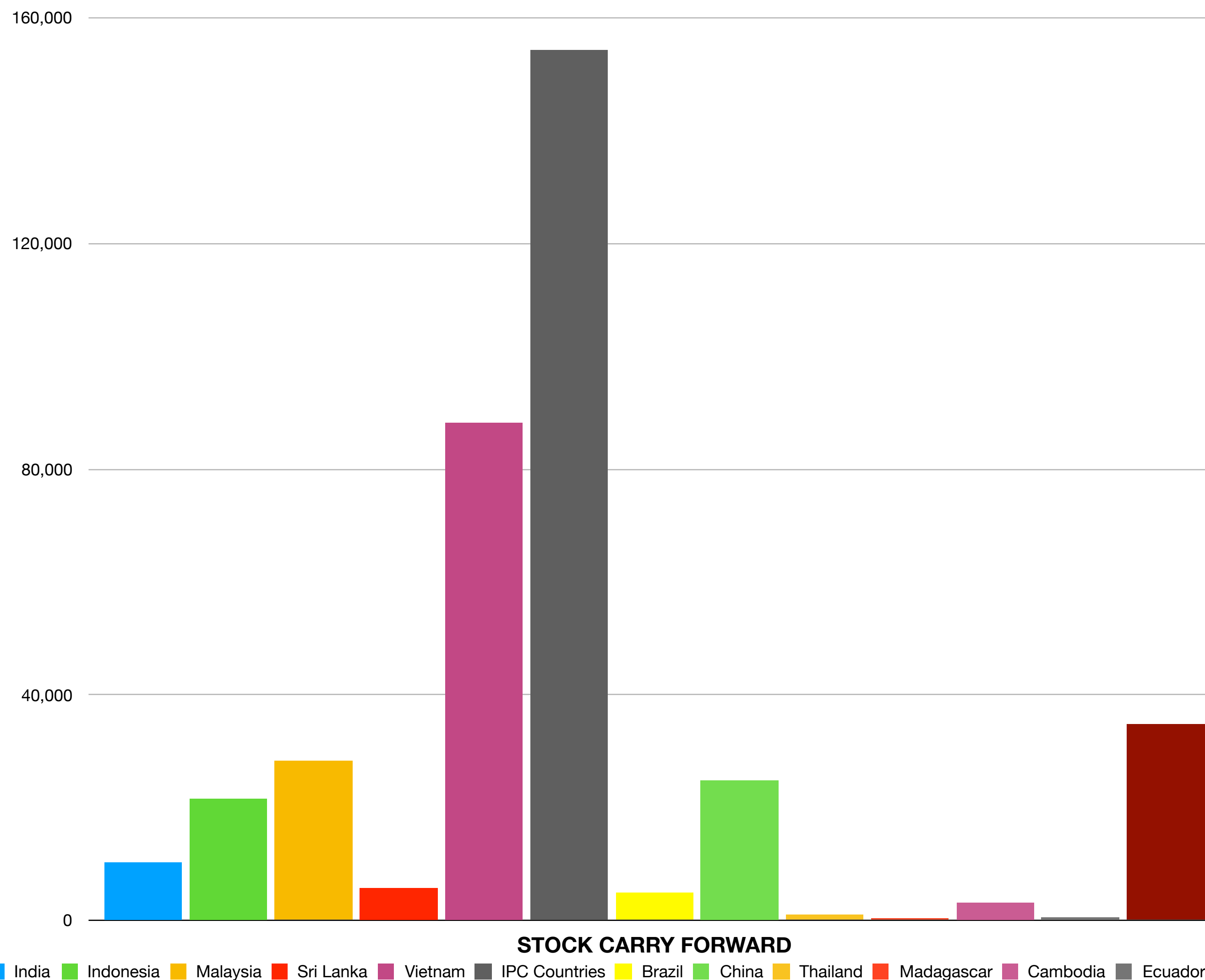
*ACCORDING IPC LATEST DATA (MT)

COUNTRY	Dom Cons
India	57,500
Indonesia	29,750
Malaysia	11,450
Sri Lanka	11,505
Vietnam	8,000
IPC Countries	118,205
Brazil	6,500
China	80,000
Thailand	8,500
Madagascar	2,000
Cambodia	1,000
Ecuador	1,000
Non-IPC Countries	99,000



PEPPER'S STOCK CARRY FORWARD WORLDWIDE 2020

Vietnam with over 80000 MT is largest stock carry forward since Vietnam is biggest pepper's producer as seen charts previously. Indian Malaysia China have stock carry forward equally - about 25000 MT although those countries have different demand and consumers area growing as well.



*ACCORDING IPC LATEST DATA (MT)

COUNTRY	Stk Carry forward
India	10,356
Indonesia	21,601
Malaysia	28,328
Sri Lanka	5,817
Vietnam	88,272
IPC Countries	154,374
Brazil	4,926
China	24,912
Thailand	1,055
Madagascar	252
Cambodia	3,088
Ecuador	601
Non-IPC Countries	34,834

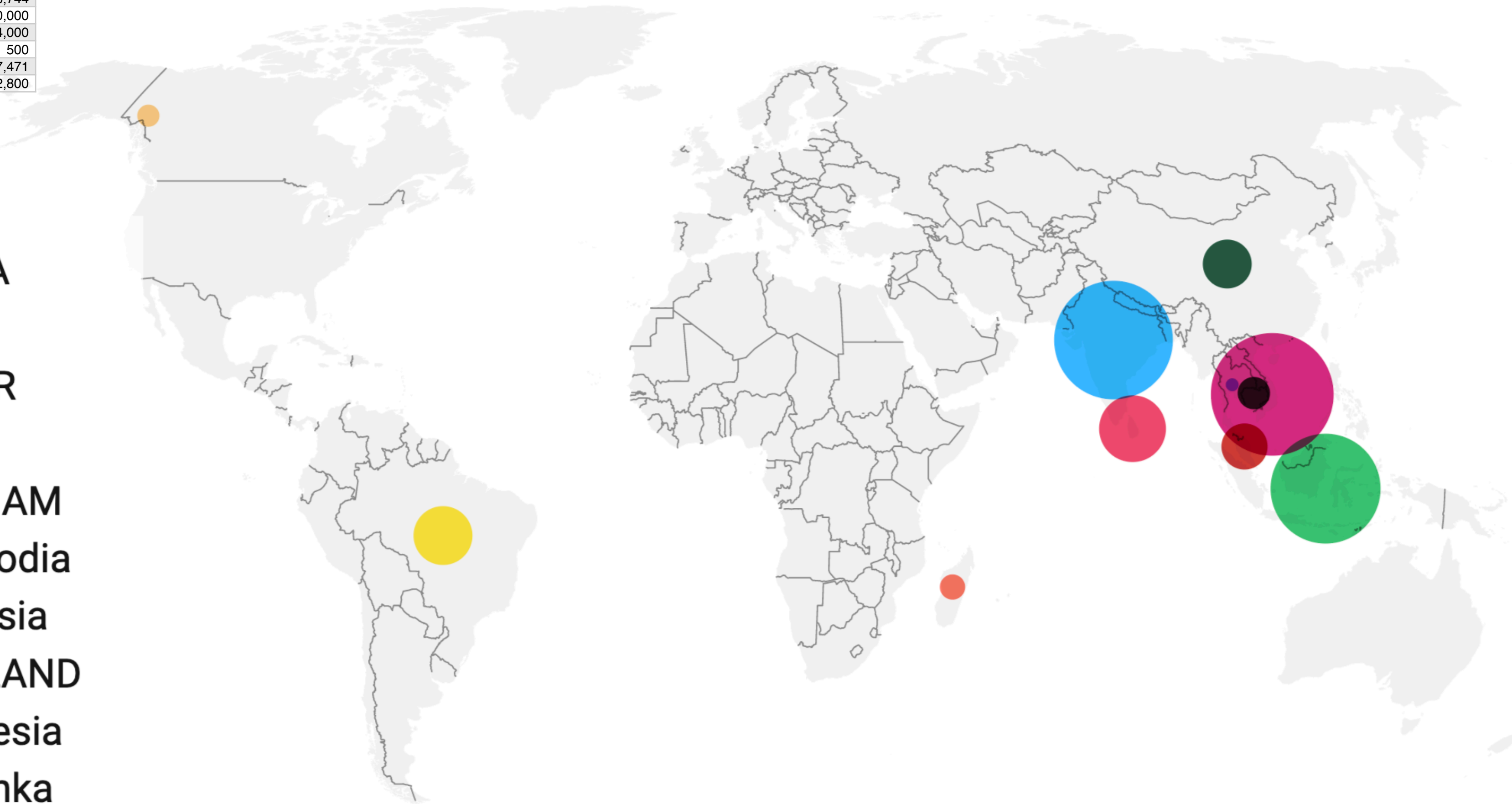


PEPPER'S GROWING AREA (HECTARES)

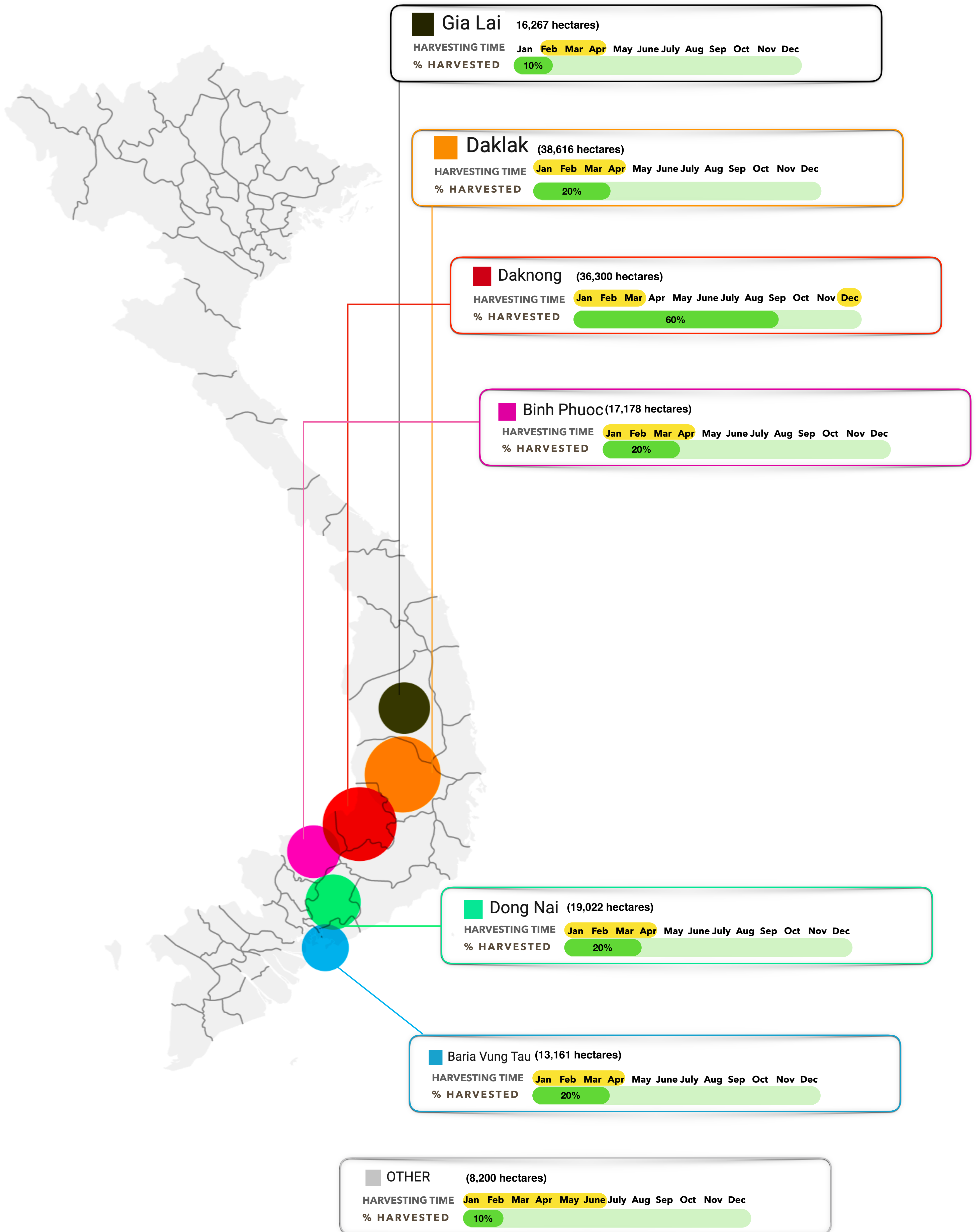
*ACCORDING IPC LATEST DATA DECEMBER-2019 (HECTARES)

As seen from MAP chart Vietnam India Indonesia are countries which have top growing area equally - about over 100000 hectares. Although China uses pepper at top of the World and large country this country has small growing pepper area just 20000 hectares.

COUNTRY	AREA (HECTARES)
Brazil	30,503
India	138,566
Indonesia	117,900
Malaysia	17,437
Sri Lanka	40,241
VIETNAM	148,744
CHINA	20,000
Madagascar	4,000
THAILAND	500
Cambodia	7,471
OTHER	2,800




VIETNAM PEPPER PRODUCTION AREA & HARVESTING TIME 2020





PTEXIM CORP focusing sustainable program with farmer and co-operative. We can supply Pepper/ Star Anise/Cassia... **EU/KFDA/FDA** compliance around 1.500 - 2.000MTs per year




PTEXIM CORP is implementing Organic pepper project with cooperatives in Ba Ria Vung Tau & Dak Nong provinces. During 2020 Ptexim will supply Organic pepper products to domestic and international markets



The **largest FOOD FACTORY** in **Ba Ria Vung Tau** province is going to launch next **3 Months** that focusing for Steam Sterilized Product and apply BRC/SEDEX certification. Considering **Rain Forest Alliance** project



DEVELOPING two brands for domestic Market know as **Sun Spice** and **Viet Spice**  belong to **PTEMXIM CORP** and developing a network to supply spices product.



Wish you have a great day.
Thank You & Warm Regards!

Hien, Nguyen Vu
Vice General Director



A: 43 Street 17, Quarter 5, An Phu Ward, District 2, HCMC, VN
M: +84 902 222 295
E: spices@ptexim.com.vn

PTEXIM CERTIFICATE



APPLYING IN 2020



PTEXIM FACTORY

- 1. WHOLE SPICES FACTORY** (Hoa Khanh Village, Buon Ma Thuot City, Daklak Province, VN)
- 2. FOOD FACTORY** (Ngai Giao Town, Chau Duc District, Ba Ria Vung Tau Province, VN)

www.ptexim.com.vn



The content of this email is confidential and intended for the recipient specified in message only. It is strictly forbidden to share any part of this message with any third party, without a written consent of the sender. If you received this message by mistake, please reply to this message and follow with its deletion, so that we can ensure such a mistake does not occur in the future.