



PTEXIM MONTHLY REPORT



PTEXIM ANALYSIS



Have a great new week ahead!

We would like to send you a quick news on pepper market developments in the **WEEK 50** of 2021 as well as detailed data of Vietnam pepper **11 months** of the year.

In addition, we would like to send you an updated price list of Pepper / Cinnamon / Anise / Turmeric...

We look forward to hearing from you.

Sincerely Thank you!

11 MONTHS


PTEXIM ANALYSIS


REPORT
MONTHLY

PTEXIM CORPORATION

 **Ptexim Corp can currently produce and process Steam Sterilize many different products such as :**

 **Ptexim Corp can Steam Sterilize products such as:**

 **Besides, we can produce ground cassia, broken cassia and guarantee Coumarin content according to European regulations.**



GRAIN



POWDER



BROKEN PIECE



**WHOLE
PEPPER**



**GROUND
PEPPER**



**PINHEAD STEAM
STERILIZED**



**LIGHT BERRIES
STEAM STERILIZED**



**GROUND
CASSIA**



**BROKEN
CASSIA**













**GUARANTEE
COUMARIN**

INSIGHT OF EXPORTING PEPPER VIETNAM IN NOVEMBER

According to the Vietnam Customs, in November, Vietnam exported 16,380 tons, with a turnover of 75.9 million USD. Compared to the previous month, the export volume decreased by 2.3%, the turnover increased by 4.5% and compared to November 2020, the export volume decreased by 28.3%, the turnover increased by 26.1%.

TOP 10 VIETNAM'S PEPPER EXPORTING MARKET NOVEMBER 2021

No	Country	Quantity (MT)	Value (USD)
1	 America	4,663	\$ 21,806,160
2	 Netherlands	1,192	\$ 6,062,952
3	 Germany	918	\$ 4,516,739
4	 United Arab Emirates	559	\$ 2,335,309
5	 Thailand	551	\$ 3,046,242
6	 Philippine	500	\$ 1,874,710
7	 Australia	485	\$ 2,235,013
8	 Egypt	471	\$ 2,147,011
9	 Spain	469	\$ 2,543,293
10	 England	463	\$ 2,275,805
	Others	6,109	\$ 27,089,796
	<u>TOTAL</u>	16,380	\$ 75,933,030

EXPORTED



16,380^{MT}

TURNOVER



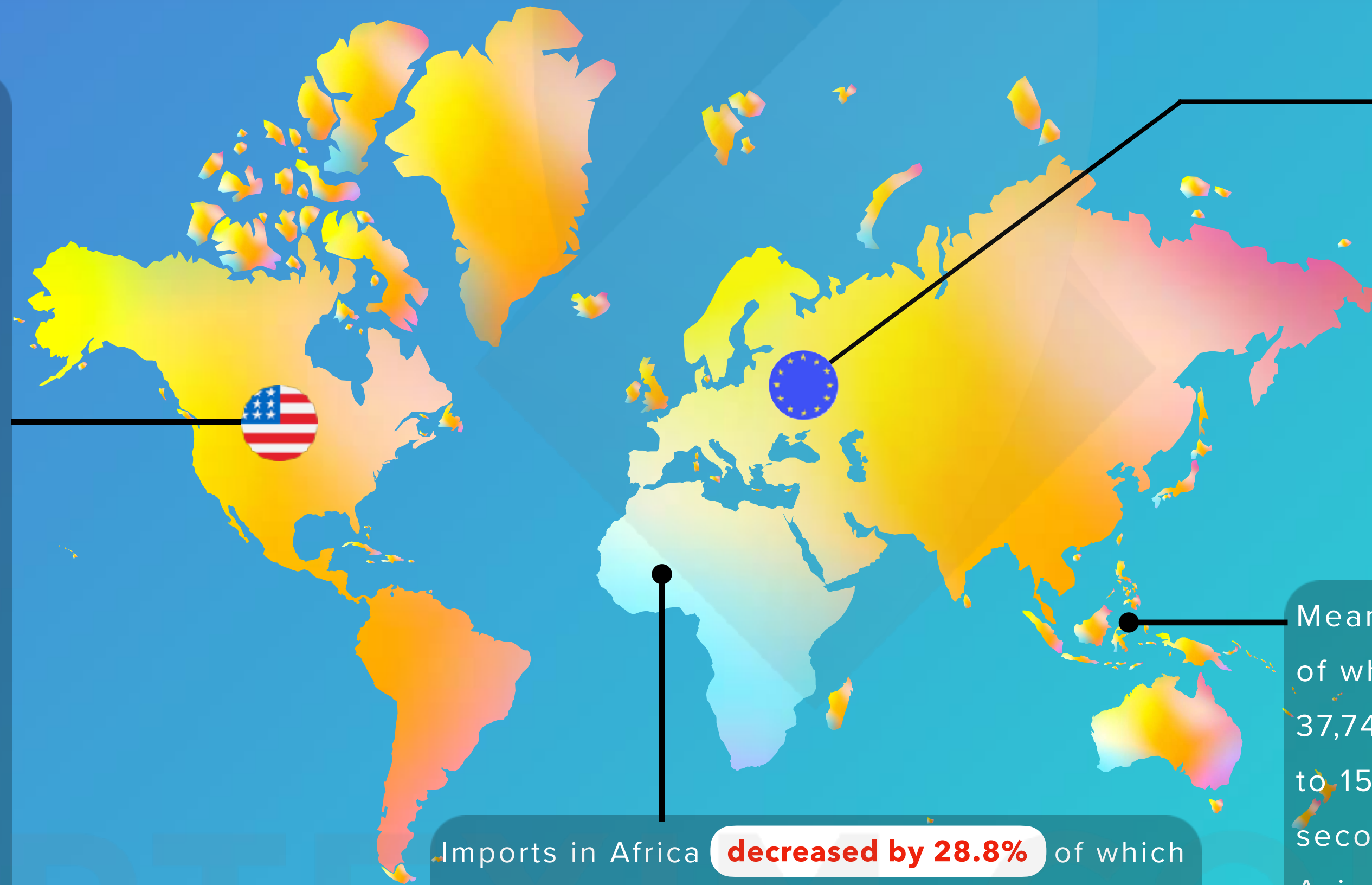
75.9^{\$}
Million

EXPORTING PEPPER FROM JANUARY TO NOVEMBER 2021

Progressively from the beginning of the year to the end of November 2021, Vietnam exported 245,975 tons with a turnover of 867.2 million USD, compared to the same period in 2020 the export volume decreased by 7% but the export turnover increased by 43.8%.

Imports of the Americas

increased by 9.3%, of which the US continued to be the largest importer of Vietnam's pepper with 55,602 tons, up 9.6% over the same period. Exports also increased in Canada, El Salvador, Dominica, Guatemala, Venezuela,... and decreased in Mexico, Chile, and Jamaica.



In the European region, imports

increased by 4,9%, led by the German market: 11,228 tons, up 9.5%; Netherlands 9,356 tons, up 34%; UK: 5,506 tons, up 9.3%, France: 5,018 tons, up 30.1%... Imports decreased in Russia, Ireland, Poland, Ukraine, Israel,,....









Meanwhile, in Asia, imports **decreased by 14.5%**

, of which China's imports decreased by 27.3% to 37,746 tons. Saudi imports increased by 26.2% to 15,169 tons and continued to be Vietnam's second largest pepper import market in Asia. India's imports reached 11,754 tons, down 1.5%; Pakistan: 10,016 tons, up 5.2%; ... Import markets decreased: Philippines, Thailand, Saudi Arabia, Japan, Myanmar...

Imports in Africa **decreased by 28.8%** of which Egypt decreased by 31.7% to reach 5,708 tons. Imports also decreased in South Africa, Senegal, Gambia, Mauritania, Tunisia, Sudan, etc.

INSIGHT OF EXPORTING PEPPER VIETNAM FROM JANUARY TO NOVEMBER

TOP 10 VIETNAM'S PEPPER EXPORTING MARKET FROM **JAN TO NOV** 2021

No	Country	Quantity (MT)
1	 America	55,602
2	 China	37,746
3	 United Arab Emirates	15,169
4	 India	11,754
5	 Germany	11,228
6	 Pakistan	10,016
7	 Netherlands	9,356
8	 Philippine	5,871
9	 Korea	5,748
10	 Egypt	5,708
	Others	77,777
	<u>TOTAL</u>	245,975

EXPORTED



MT

245,975

TURNOVER

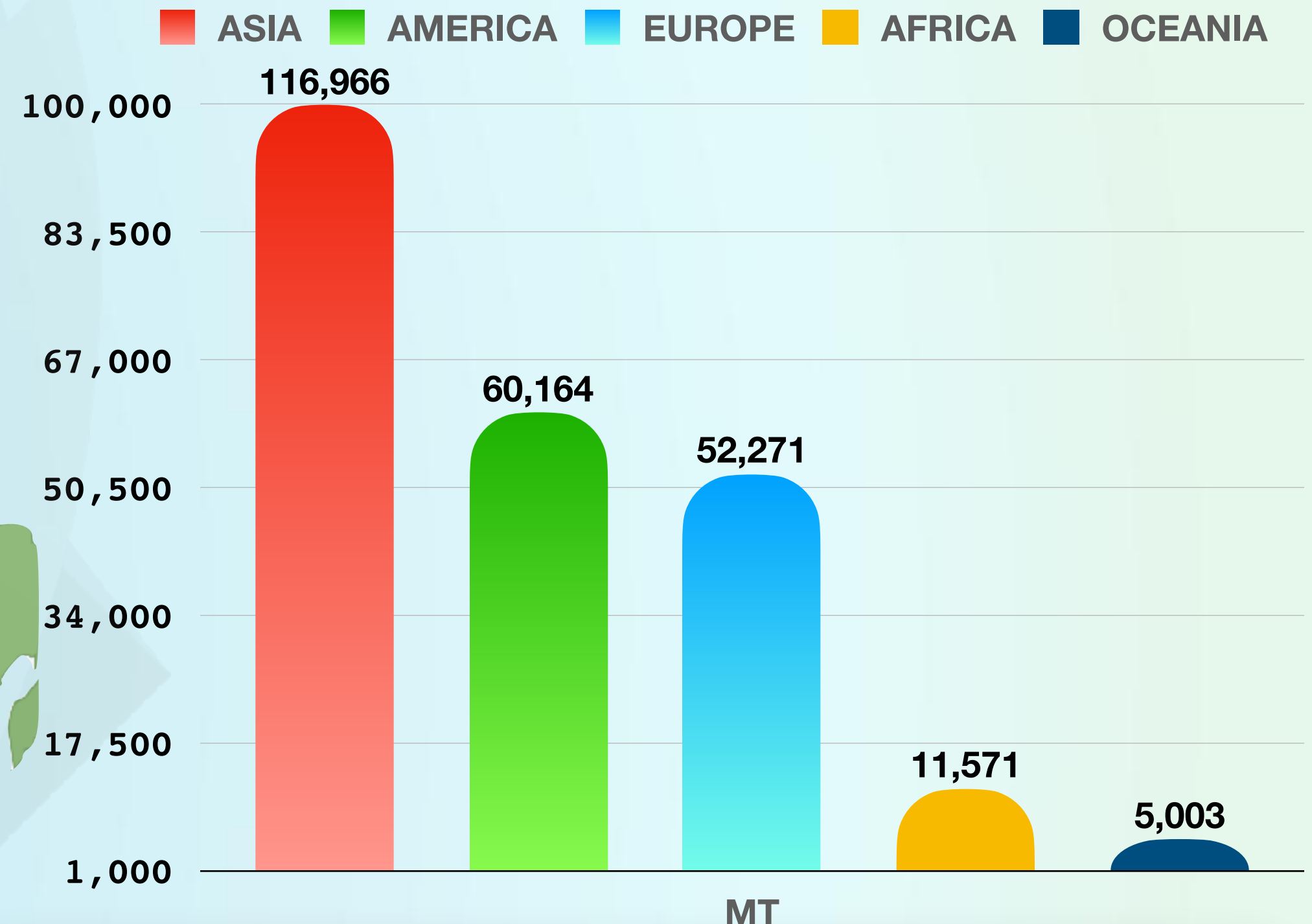
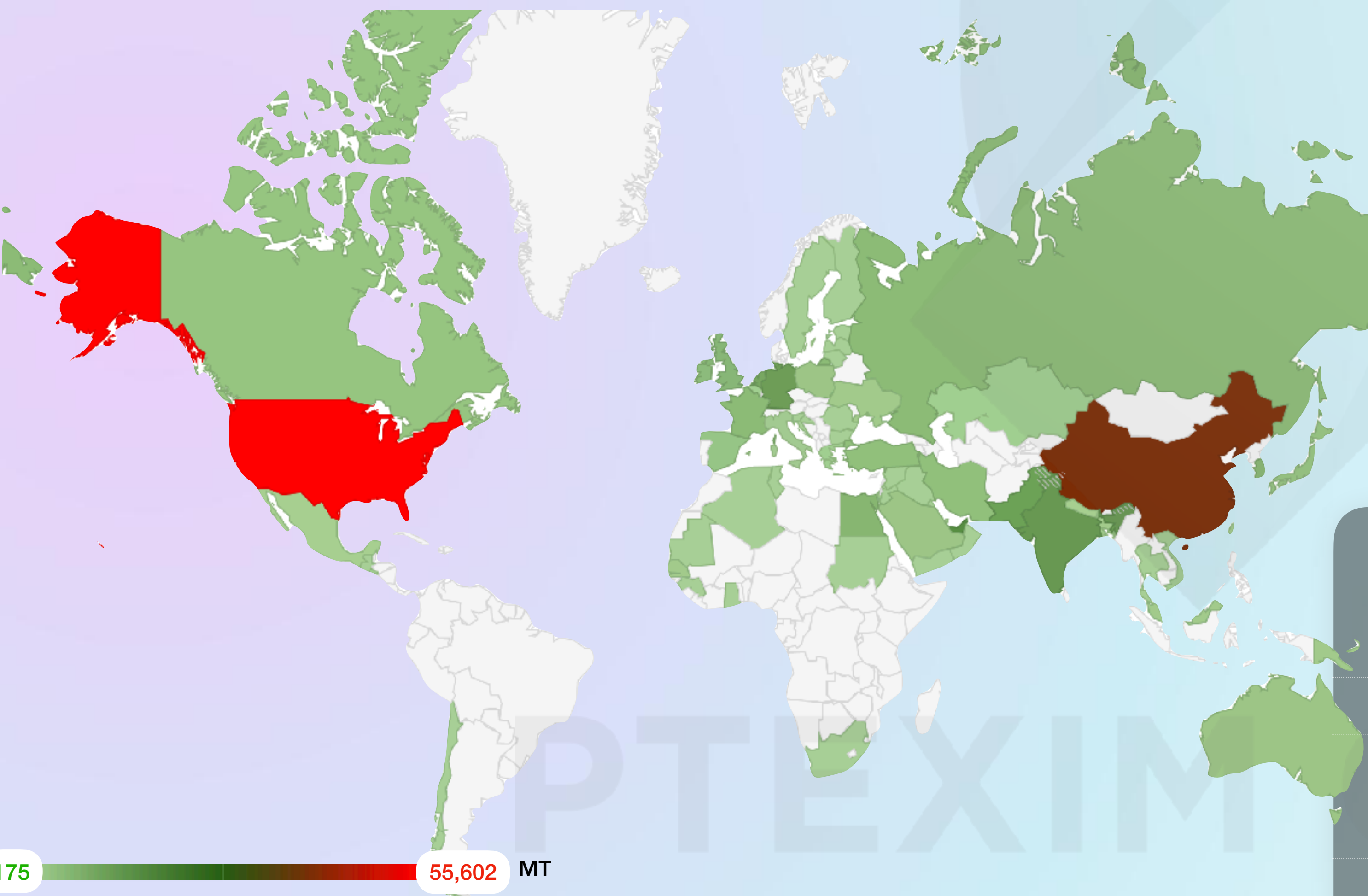


\$

867.2
Million

COUNTRIES IMPORT VIETNAM PEPPER

CONTINENT IMPORT VIETNAM PEPPER FIRST 11 MONTHS 2021 PERIOD



No	Countries	FIRST 11 MONTHS 2019	FIRST 11 MONTHS 2020	FIRST 11 MONTHS 2021
1	AFRICA	13,717	16,034	11,571
2	AMERICA	49,732	54,691	60,164
3	ASIA	148,534	134,041	116,966
4	OCEANIA	3,545	4,550	5,003
5	EUROPE	47,847	48,833	52,271
TOTAL		263,375	258,149	245,975

TOP 10 🇪🇺 EUROPE COUNTRIES IMPORT VIETNAM PEPPER

BELLOW CHART SHOWS TOP 10 🇪🇺 EUROPE COUNTRIES IMPORTED PEPPER FROM VIETNAM **11 MONTHS 2021**

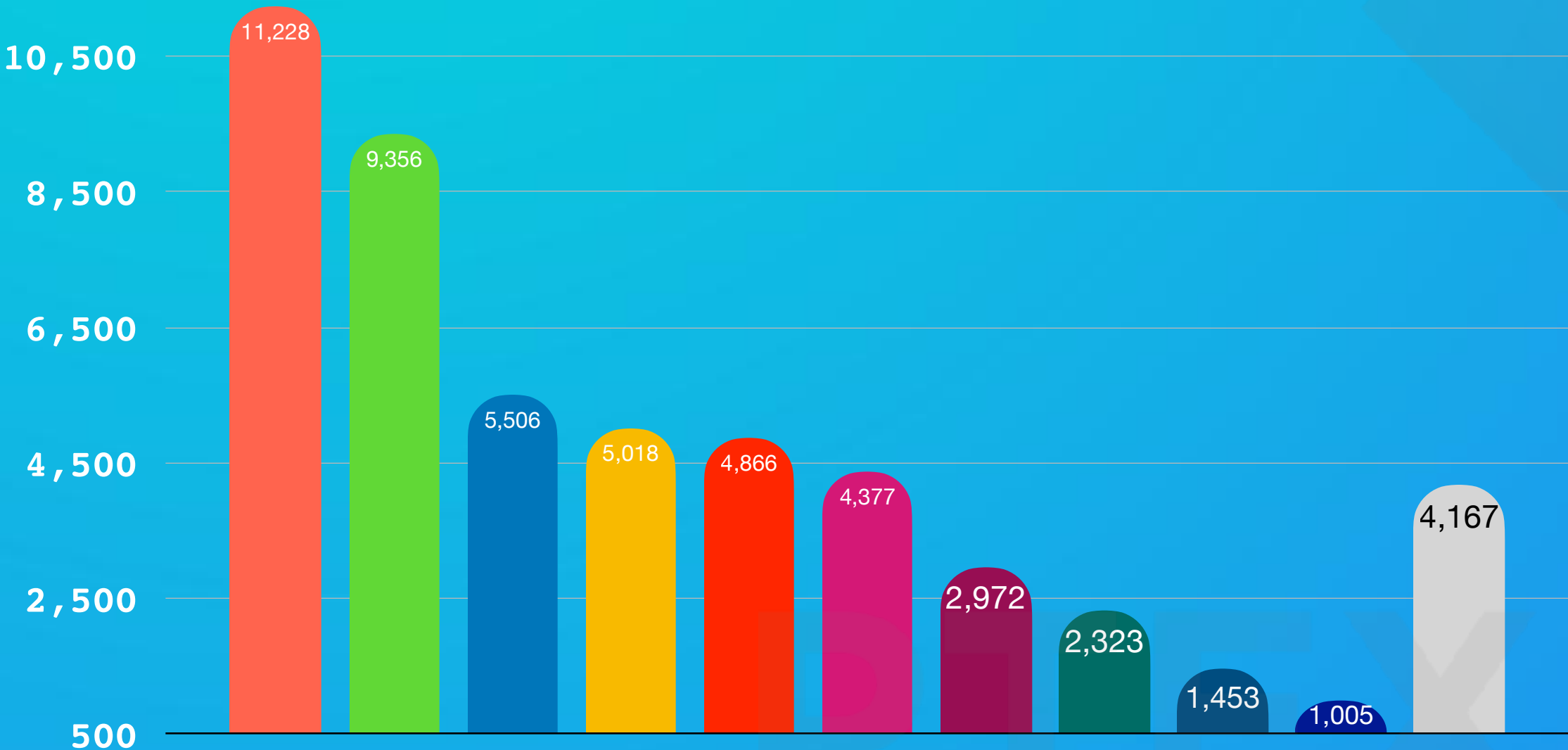
In the European region, imports increased by 6.58%, led by the German market: 11,228 tons, up 9.5%; Netherlands 9,356 tons, up 34%; UK: 5,506 tons, up 9.3%, France: 5,018 tons, up 30.1%... Imports decreased in Russia, Ireland, Poland, Ukraine, Israel....



52,274 MT

PEPPER

imported from Vietnam of 11 months 2021



- Germany
- Netherlands
- England
- France
- Russia
- Ireland
- Spain
- Poland
- Ukraine
- Italy
- Others

CHANGE

3,438



% CHANGE

4.90%



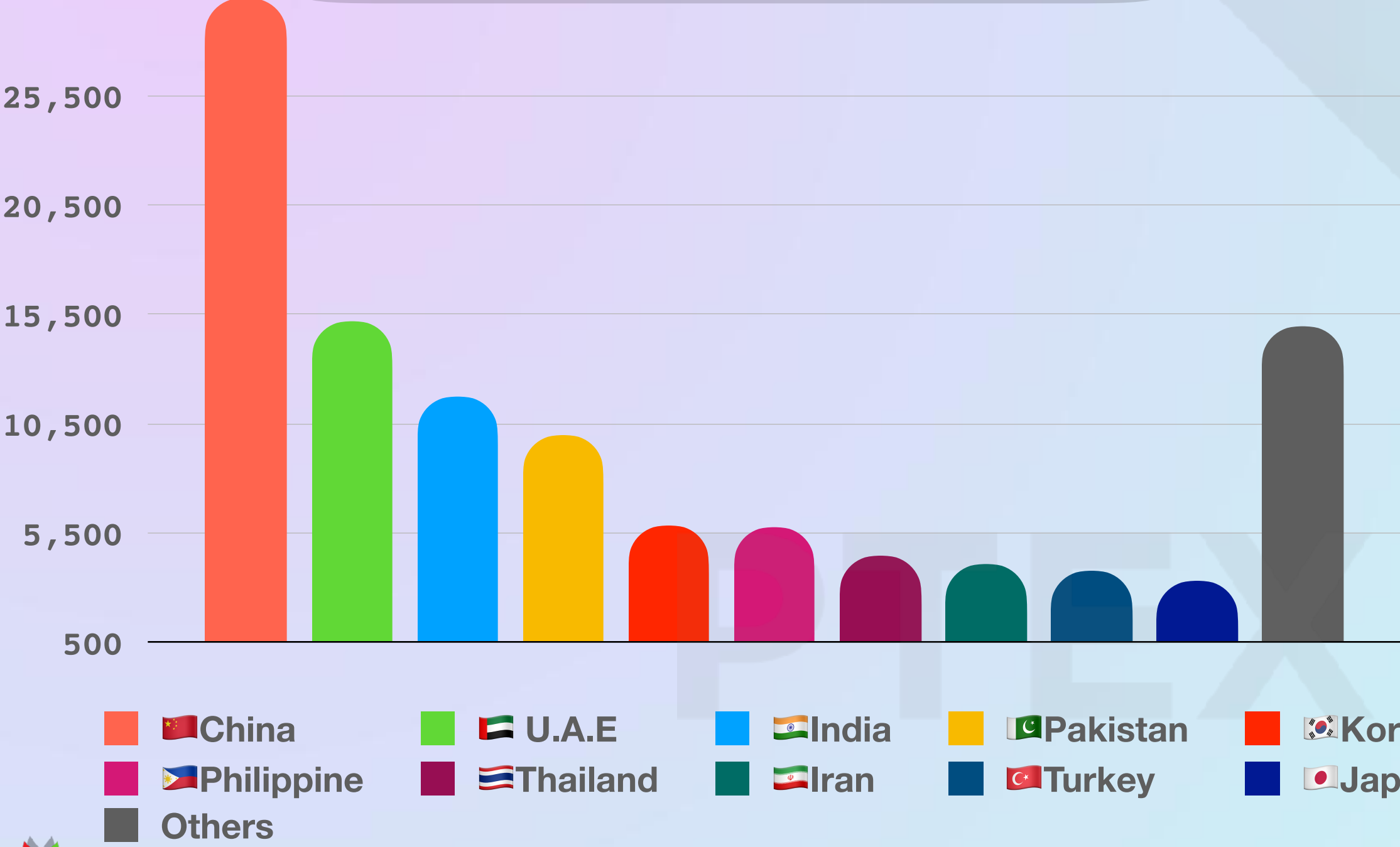
compared with 2020

No	COUNTRY	11 MONTHS 2019	11 MONTHS 2020	11 MONTHS 2021
1	Germany	10,268	10,253	11,228
2	Netherlands	7,364	6,981	9,356
3	England	4,364	5,037	5,506
4	France	3,128	3,856	5,018
5	Russia	5,349	5,464	4,866
6	Ireland	6,193	4,882	4,377
7	Spain	2,384	2,606	2,972
8	Poland	2,496	2,910	2,323
9	Ukraine	1,822	1,829	1,453
10	Italy	886	778	1,005
	Others	3,593	4,237	4,167
	TOTAL	47,847	48,833	52,271 MT

TOP 10 ASIA COUNTRIES IMPORT VIETNAM PEPPER

BELLOW COLUMN CHART AND DATA SHOWS TOP 10 ASIA COUNTRIES IMPORTED PEPPER FROM VIETNAM **11 MONTHS 2021**

in Asia, imports decreased by **14.63%**, of which China's imports decreased by 27.3% to 37,746 tons. Saudi imports increased by 26.2% to 15,169 tons and continued to be Vietnam's second largest pepper import market in Asia. India's imports reached 11,754 tons, down 1.5%; Pakistan: 10,016 tons, up 5.2%; ...



CHANGE
-17,075^{MT} ↓

% CHANGE
-14.50% ↓
compared with 2020

No	COUNTRY	11 MONTHS 2019	11 MONTHS 2020	11 MONTHS 2021
1	China	56,095	51,889	37,746
2	U.A.E	10,171	12,016	15,169
3	India	18,957	11,930	11,754
4	Pakistan	9,865	9,519	10,016
5	Korea	5,545	6,243	5,871
6	Philippine	4,292	5,240	5,748
7	Thailand	6,465	4,972	4,441
8	Iran	5,479	3,549	4,089
9	Turkey	4,954	3,429	3,782
10	Japan	3,011	3,442	3,322
Others		23,700	21,812	15,028
TOTAL		148,534	134,041	116,966 ^{MT}

TOP 5 AMERICAN COUNTRIES IMPORT VIETNAM PEPPER

BELLOW COLUMN CHART AND DATA SHOWS TOP 5 AMERICAN COUNTRIES IMPORTED PEPPER FROM VIETNAM FIRST **11 MONTHS 2021**

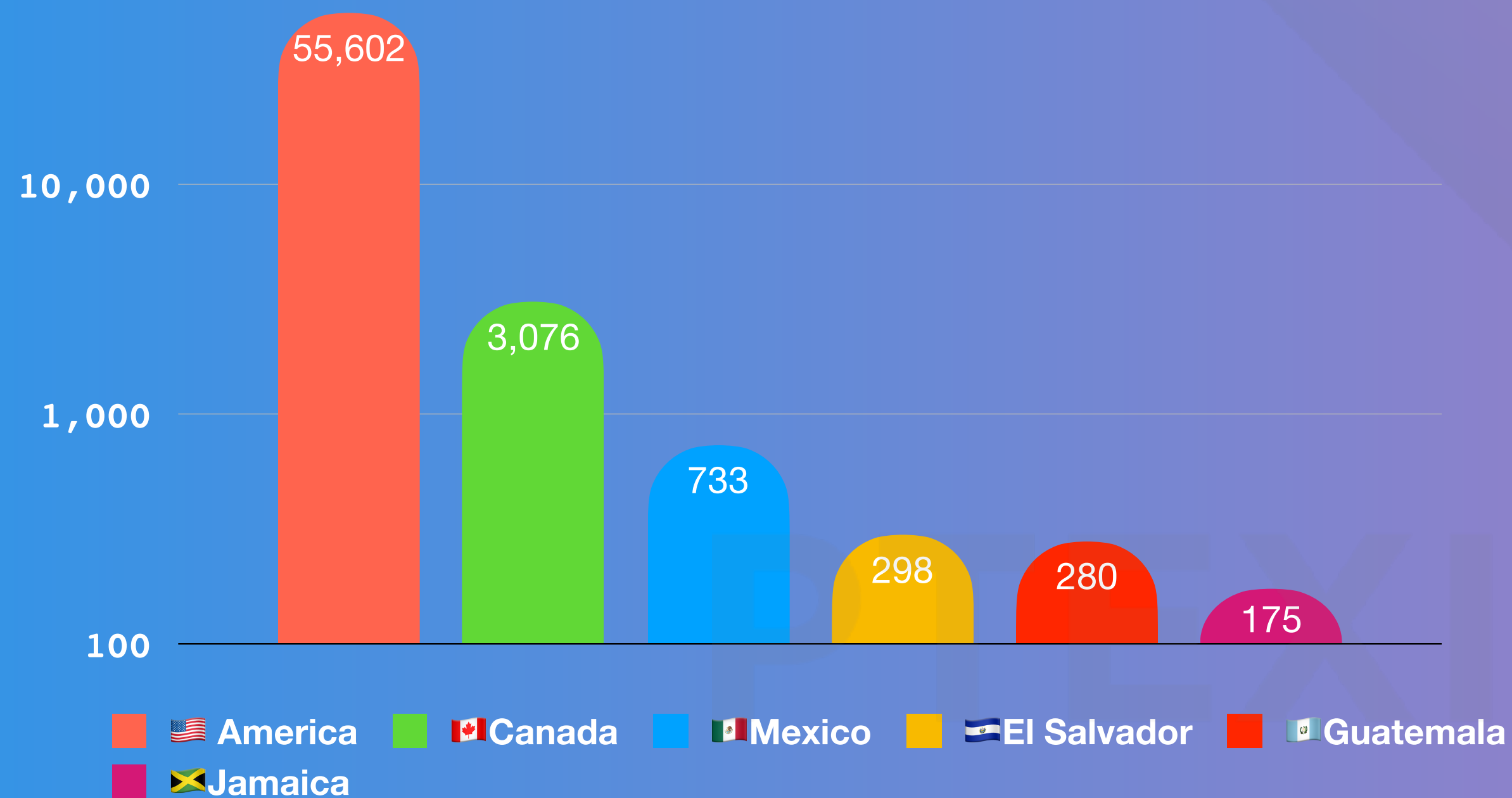
Imports of the Americas increased by 9.1%, of which the US was the largest importer of Vietnam's pepper with 50,939 tons, up 8.9% over the same period. Exports increased sharply in the markets of Canada, El Salvador, Dominica, Venezuela...and decreased in Mexico.



60,164 MT

PEPPER

imported from Vietnam of 11 months 2021



CHANGE

5,473 MT



% CHANGE

9.30%



compared with 2020

No	COUNTRY	11 MONTHS 2019	11 MONTHS 2020	11 MONTHS 2021
1	America	46,210	50,738	55,602
2	Canada	2,440	2,510	3,076
3	Mexico	615	946	733
4	El Salvador	138	54	298
5	Guatemala	131	187	280
	Jamaica	198	256	175
TOTAL		49,732	54,691	60,164 MT

TOP 5 AFICA COUNTRIES IMPORT VIETNAM PEPPER

BELLOW COLUMN CHART AND DATA SHOWS TOP 5 AFICA COUNTRIES IMPORTED PEPPER FROM VIETNAM FIRST **11 MONTHS 2021**

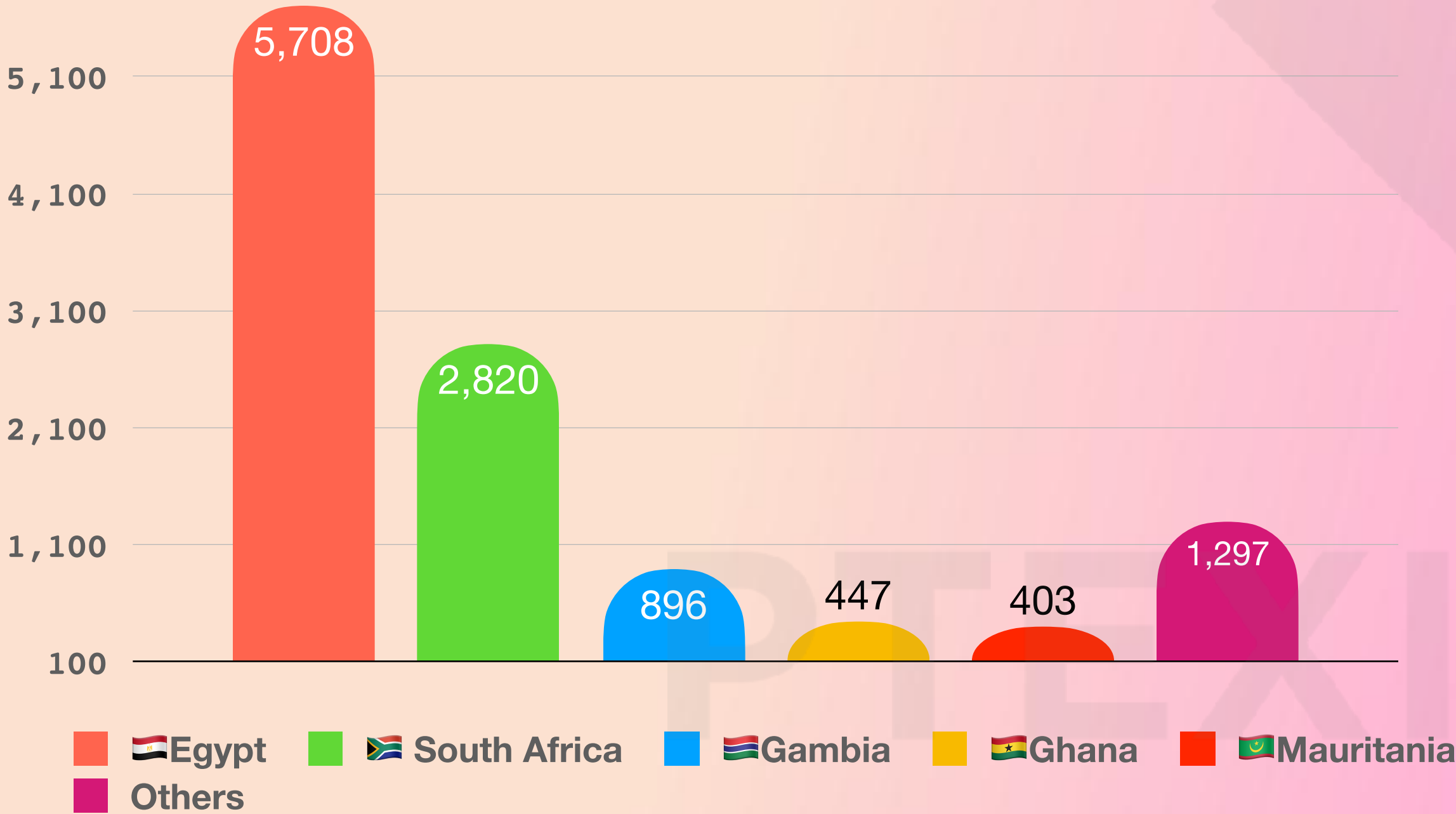
The African region's imports decreased by **38.57%**, of which Egypt decreased by 32.7% to 5,237 tons. Imports also decreased in South Africa, Senegal, Gambia, Tunisia, Sudan, etc.



11,571 MT

PEPPER

imported from Vietnam of 11 months 2021



CHANGE

-4,463 MT



% CHANGE

-28.87%



compared with 2020

No	COUNTRY	11 MONTHS 2019	11 MONTHS 2020	11 MONTHS 2021
1	Egypt	6,869	8,359	5,708
2	South Africa	2,912	2,973	2,820
3	Gambia	971	1,130	896
4	Ghana	109	433	447
5	Mauritania	403	560	403
	Others	2,453	2,579	1,297
	TOTAL	13,717	16,034	11,571

TOP 5 OCEANIA COUNTRIES IMPORT VIETNAM PEPPER

BELLOW COLUMN CHART AND DATA SHOWS TOP 5 OCEANIA IMPORTED PEPPER FROM VIETNAM FIRST **11 MONTHS 2021**



OCEANIA

5,003_{MT}

PEPPER

imported from Vietnam of 11 months 2021

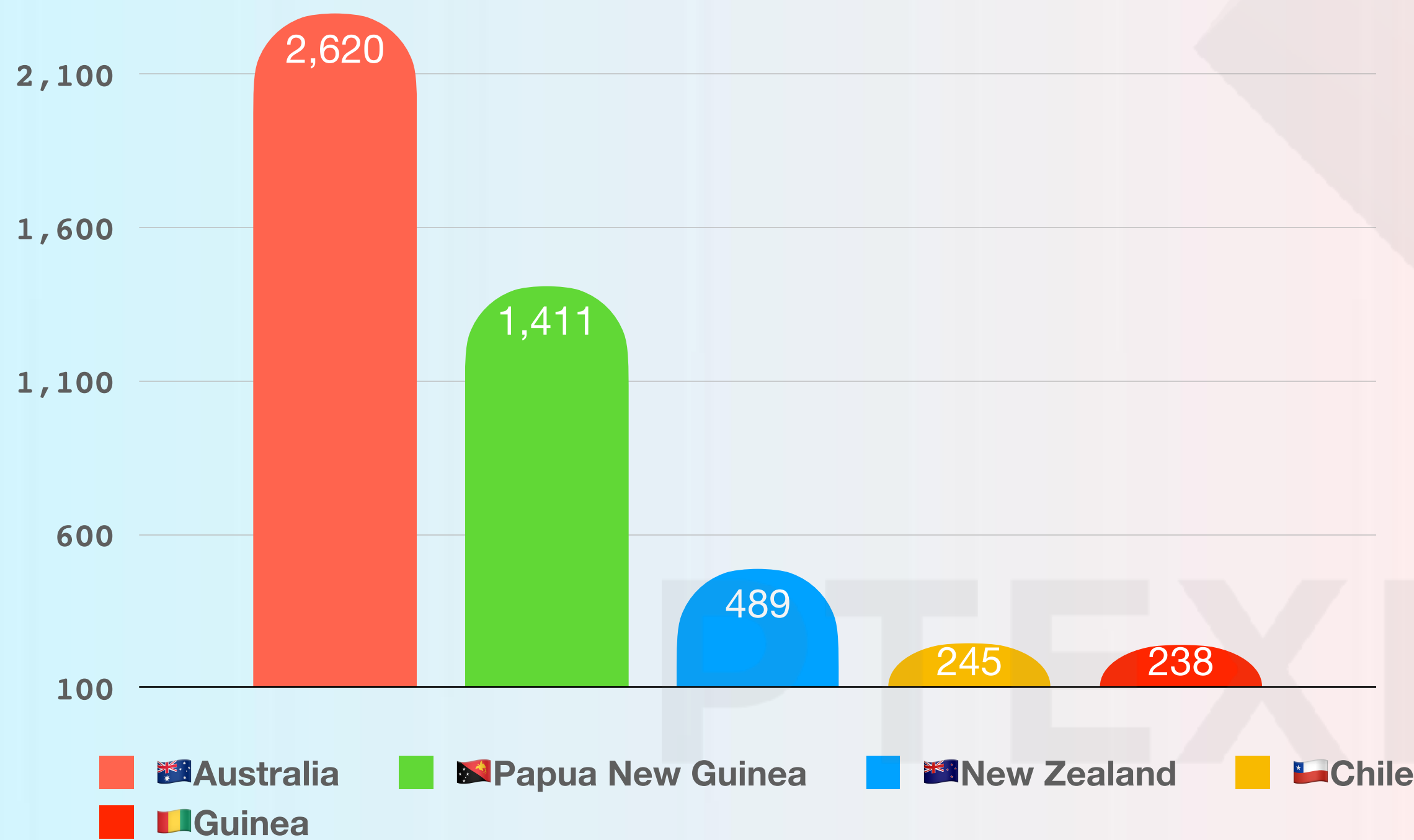
CHANGE

453_{MT} ↑

% CHANGE

9.05% ↑

compared with 2020

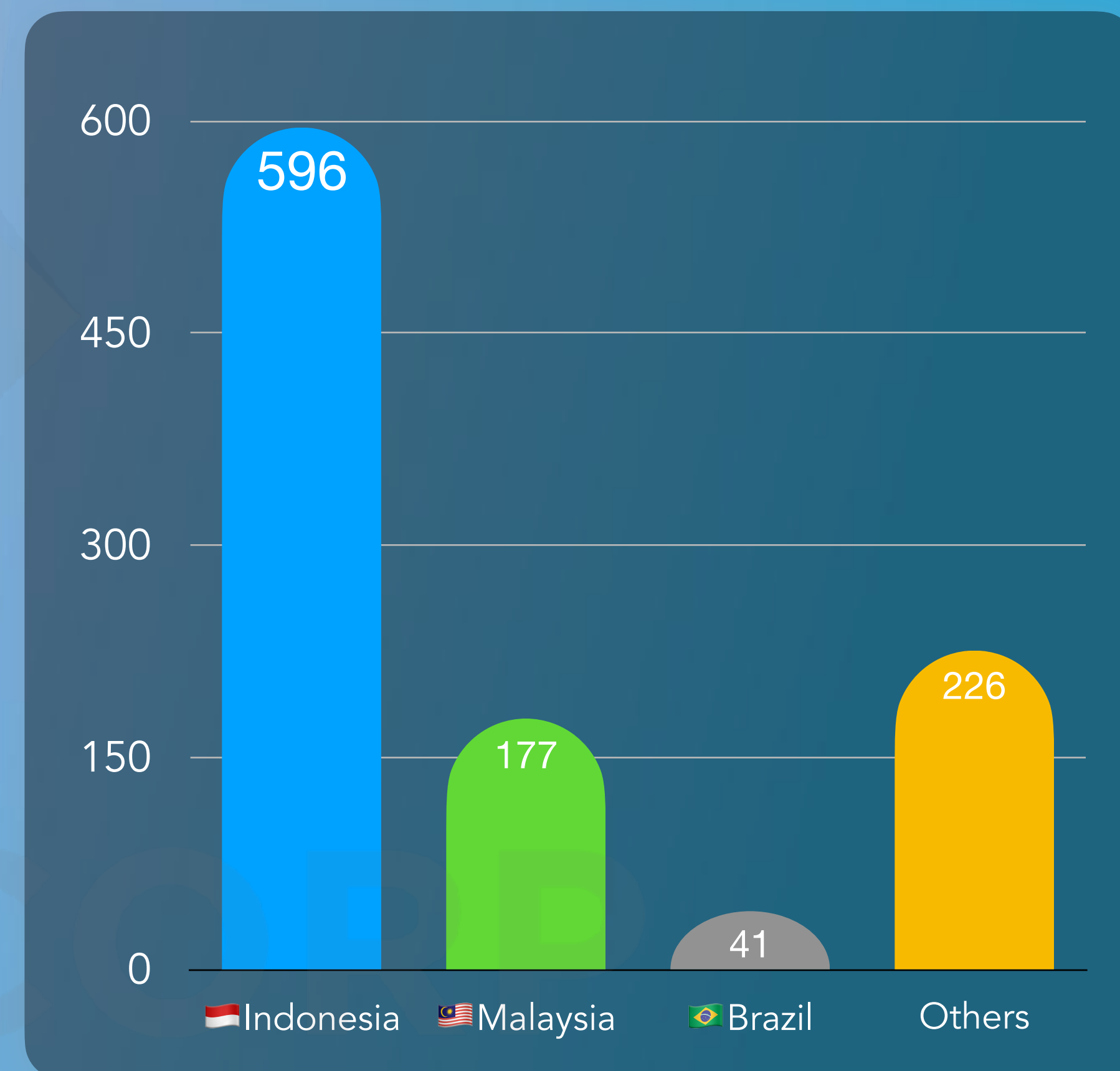


No	COUNTRY	11 MONTHS 2019	11 MONTHS 2020	11 MONTHS 2021
1	Australia	1,622	2,270	2,620
2	Papua New Guinea	1,075	1,061	1,411
3	New Zealand	370	413	489
4	Chile	174	517	245
5	Guinea	304	289	238
TOTAL		3,545	4,550	5,003

IMPORT OF PEPPER IN NOVEMBER 2021

According to preliminary statistics of VPA, in November, Vietnam imported 1,040 tons, of which black pepper reached 659 tons, white pepper reached 381 tons. Compared to October, the import volume decreased by 21.8%, the turnover decreased by 7.6%. Compared to November 2020, import volume decreased by 75.6%.

No	Country	Total Value (\$)	Quantity (Mt)
1	 Indonesia	\$ 2,994,181	596
2	 Malaysia	\$ 959,724	177
3	 Brazil	\$ 154,340	41
4	Others	\$ 1,304,330	226
TOTAL		\$ 5,412,575	1,040



VIETNAM IMPORT PEPPER

JANUARY TO NOVEMBER

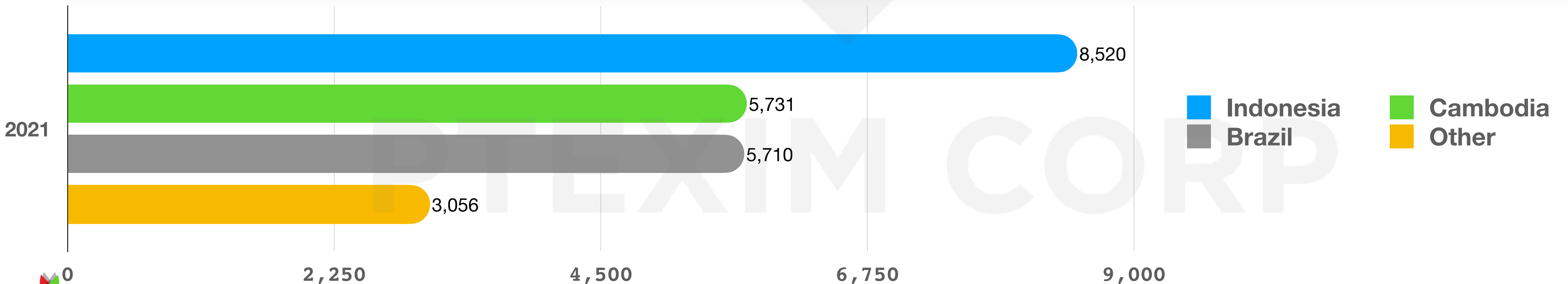
“ In the first 11 months of 2021, Vietnam imported **23,017** tons, down **34.8%** compared to the same period in 2020 and **42.8%** down over the same period in 2019.

Indonesia, Cambodia and Brazil are the 3 main pepper supplying countries to Vietnam, accounting for 86.7%, however, compared to the same period in 2020, imports from Indonesia decreased by **48.6%** and from Brazil decreased by **42.1%** while imports from Cambodia increased by **111.6%**. ”

VIETNAM IMPORT PEPPER

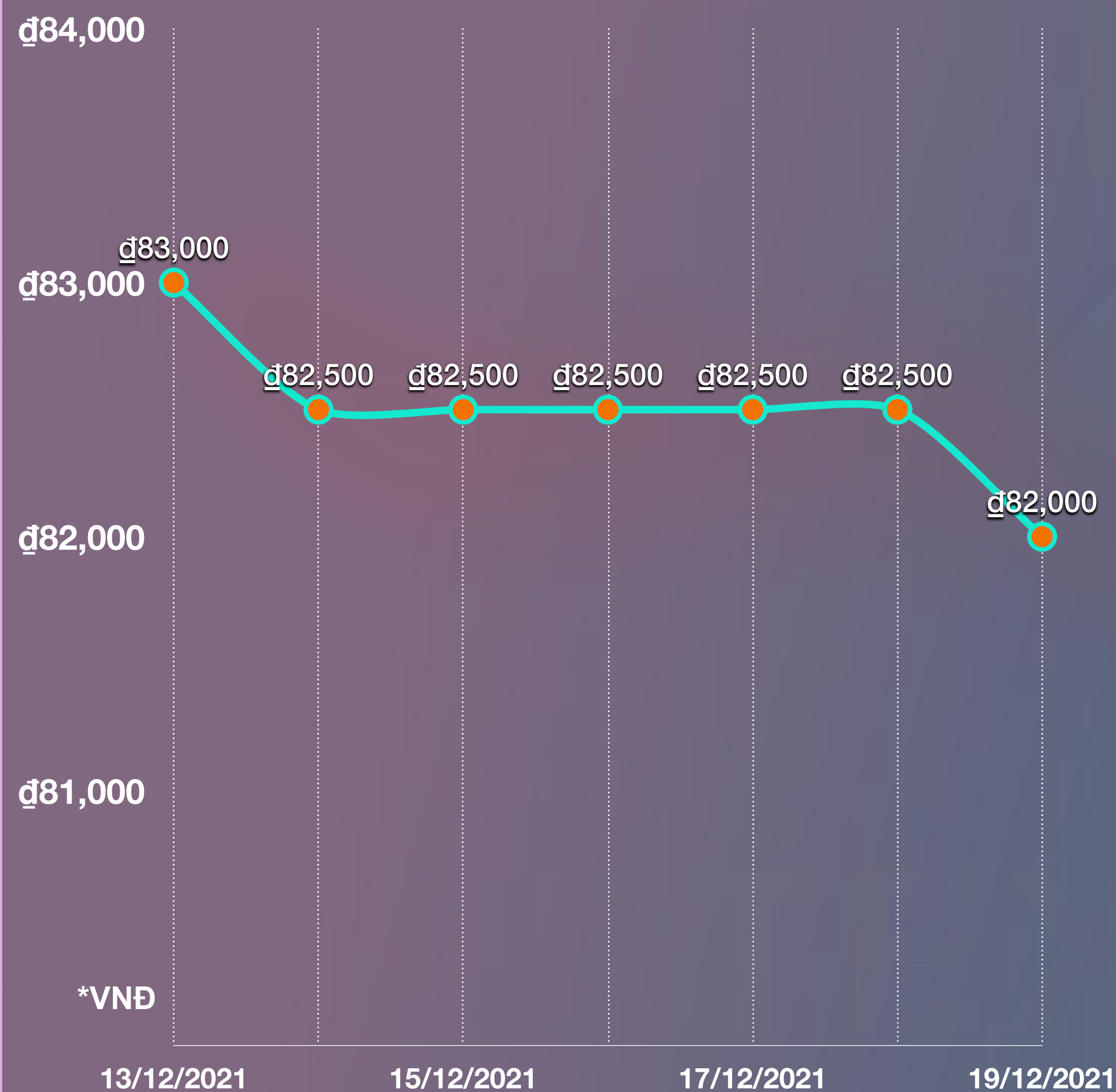
Bellow table shows pepper's quantity imported to Vietnam from January to November 2021

No	Countries	11 months 2019	11 months 2020	2021											Total	% +/- 21/20
				1	2	3	4	5	6	7	8	9	10	11		
1	Indonesia	21,066	16,592	1,878	365	1,088	1,511	1,140	350	425	303	385	479	596	8,520	▼-48.6
2	Cambodia	1,920	2,721		126	480	775	1,847	638	586	108	794	377		5,731	▲110.6
3	Brazil	15,099	9,855	1,186	1,113	1,027	645	527	418	518	52	133	50	41	5,710	▼-42.1
4	Other	2,170	6,108	522	123	235	267	409	251	234	125	206	281	403	3,056	
TOTAL		40,255	35,276	3,586	1,727	2,830	3,198	3,923	1,657	1,763	588	1,518	1,187	1,040	23,017	▼-34.8



BLACK PEPPER PRICE CHART WEEK **50**

FROM 13RD TO DEC 19TH



BLACK PEPPER PRICE CHART TREND JAN TO DEC 19TH 2021




**PRICE CONTINUED
TO HAVE**

**DOWNWARD
CORRECTIONS**

**DURING THE WEEK
WITH A**

CORRESPONDING

**DECREASE OF
NEARLY 1.5%. THE
MAIN REASON**



Affected with the risk of disease and the emergence of Omicron, has made customers cautious in purchasing more inventory. In addition, this is also the end of the year when Christmas and New Year are approaching. So demand continues to be very low from different markets like EU / US / ASIA / AFRICA...



The strict disease control from 🇨🇳China, which is the second largest pepper consuming country from Vietnam, the demand from this market is very slow. The Chinese government is pursuing the Zero Covid policy, so the situation of importing goods across the border of the two countries is congested. Cargo was severely disrupted. China's demand forecast remains low through January 2022.

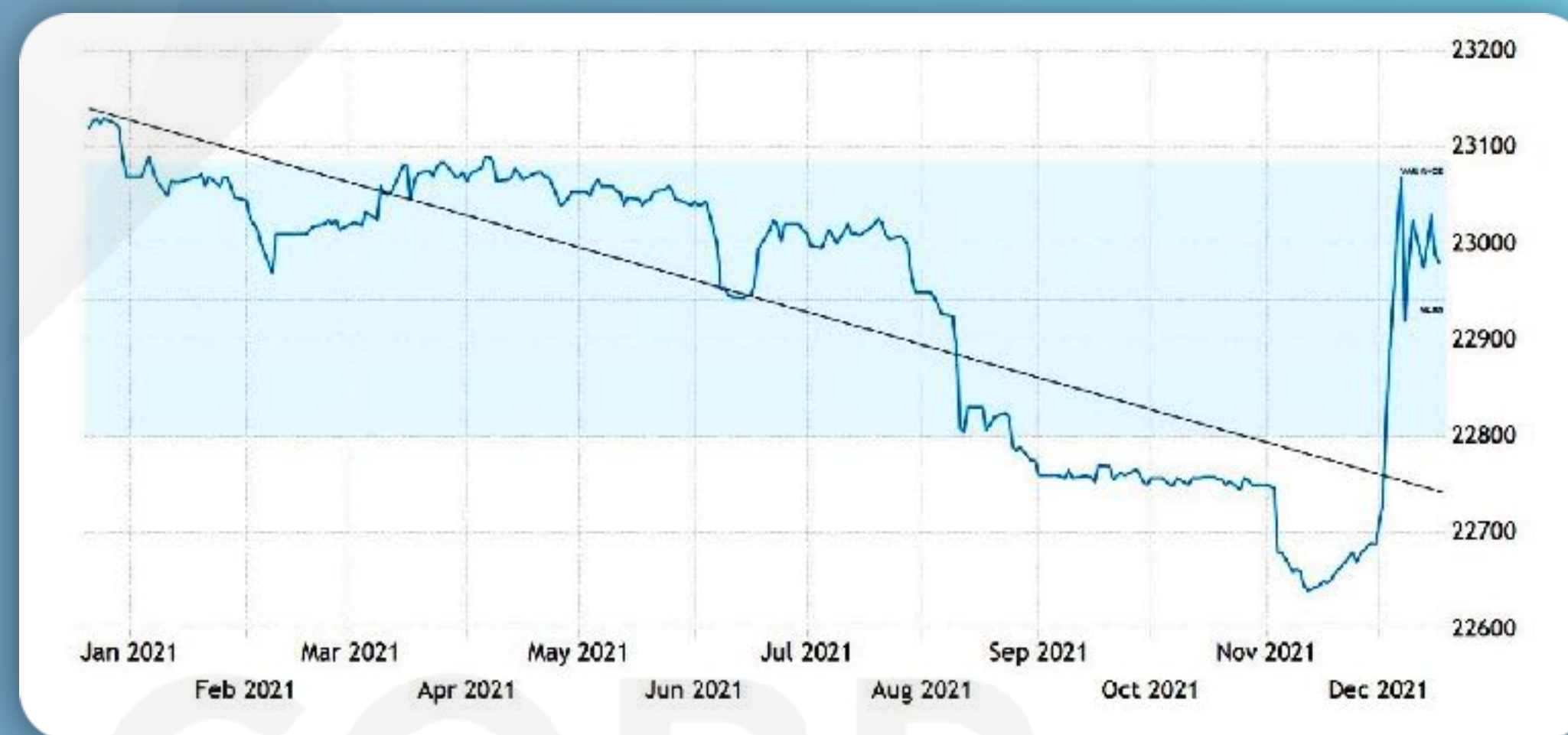
**PRICE CONTINUED
TO HAVE
DOWNWARD
CORRECTIONS
DURING THE WEEK
WITH A
CORRESPONDING
DECREASE OF
NEARLY 1.5%. THE
MAIN REASON**



The financial liquidity situation in the domestic and international markets is also quite **stressful** when pepper prices are in an **uptrend**. This makes many businesses have to reduce output when the price has increased by 60% within 1 year.



Vietnam's currency last week also fluctuate erratically with a rather large range from 1-1.5%. This also causes prices in the domestic market to change rapidly and unstable.



Crop 2022 will be delayed 1 month at least. It is very clear now.



OTHER INFORMATIONS

INDIA



Pepper prices fell for the week, weakening the Rupee against the USD (75.54 INR/USD), down 1%.

INDONESIA



The price of Indonesian black pepper continued to fall this week. Meanwhile, the white price stabilized the trading volume on the market.

MALAYSIA



Malaysian white pepper prices in domestic and international trade showed a positive trend in the past 2 weeks. Meanwhile, Malaysian black pepper prices recorded stability.

SRI LANKA



domestic pepper prices continued to record an upward trend in the past 8 weeks.

BRAZIL



Brazilian pepper prices have been stable in the past week.

OCEAN RATES STABLE BUT STILL HIGH, WITH NO SIGNS OF EASING DEMAND



Ocean rates on the major trade lanes remained **stable** – but still **extremely elevated** – again this week. As manufacturing in **China** is expected to **slow down significantly** over the Lunar New Year (**LNY**) holiday at the start of February, ex-China prices are expected to increase in the weeks ahead. Though recent outbreaks in **Ningbo** have not directly impacted logistics operations, further spread could lead to shutdowns like those seen over the summer.



As has been the case for months, **demand and congestion** are the main drivers for the **sustained sky-high rates**. The National Retail Federation estimates that annual US ocean imports will set a new record in 2021, up **more than 20%** compared to 2019.



US exporters have been **hit hard during the pandemic**, often struggling to get goods shipped as carriers prioritized empty containers on the **return trip to China** so that they could quickly be used again on the more lucrative China-US journey.

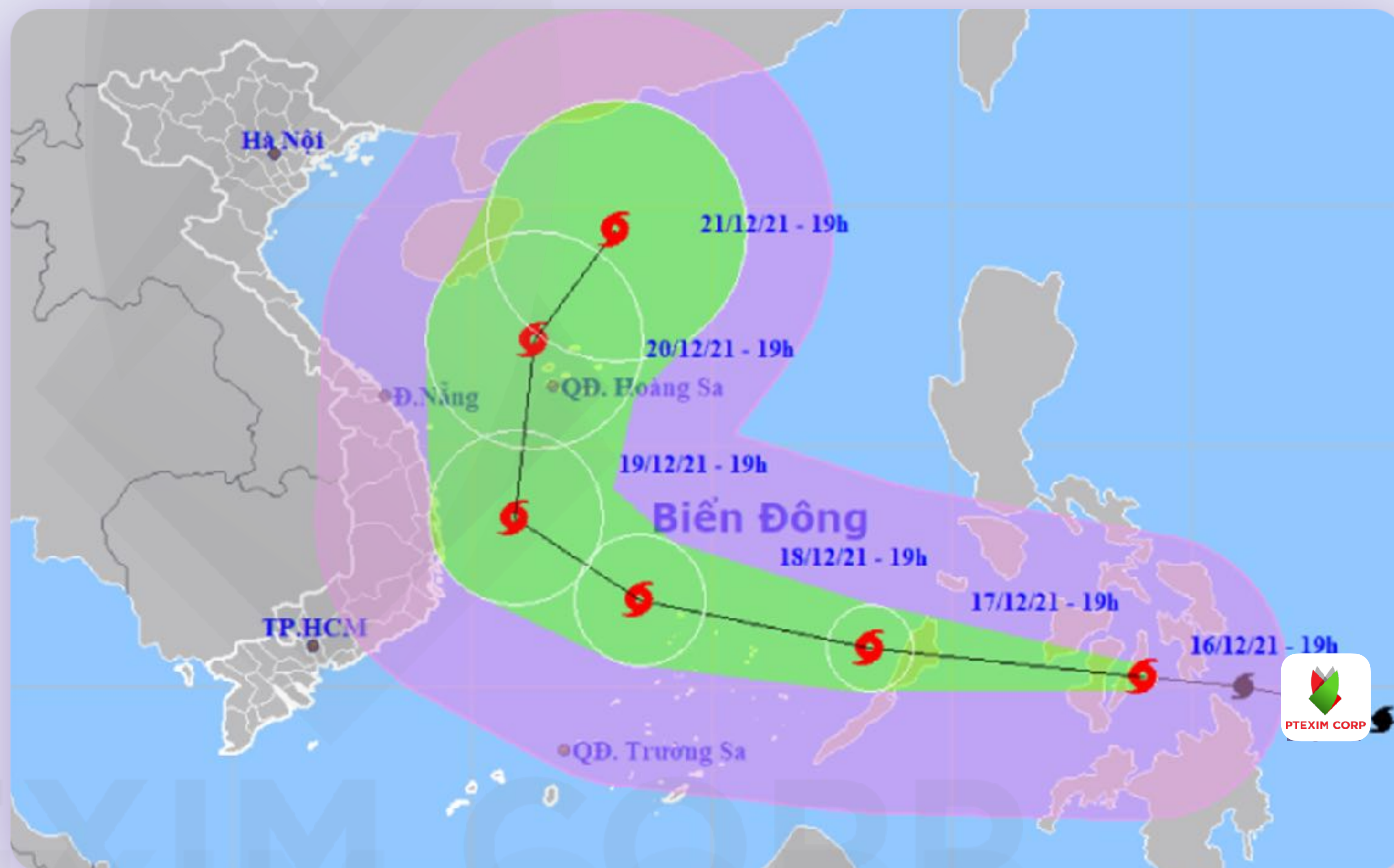


- **Typhoon** Rai is showing unusual development signs as it is forecast to head toward northern Vietnam instead of the southern region.

- Climate change and **Typhoon** is damaging pepper production in the country's provinces.

- Due to the extreme weather phenomena, production activities were badly affected. It is estimated that over 9,000ha of crop have been damaged each year since 2011. The damage is up to billions of đồng, the study found.

TYPHOON RAI



① A map detailing the route of Typhoon Rai from December 17 to 22, 2021.

Photo: National Center for Hydro-meteorological Forecasting

OTHERS SPICES







CINNAMON (CASSIA) / TURMERIC / STAR ANISE / GINGER

GUARANTEE COUMARIN AS EU COMPLIANCE

Ptexim can process and guarantee Cassia Powder / Cassia Broken with Coumarin as EU compliance.

Good demand for Broken / Cassia Stick (Cigarettes) / Powder from EU / USA / ASIA... make the market continue to be stable.

We can process Cassia Steam Sterilized with below guarantee for the quality standard.

PARAMETERS	Test Methods	Before Steam Sterilized	After Steam Sterilized
COUMARIN	LFOD-TST-SOP-8551	3000 Max	3000 Max
Foreign Matter	ISO 927:1982	0.2% Max	0%
TPC	TCVN 4884:2005 (ISO 4833:2003)	1 x 10 ⁶ cfu/g - min	1 x 10 ³ cfu/g - max
E. Coli 	ISO 16649-2:2001	NO Guarantee	Not Found
Salmonella spp. 	IRIS Salmonella Method	NO Guarantee	Not Found
Yeast and Mold 	TCVN 8275:2010 (ISO 21527 :2008)	NO Guarantee	Not Found
Coliform 	TCVN 6848:2007 (ISO 4832:2006)	NO Guarantee	Not Found
Staphylococci aureus 	TCVN 4830-1:2005 (ISO 6888-1:1999)	NO Guarantee	Not Found
Bacillus cereus 	TCVN 4992:2005 (ISO 7932:2004)	NO Guarantee	Not Found
Clostridium Perfringens	TCVN 4991:2005 (ISO 7937:2004)	NO Guarantee	Not Found



OTHERS SPICES



CINNAMON (CASSIA) / TURMERIC / STAR ANISE / GINGER



STAR ANISE

- Market all the same before last week. Star Anise Superior Autumn crop is less available on the market.



GINGER

- Crop starting and Please contact for further demand for Ginger Sliced/ Polished Ginger Finger...



TURMERIC

- Crops start during end December / beginning of January with high curcumin. Please contact me for further demand for Turmeric Sliced/ Polished Turmeric Finger / Turmeric Powder

OFFER & UPDATING PEPPER PRICE

I would like to give you an indication price PEPPER, CASSIA, STAR ANISE, TURMERIC... based on NET FOB HCM as follows



Please note: market changing fast so price need to update every hour



WHOLE PEPPER

NO	ITEM	FOB (USD/MT)	EU MAINT PORT	NY/BAL
PINHEAD PEPPER				
1	PINHEAD < 1MM SUPER CLEANED	\$1,170	\$2,107	\$1,920
2	PINHEAD 1.5MM - 2MM CLEANED	\$1,386	\$2,323	\$2,136
3	PINHEAD 2MM - 2.5MM CLEANED	\$1,700	\$2,638	\$2,450
4	PINHEAD SUPERIOR QUALITY	\$1,925	\$2,862	\$2,675
5	LIGHT BERRIES TO EXTRA OIL (6-7% PIPERINE)	Please Contact	Please Contact	Please Contact
WHOLE PEPPER				
6	VBP 500 G/L FAQ	\$3,742	\$4,277	\$4,342
7	VBP 550 G/L FAQ	\$3,987	\$4,523	\$4,587
8	VBP 500 G/L Spiral Cleaned	\$4,042	\$4,578	\$4,642
9	VBP 550 G/L Spiral Cleaned	\$4,152	\$4,688	\$4,752
10	VBP 550 G/L Spiral Cleaned Pesticide	\$4,352	\$4,888	\$4,952
11	VBP 570 G/L ASTA	\$4,225	\$4,761	\$4,825
12	VBP 5MM Jumbo Size	\$4,356	\$4,891	\$4,956
13	White PEPPER 630 G/L DW	\$5,743	\$6,279	\$6,343
14	White PEPPER 630 G/L ASTA	\$5,787	\$6,323	\$6,387





STEAM STERILIZED PEPPER & PESTICIDE GUARANTEE EU COMPLIANCE



Please note: market changing fast so price need to update every hour

NO	ITEM	FOB (USD/MT)	EU MAINT PORT	NY/BAL
STEAM STERILIZED PINHEAD PEPPER FOR GRINDING				
1	Steam Sterilized Pinhead < 1MM	\$1,520	\$2,457	\$2,270
2	Steam Sterilized Pinhead 1.5MM - 2MM	\$1,736	\$2,673	\$2,486
3	Steam Sterilized Pinhead 2MM - 2.5MM	\$2,050	\$2,988	\$2,800
4	Steam Sterilized Pinhead Super Quality	\$2,275	\$3,212	\$3,025

STEAM STERILIZED PEPPER

5	Steam Sterilized Pepper 500G/L	\$4,315	\$4,851	\$4,915
6	Steam Sterilized Pepper 550G/L	\$4,464	\$5,000	\$5,064
7	Steam Sterilized Pepper 570G/L	\$4,538	\$5,074	\$5,138
8	Steam Sterilized Pepper 5MM	\$4,641	\$5,177	\$5,241
9	Steam Sterilized White Pepper 630G/L	\$6,188	\$6,723	\$6,788

STEAM STERILIZED PEPPER - EU

10	Steam Sterilized Pepper 500G/L	\$4,495	\$5,031	\$5,095
11	Steam Sterilized Pepper 550G/L	\$4,644	\$5,180	\$5,244
12	Steam Sterilized Pepper 570G/L	\$4,718	\$5,254	\$5,318
13	Steam Sterilized Pepper 5MM	\$4,821	\$5,357	\$5,421
14	Steam Sterilized White Pepper 630G/L	\$6,368	\$6,903	\$6,968



GUARANTEE COUMARIN AS EU COMPLIANCE

ITEM	FOB	EU MAIN PORT	USA MAIN PORT
STEAM STERILIZED CASSIA POWDER 1 - 1.5% VO;	\$2,588	\$3,148	\$3,188
STEAM STERILIZED CASSIA POWDER 2% VO;	\$3,037	\$3,597	\$3,637
STEAM STERILIZED CASSIA POWDER 2.5% VO;	\$3,261	\$3,821	\$3,861



CASSIA (CINNAMON)



NO	ITEM	FOB (USD/MT)	NOTE
1	WHOLE CASSIA;	\$3,694	>4% VO
2	CASSIA SPLIT;	\$3,470	>4% VO
3	CASSIA BROKEN CLEANED 2% VO;	\$2,337	>2% VO
4	CASSIA BROKEN CLEANED 2.5% VO;	\$2,561	>2.5% VO
5	CASSIA BROKEN CLEANED 3% VO;	\$2,786	>3% VO
6	CASSIA BROKEN CLEANED 3.5% VO;	\$3,235	>3.5% VO
7	CASSIA BROKEN CLEANED 4% VO;	\$4,133	>4% VO
8	CASSIA STICK CUT 6 - 10CM - ROLLED 90%;	\$6,120	>4% VO
9	CASSIA CIGARETTE LONG STICK	\$5,940	>4% VO
10	CASSIA POWDER 1 - 1.5% VO;	\$1,888	1-1.5% VO
11	CASSIA POWDER 2% VO;	\$2,337	2% VO
12	CASSIA POWDER 2.5% VO;	\$2,561	2.5% VO
13	CASSIA POWDER 3% VO;	\$2,921	3% VO

STAR ANISE



NO	ITEM	FOB (USD/MT)	NOTE
14	STAR ANISE SUPERIOR;	\$10,339	2.5cm, 80% up
15	STAR ANISE STANDARD;	\$10,114	2.0cm, 80% up



TURMERIC



NO	ITEM	FOB (USD/MT)
16	TURMERIC FINGER;	\$1,520
17	POLISHED TURMERIC FINGER;	\$1,748
18	TURMERIC POWDER;	\$1,429
19	TURMERIC SLICE SUN DRIED;	\$1,475
20	WASHED TURMERIC SLICE SUN DRIED;	\$1,611
21	TURMERIC SLICE MACHINE DRIED;	\$1,611

GINGER



NO	ITEM	FOB (USD/MT)
22	GINGER POWDER	\$3,480
23	GINGER SLICED	\$3,936
24	POLISHED GINGER FINGER	\$3,936



CASSIA STEAM STERILIZED PESTICIDE GUARANTEE

NO	ITEM	FOB (USD/MT)	EU MAINT PORT	NY/BAL
1	STEAM STERILIZED CASSIA BROKEN 2% VO;	\$2,937	\$3,760	\$3,819
2	STEAM STERILIZED CASSIA BROKEN 2.5% VO;	\$3,161	\$3,985	\$4,044
3	STEAM STERILIZED CASSIA BROKEN 3% VO;	\$3,386	\$4,210	\$4,268
4	STEAM STERILIZED CASSIA BROKEN 3.5% VO;	\$3,835	\$4,659	\$4,718
5	STEAM STERILIZED CASSIA BROKEN 4% VO;	\$4,733	\$5,557	\$5,616
6	STEAM STERILIZED CASSIA POWDER 1 - 1.5% VO;	\$2,488	\$3,048	\$3,088
7	STEAM STERILIZED CASSIA POWDER 2% VO;	\$2,937	\$3,497	\$3,537
8	STEAM STERILIZED CASSIA POWDER 2.5% VO;	\$3,161	\$3,721	\$3,761
9	STEAM STERILIZED CASSIA POWDER 3% VO;	\$3,521	\$4,081	\$4,121



PEPPER POWDER PESTICIDE GUARANTEE



Please note: market changing fast so price need to update every hour

ITEM

(USD/MT)

GROUND STEAM STERILIZED BLACK PEPPER

- Half Cracked HTST black pepper;	\$5,914
- Granulate HTST black pepper;	\$5,803
- Coarse HTST black pepper 12 -> 14# ;	\$5,527
- Table HTST black pepper 18 -> 28# ;	\$5,479
- Fine HTST black pepper 30 -> 34# ;	\$5,431
- Ground HTST black pepper 40 -> 100# ;	\$5,286

GROUND STEAM STERILIZED WHITE PEPPER

- Half Cracked HTST White Pepper;	\$8,073
- Granulate HTST white pepper;	\$7,920
- Coarse HTST white pepper 12 -> 14# ;	\$7,689
- Table HTST white pepper 18 -> 28# ;	\$7,622
- Fine HTST white pepper 30 -> 34# ;	\$7,555
- Ground HTST white pepper 40 -> 100# ;	\$7,355



SUN SPICE is Domestic Brand of PTEXIM





PTEXIM MONTHLY REPORT



PTEXIM ANALYSIS



THANK YOU!

Please do not hesitate to send me if you have any further request.

Hien, Nguyen Vu

CEO

A: 43 Street17, Quarter 5, An Phu Ward, District 2, HCMC, VN

M: +84 902 222 295

E: spices@ptexim.com.vn

PTEXIM CERTIFICATE



RAINFOREST ALLIANCE



USDA ORGANIC *Available during 2022*



PTEXIM FACTORY



1. WHOLE SPICES FACTORY (Address : Daklak Province, VN)



2. FOOD FACTORY (Address : Ba-Ria Vung Tau Province, VN)

www.ptexim.com.vn