



PTEXIM CORP

MONTHLY REPORT

AN INSIGHT BLACK PEPPER'S MARKET REPORT
BY PTEXIM RESEARCH



WEEK

28

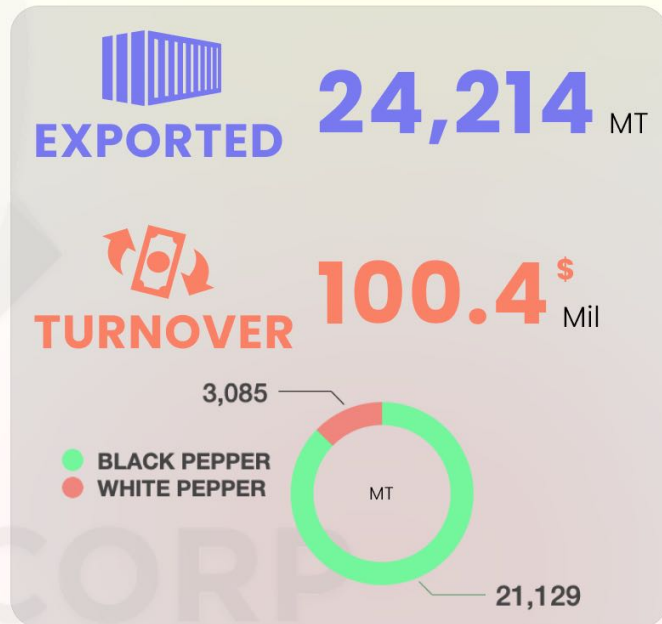
PHUC THINH EXPORT-IMPORT INVESTMENT CORPORATION (PTEXIM CORP)
ADD : 43, STREET 17, AN THU WARD, DISTRICT 2, THU DUC CITY, HOCHIMINH CITY, VIETNAM.

INSIGHT OF EXPORTING PEPPER VIETNAM

JUNE - 2022

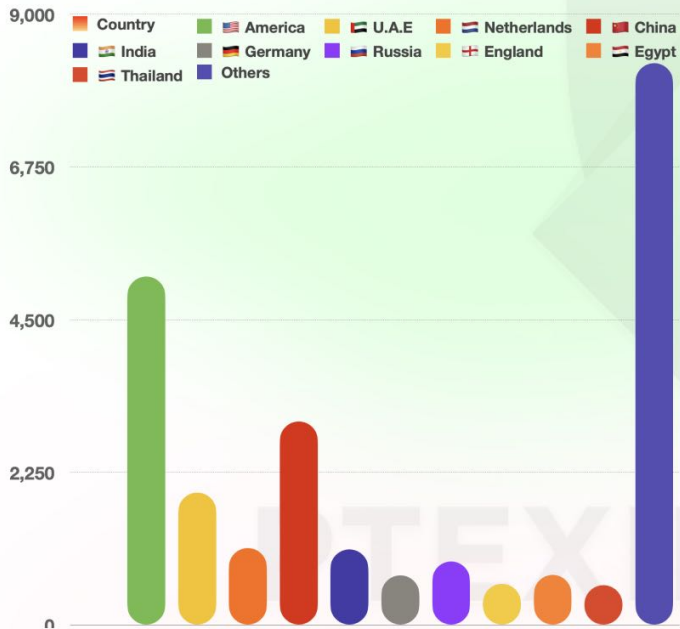
According to VPA, in June 2022, Vietnam exported 24,214 tons, of which black pepper reached 21,129 tons, white pepper reached 3,085 tons. Total export turnover reached 100.4 million USD, black pepper reached 82.7 million USD, white pepper reached 17.7 million USD.

Compared to May, export volume **increased by 10.4%**, **turnover increased by 1.7%**. The US continued to be the largest import market at 5,136 tons, however, US imports decreased by 11.2% compared to May. China's imports reached 2,999 tons, the highest year to date and up 2,736 tons compared to May, with the previous month.



INSIGHT OF EXPORTING PEPPER VIETNAM

JUNE - 2022



No	Country	Quantity (MT)	Value (USD)
1	America	5,136	\$ 24,427,898
2	U.A.E	1,954	\$ 7,834,614
3	Netherlands	1,135	\$ 6,184,395
4	China	2,999	\$ 5,840,434
5	India	1,114	\$ 4,842,672
6	Germany	731	\$ 3,805,312
7	Russia	939	\$ 3,745,574
8	England	607	\$ 3,236,106
9	Egypt	737	\$ 2,837,446
10	Thailand	585	\$ 2,820,291
	Others	8,277	\$ 34,800,355
	TOTAL	24,214	\$ 100,375,097

EXPORTING PEPPER FROM **JAN TO JUNE** 2022

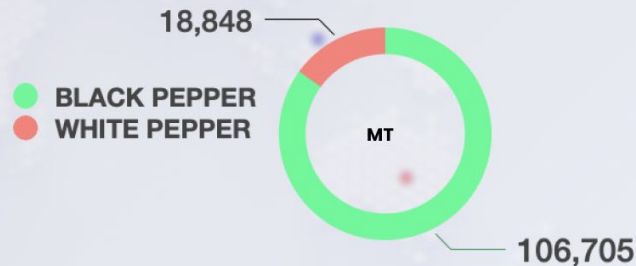
Progressively from the beginning of the year to **June 30**, 2022, Vietnam exported **125,553 tons**, 106,705 tons of black pepper, 18,848 tons of white pepper. Total export turnover reached **568.8 million USD**, black pepper reached 456.4 million USD, white pepper reached 112.4 million USD. Compared to the same period last year, the **export volume decreased by 19.1%** or 29,621 tons, however, the export turnover in 6 months increased by 13.5 %, equivalent to 67.6 million USD compared to the same period in 2021.



125,553 MT



568.8 \$ Mil



EXPORTING PEPPER FROM JAN TO JUNE 2022

Due to the influence of global **economic inflation**, most of Vietnam's major import markets have **reduced imports**. The **Chinese** market, June imported 2,999 tons, higher than the total import volume from January to May of 2,610 tons, bringing the total import volume of China in the first 6 months of 2022 to 5,609 tons, however, China's imports down 80.2% over the same period. Meanwhile, the US's import volume topped 30,109 tons and decreased by 8%. Imports also decreased in the UK, Russia, France, Pakistan, Egypt, South Africa... Only a few markets saw an increase in imports such as Germany, Netherlands, Ireland, India, Korea... Main import markets for white pepper: USA, Germany, Netherlands, Thailand, United Arab...



CHINA

IMPORTED **5,609** MT

DOWN ↓ **80.2%**



USA

IMPORTED **30,109** MT

DOWN ↓ **8%**

IMPORT DECREASED

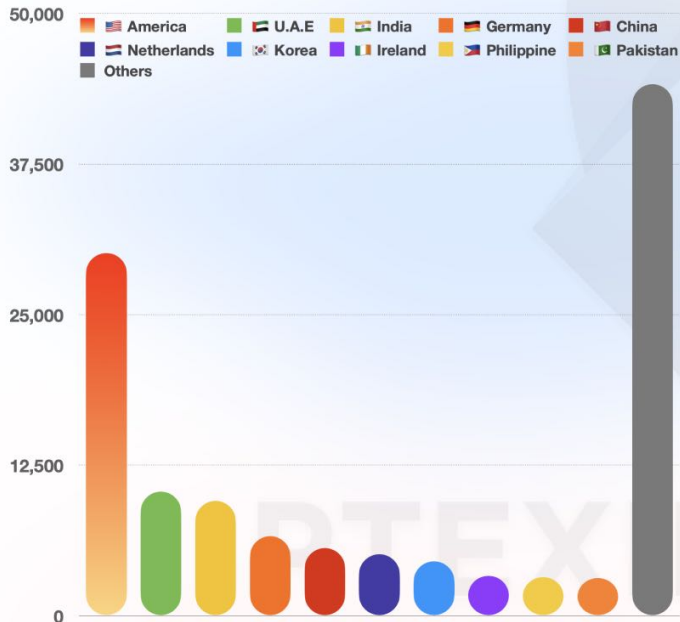


IMPORT INCREASED



INSIGHT OF EXPORTING PEPPER VIETNAM **JAN TO JUNE 2022**

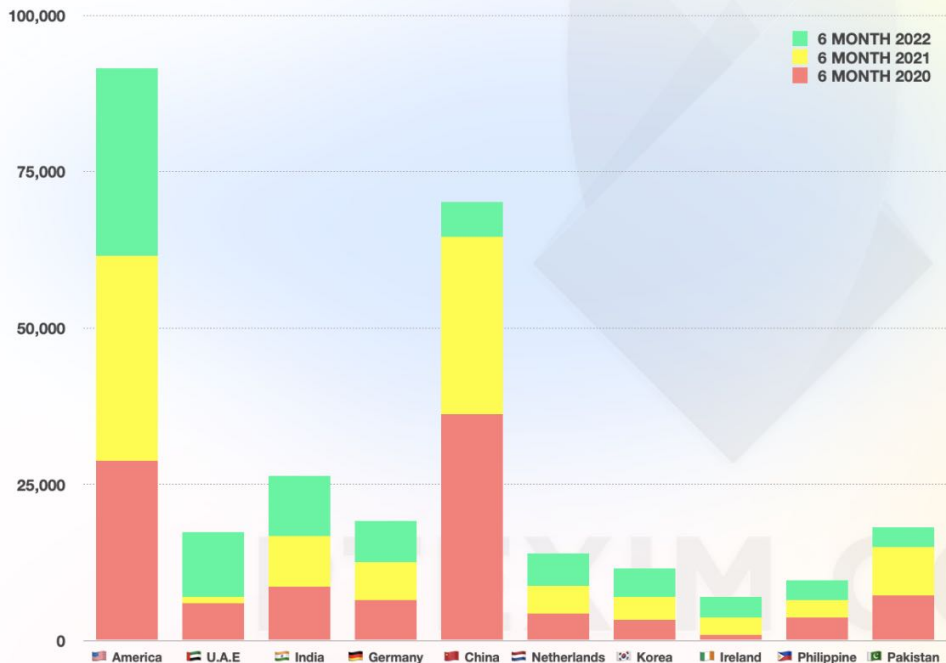
TOP 10 VIETNAM'S PEPPER EXPORTING MARKET



No	Country	Quantity (MT)
1	America	30,109
2	U.A.E	10,292
3	India	9,522
4	Germany	6,618
5	China	5,609
6	Netherlands	5,092
7	Korea	4,524
8	Ireland	3,312
9	Philippine	3,209
10	Pakistan	3,115
	Others	44,151
	TOTAL	125,553

TOP 10 VIETNAM'S PEPPER EXPORTING MARKET

JAN TO JUNE PERIOD 2020 - 2022

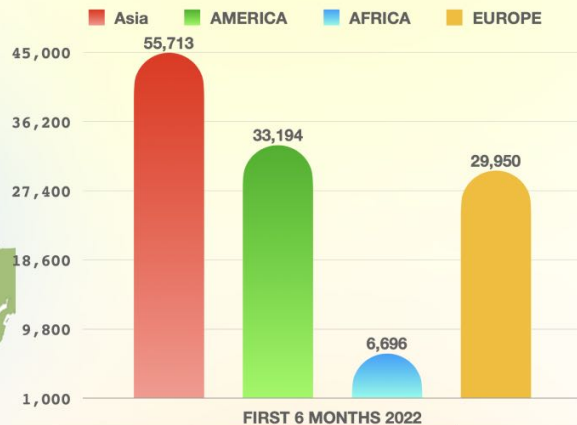
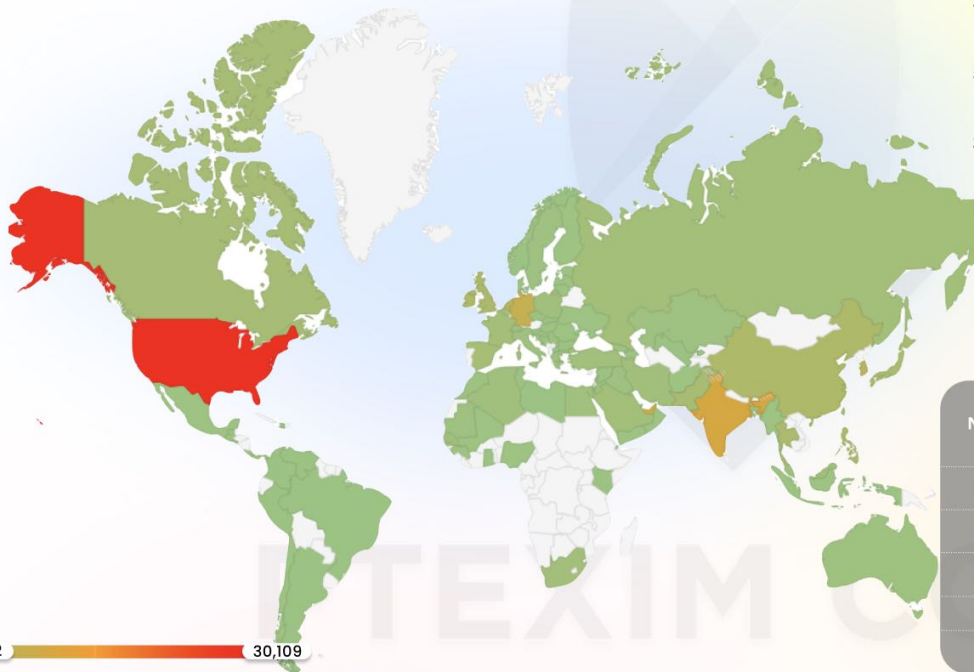


No	COUNTRY	6 MONTH 2020	6 MONTH 2021	6 MONTH 2022
1	America	28,769	32,714	30,109
2	U.A.E	6,009	1,024	10,292
3	India	8,673	8,118	9,522
4	Germany	6,527	6,016	6,618
5	China	36,174	28,348	5,609
6	Netherlands	4,395	4,427	5,092
7	Korea	3,397	3,640	4,524
8	Ireland	959	2,702	3,312
9	Philippine	3,742	2,757	3,209
10	Pakistan	7,201	7,771	3,115



COUNTRIES IMPORT VIETNAM PEPPER BY MAP CHART

CONTINENT IMPORT VIETNAM PEPPER **FIRST 6 MONTHS** 2022 PERIOD



No	Countries	FIRST 6 MONTHS 2020	FIRST 6 MONTHS 2021	FIRST 6 MONTHS 2022
1	ASIA	91,701	77,727	55,713
2	AMERICA	31,666	35,990	33,194
3	AFRICA	13,622	9,115	6,696
5	EUROPE	31,855	32,342	29,950
TOTAL		168,844	155,174	125,553

TOP 10 EUROPE COUNTRIES IMPORT VIETNAM PEPPER

BELLOW CHART SHOWS TOP 10 EUROPE COUNTRIES IMPORTED PEPPER FROM VIETNAM **6 MONTHS 2022**

Europe's pepper imports from Vietnam decreased by 7.4% and markets with reduced import volume include: Russia, France, Turkey, Israel... However, the import volume also increased in Germany and Netherland, Ireland...



29,950^{MT}

PEPPER

imported from Vietnam of 6 months 2022



CHANGE

-2,392



% CHANGE

-7.40%



compared with 2021

No	COUNTRY	6 MONTHS 2020	6 MONTHS 2021	6 MONTHS 2022
1	Germany	6,527	6,016	6,618
2	Netherlands	4,395	4,427	5,092
3	Ireland	959	2,702	3,312
4	England	3,045	3,498	3,073
5	Russia	3,319	3,122	2,340
6	France	1,709	2,657	1,641
7	Spain	1,570	1,418	1,535
8	Turkey	2,369	2,511	1,289
9	Poland	2,034	1,508	1,238
10	Israel	1,348	739	625
	Others	4,580	3,744	3,187
	TOTAL	31,855	32,342	29,950 MT



TOP 10 ASIA COUNTRIES IMPORT VIETNAM PEPPER

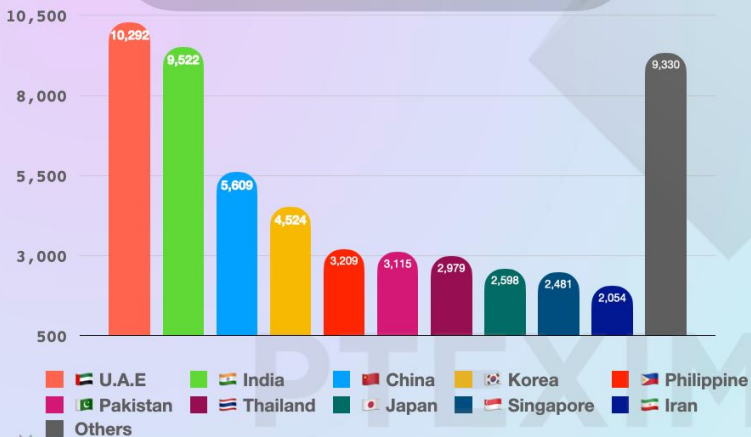
BELLOW COLUMN CHART AND DATA SHOWS TOP 10 ASIA COUNTRIES IMPORTED PEPPER FROM VIETNAM **6 MONTHS 2022**

Exports to Asia decreased by -28.3%, of which China and Pakistan were the two markets with the largest decreased.



CHANGE **-22,014^{MT}** ↓

% CHANGE **-28.32%** ↓
compared with 2021



No	COUNTRY	6 MONTHS 2020	6 MONTHS 2021	6 MONTHS 2022
1	U.A.E	6,009	10,240	10,292
2	India	8,673	8,118	9,522
3	China	36174	28,348	5,609
4	Korea	3397	3,640	4,524
5	Philippine	3,742	2,757	3,209
6	Pakistan	7,201	7,771	3,115
7	Thailand	3,435	2,550	2,979
8	Japan	1,721	1,702	2,598
9	Singapore	776	535	2,481
10	Iran	1,913	2,396	2,054
	Others	18,660	9,670	9,330
	TOTAL	91,701	77,727	55,713

TOP 5 AMERICAN COUNTRIES IMPORT VIETNAM PEPPER

BELLOW COLUMN CHART AND DATA SHOWS TOP 5 AMERICAN COUNTRIES IMPORTED PEPPER FROM VIETNAM FIRST **6 MONTHS 2022**

Imports of the Americas decreased by 7.7% period Jan to June 2022 compared with 2021.



33,194 MT

PEPPER

imported from Vietnam of 6 months 2022

CHANGE

-2,796 MT

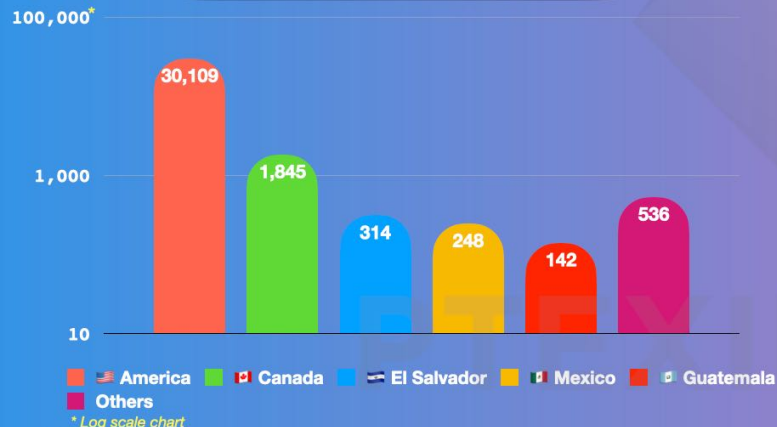


% CHANGE

-7.77%



compared with 2021



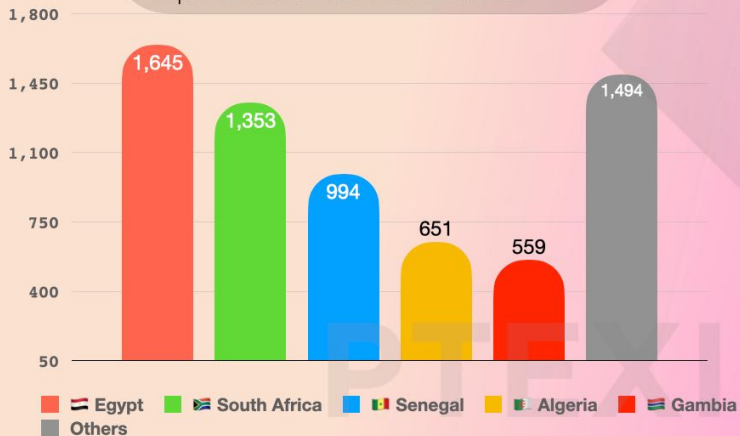
No	COUNTRY	6 MONTHS 2020	6 MONTHS 2021	6 MONTHS 2022
1	America	28,769	32,714	30,109
2	Canada	1,494	1,827	1,845
3	El Salvador		163	314
4	Mexico	534	477	248
5	Guatemala	90	184	142
	Others	779	625	536
	TOTAL	31,666	35,990	33,194 MT



TOP 5 AFRICA COUNTRIES IMPORT VIETNAM PEPPER

BELLOW COLUMN CHART AND DATA SHOWS TOP 5 AFRICA COUNTRIES IMPORTED PEPPER FROM VIETNAM FIRST **6 MONTHS 2022**

In Africa, imports decreased by 26.54%, of which the largest decrease was in Egypt with a decrease of 56.8%, while exports to Algeria had a remarkable growth.

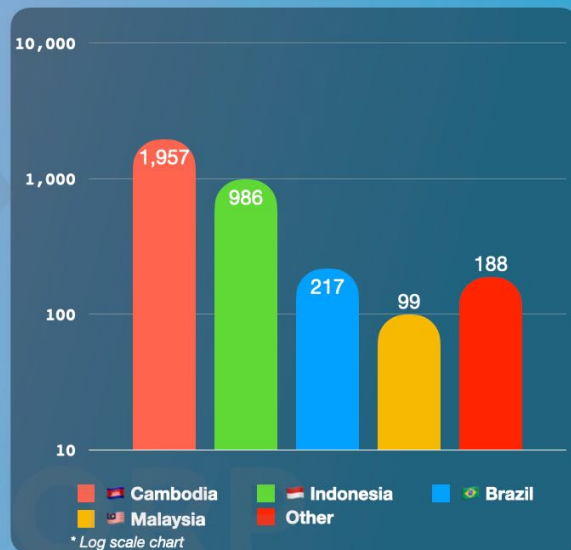


No	COUNTRY	6 MONTHS 2020	6 MONTHS 2021	6 MONTHS 2022
1	Egypt	6,674	3,811	1,645
2	South Africa	1,259	1,479	1,353
3	Senegal	1,822	1,107	994
4	Algeria	944	239	651
5	Gambia	765	608	559
	Others	2,158	1,871	1,494
	TOTAL	13,622	9,115	6,696

IMPORT OF PEPPER IN JUNE 2022

According to preliminary statistics of VPA, in June 2022, Vietnam imported 3,447 tons, of which black pepper reached 2,905 tons, white pepper reached 542 tons. Compared to the previous month, the import volume decreased by 40.0%, the turnover decreased by 42.2%.

No	Country	Total Value (\$)	Quantity (Mt)
1	 Cambodia	\$ 6,568,763	1,957
2	 Indonesia	\$ 4,650,281	986
3	 Brazil	\$ 887,050	217
4	 Malaysia	\$ 604,493	99
5	Other	\$ 974,959	188
	TOTAL	\$ 13,685,546	3,447



VIETNAM IMPORT PEPPER

JANUARY TO JUNE

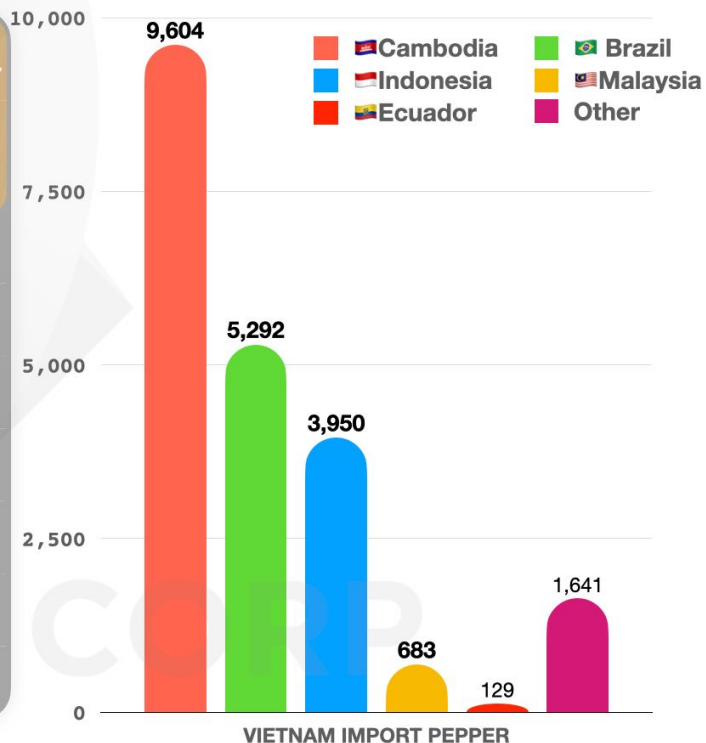
“ By the end of June 2022, Vietnam imported **21,299** tons, of which black pepper reached 18,045 tons, white pepper reached 3,254 tons, compared to the same period last year, the import volume increased by **25.9%**, equivalent to 4,378 tons.

Vietnam imported mainly from 🇰🇲 Cambodia, reaching **9,604** tons, up **148.4%**, 🇧🇷 Brazil reaching 5,292 tons, up 7.6% and from 🇮🇩 Indonesia reaching 3,950 tons, down 37.6%. Indonesia is the main supplier of white pepper to Vietnam with 3,031 tons, accounting for 93.1% of total white pepper imports. ”

VIETNAM IMPORT PEPPER

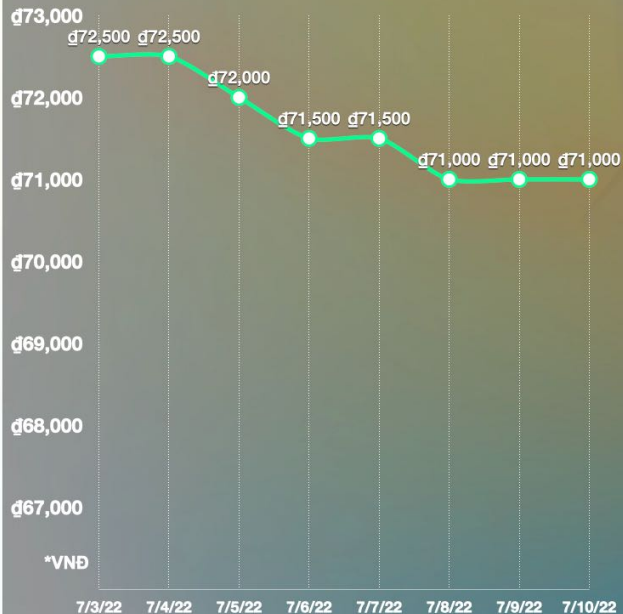
Bellow table shows pepper's quantity imported to Vietnam from January to June 2022

No	Countries	6 months 2020	6 months 2021	6 months 2022	% +/- 2022/2021
1	Cambodia	2,013	3,866	9,604	148,4 ▲
2	Brazil	5,802	4,916	5,292	7,6 ▲
3	Indonesia	5,528	6,332	3,950	-37,6 ▼
4	Malaysia	306	403	683	69,5 ▲
5	Ecuador	134	79	129	63,3 ▲
	Other	6,918	1,325	1,641	
	TOTAL	14,899	16,921	21,299	9.1 ▲



BLACK PEPPER PRICE CHART WEEK **28**

FROM **3RD** TO JULY **10TH**



Last week, the price **dropped** from 72,500 VND to 71,000 VND, equivalent to a **2% decreased**

FROM JAN 2022 - 10TH JUL 2022

VIETNAM BLACK PEPPER PRICE CHART

i Compared to the beginning of the year, pepper prices have had periods of up and down fluctuations. However, up to now, the price of pepper has decreased from VND 83,000 on January 1, 2022 to VND 71,000 on July 10, 2022, corresponding to a **decrease of 14.5%**

i The **main reason** for the price decrease is because **China almost did not import pepper from the Vietnam market in the past 1 year** due to the **Zero Covid** management policy (In previous years, China imported over 50,000 tons of pepper from Vietnam).



1/1 1/6 1/11 1/16 1/21 1/26 1/31 2/5 2/10 2/15 2/20 2/25 3/2 3/7 3/12 3/17 3/22 3/27 4/1 4/6 4/11 4/16 4/21 4/26 5/1 5/6 5/11 5/16 5/21 5/26 5/31 6/5 6/10 6/15 6/20 6/25 6/30 7/5 7/10

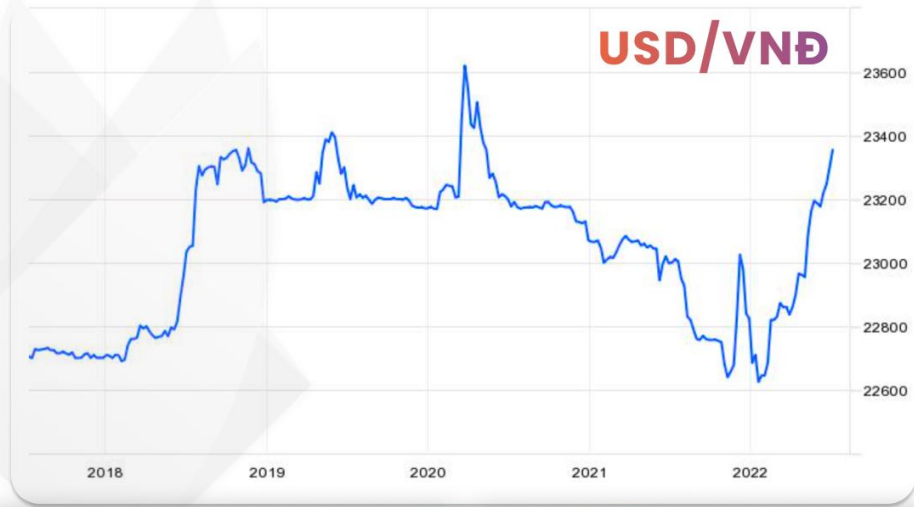
JAN

10TH JUL

VND

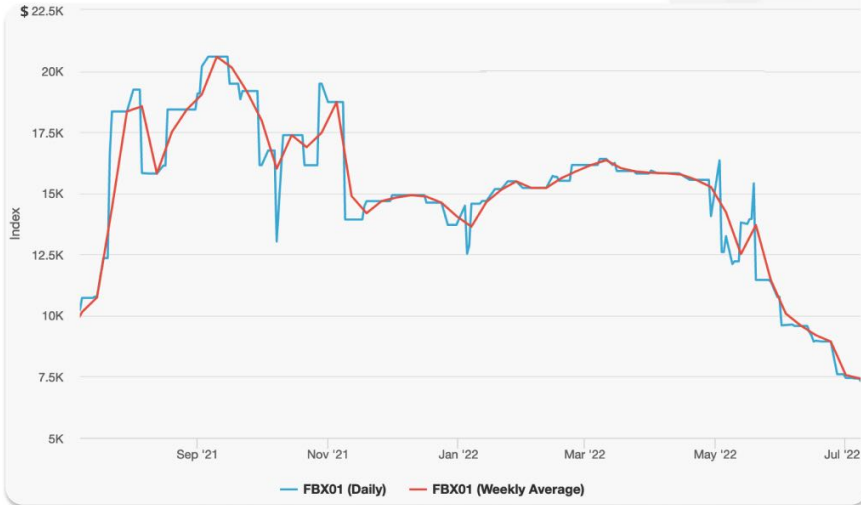
USD/VND RATE

One of the reasons why Vietnam's pepper price has fallen more recently comes from the **monetary factor**. VND has depreciated against USD about 1% in the past 1 month. The **downtrend** of VND is forecasted to continue **around 1%** until the end of 2022.



SHIPPING & FREIGHT

Sea freight rates down, Container availability better.



FBX01 index: Asia to West Coast ocean freight. last update: 8-July-2022

The **reduction in congestion** is likely helping to keep more capacity in rotation and, though the signs of growing inventories and dropping demand don't easily jive with still-strong volume projections, transpacific container rates are still falling (moderately) at a time they were already beginning to climb last year: Asia - US West Coast rates have fallen 17% so far in June, while rates climbed 11% in June 2021.

FBX measure the daily, 40FT container rates by freight forwarders for 12 main shipping routes through Asia, Europe, and the Americas. The rates include shipping prices and other fees but exclude taxes and port fees.



QUICK ASSESSMENT OF MAJOR IMPORT MARKETS



INDIA

Although the Indian Rupee fell 1% against the USD (78.84 INR/USD), Indian pepper prices remained stable this week.



INDONESIA

After 2 weeks of decline, Indonesian pepper prices stabilized this week as some areas in Lampung started the harvest season.



BRAZIL

Brazilian pepper prices tended to decrease during the past 2 weeks, then rebounded at the end of last week.



MALAYSIA

Malaysia's domestic and international trading pepper prices have been stable since mid-May 2022.



SRI LANKA

After two weeks very quiet, domestic Sri Lankan pepper prices showed an upward trend this week.

OTHERS SPICES

CINNAMON (CASSIA) / TURMERIC / STAR ANISE / GINGER



CASSIA



Cassia price tends to up due to rapid increase in demand from different market like EU/US/ASIA while the harvest is over.





EU STANDARDS

PTEXIM are now able to produce ground cassia / cassia broken with **low coumarin content** and guaranteed **lead content** below **2ppm** according to **European standards**.



3000 ppm



COUMARIN

CONTENT



2ppm

LEAD

CONTENT

STAR ANISE

Market all the same before last week. Star Anise Superior Autumn will be available on the market during September 2022.



PTEXIM CORP

OTHERS SPICES



CINNAMON (CASSIA) / TURMERIC / STAR ANISE / GINGER



GINGER

Please contact for further demand for Ginger Sliced/ Polished Ginger Finger...

TURMERIC



Please contact me for further demand for Turmeric Sliced/ Polished Turmeric Finger / Turmeric Powder



OFFER & UPDATING PEPPER PRICE

I would like to give you an indication price PEPPER, CASSIA, STAR ANISE, TURMERIC... based on NET FOB HCM as follows



WHOLE PEPPER

NO	ITEM	FOB (USD/MT)	EU MAINT PORT	NY/BAL
PINHEAD PEPPER				
1	PINHEAD < 1MM SUPER CLEANED	\$1,155	\$1,905	\$1,880
2	PINHEAD 1.5MM - 2MM CLEANED	\$1,458	\$2,208	\$2,183
3	PINHEAD 2MM - 2.5MM CLEANED	\$1,768	\$2,518	\$2,493
4	PINHEAD SUPERIOR QUALITY	\$2,123	\$2,873	\$2,848
5	LIGHT BERRIES TO EXTRA OIL (6-7% PIPERINE)	Please	Please	Please

WHOLE PEPPER

6	VBP 500 G/L FAQ	\$3,220	\$3,648	\$3,800
7	VBP 550 G/L FAQ	\$3,436	\$3,865	\$4,016
8	VBP 500 G/L Spiral Cleaned	\$3,514	\$3,943	\$4,094
9	VBP 550 G/L Spiral Cleaned	\$3,577	\$4,006	\$4,157
10	VBP 550 G/L Spiral Cleaned Pesticide	\$3,777	\$4,206	\$4,357
11	VBP 570 G/L ASTA	\$3,640	\$4,068	\$4,220
12	VBP 5MM Jumbo Size	\$3,750	\$4,178	\$4,330
13	White PEPPER 630 G/L DW	\$5,270	\$5,699	\$5,850
14	White PEPPER 630 G/L ASTA	\$5,315	\$5,743	\$5,895





STEAM STERILIZED PEPPER & PESTICIDE GUARANTEE EU COMPLIANCE

NO	ITEM	FOB (USD/MT)	EU MAINT PORT	NY/BAL
STEAM STERILIZED PINHEAD PEPPER				
1	Steam Sterilized Pinhead < 1MM	\$1,605	\$2,355	\$2,230
2	Steam Sterilized Pinhead 1.5MM - 2MM	\$1,908	\$2,658	\$2,533
3	Steam Sterilized Pinhead 2MM - 2.5MM	\$2,218	\$2,968	\$2,843
4	Steam Sterilized Pinhead Super Quality	\$2,573	\$3,323	\$3,198

STEAM STERILIZED LIGHT BERRIES PEPPER				
5	Steam Sterilized Black Pepper 250 G/L	\$3,836	\$4,586	\$4,431
6	Steam Sterilized Black Pepper 300 G/L	\$3,978	\$4,728	\$4,573
7	Steam Sterilized Black Pepper 350 G/L	\$4,025	\$4,775	\$4,620





STEAM STERILIZED PEPPER & PESTICIDE GUARANTEE EU COMPLIANCE

NO	ITEM	FOB (USD/MT)	EU MAINT PORT	NY/BAL
STEAM STERILIZED PEPPER				
8	Steam Sterilized Pepper 500G/L	\$3,736	\$4,164	\$4,236
9	Steam Sterilized Pepper 550G/L	\$3,863	\$4,292	\$4,363
10	Steam Sterilized Pepper 570G/L	\$3,927	\$4,355	\$4,427
11	Steam Sterilized Pepper 5MM	\$4,007	\$4,436	\$4,507
12	Steam Sterilized White Pepper 630G/L	\$5,694	\$6,123	\$6,194
STEAM STERILIZED PEPPER - EU COMPLIANCE				
13	Steam Sterilized Pepper 500G/L	\$3,916	\$4,344	\$4,416
14	Steam Sterilized Pepper 550G/L	\$4,043	\$4,472	\$4,543
15	Steam Sterilized Pepper 570G/L	\$4,107	\$4,535	\$4,607
16	Steam Sterilized Pepper 5MM	\$4,187	\$4,616	\$4,687
17	Steam Sterilized White Pepper 630G/L	\$5,874	\$6,303	\$6,374





STEAM STERILIZED PEPPER & PESTICIDE

GUARANTEE COUMARIN AS EU COMPLIANCE

ITEM	FOB	EU MAIN PORT	USA MAIN PORT
STEAM STERILIZED CASSIA POWDER 1 - 1.5% VO;	\$2,557	\$2,997	\$3,057
STEAM STERILIZED CASSIA POWDER 2% VO;	\$2,998	\$3,438	\$3,498
STEAM STERILIZED CASSIA POWDER 2.5% VO;	\$3,219	\$3,659	\$3,719



CASSIA (CINNAMON)



NO	ITEM	FOB (USD/MT)	NOTE
1	WHOLE CASSIA;	\$3,632	>4% VO
2	CASSIA SPLIT;	\$2,970	>4% VO
3	CASSIA BROKEN CLEANED 2% VO;	\$2,298	>2% VO
4	CASSIA BROKEN CLEANED 2.5% VO;	\$2,519	>2.5% VO
5	CASSIA BROKEN CLEANED 3% VO;	\$2,739	>3% VO
6	CASSIA BROKEN CLEANED 3.5% VO;	\$3,180	>3.5% VO
7	CASSIA BROKEN CLEANED 4% VO;	\$4,063	>4% VO
8	CASSIA STICK CUT 6 - 10CM - ROLLED 90%;	\$5,441	>4% VO
9	CASSIA CIGARETTE LONG STICK	\$5,265	>4% VO
10	CASSIA POWDER 1 - 1.5% VO;	\$1,857	1-1.5% VO
11	CASSIA POWDER 2% VO;	\$2,298	2% VO
12	CASSIA POWDER 2.5% VO;	\$2,519	2.5% VO
13	CASSIA POWDER 3% VO;	\$2,872	3% VO
CASSIA GUARANTEE LEAD CONTENT AS EU COMPLIANCE			
14	CASSIA BROKEN CLEANED 2.2% - 2.4% VO;	\$2,995	>2% VO
15	CASSIA POWDER 2 - 2.2% VO;	\$2,995	>2% VO

STAR ANISE



NO	ITEM	FOB (USD/MT)	NOTE
14	STAR ANISE SUPERIOR;	\$9,280	2.5cm, 80% up
15	STAR ANISE STANDARD;	\$8,398	2.0cm, 80% up



TURMERIC



NO	ITEM	FOB (USD/MT)
16	TURMERIC FINGER;	\$1,674
17	POLISHED TURMERIC FINGER;	\$1,943
18	TURMERIC POWDER;	\$1,495
19	TURMERIC SLICE SUN DRIED;	\$1,674
20	WASHED TURMERIC SLICE SUN DRIED;	\$1,719
21	TURMERIC SLICE MACHINE DRIED;	\$1,674

GINGER



NO	ITEM	FOB (USD/MT)
22	GINGER POWDER	\$2,390
23	GINGER SLICED	\$2,301
24	POLISHED GINGER FINGER	\$2,301



CASSIA STEAM STERILIZED PESTICIDE GUARANTEE

NO	ITEM	FOB (USD/ MT)	EU MAINT PORT	NY/BAL
1	STEAM STERILIZED CASSIA BROKEN 2% VO;	\$2,898	\$3,545	\$3,633
2	STEAM STERILIZED CASSIA BROKEN 2.5% VO;	\$3,119	\$3,766	\$3,854
3	STEAM STERILIZED CASSIA BROKEN 3% VO;	\$3,339	\$3,986	\$4,074
4	STEAM STERILIZED CASSIA BROKEN 3.5% VO;	\$3,780	\$4,428	\$4,516
5	STEAM STERILIZED CASSIA BROKEN 4% VO;	\$4,663	\$5,310	\$5,398
6	STEAM STERILIZED CASSIA POWDER 1-1.5% VO;	\$2,457	\$2,897	\$2,957
7	STEAM STERILIZED CASSIA POWDER 2% VO;	\$2,898	\$3,338	\$3,398
8	STEAM STERILIZED CASSIA POWDER 2.5% VO;	\$3,119	\$3,559	\$3,619
9	STEAM STERILIZED CASSIA POWDER 3% VO;	\$3,472	\$3,912	\$3,972





IPEPPER POWDER PESTICIDE GUARANTEE

ITEM	(USD/MT)
GROUND STEAM STERILIZED BLACK PEPPER	
- Half Cracked HTST black pepper;	\$5,157
- Granulate HTST black pepper;	\$5,060
- Coarse HTST black pepper 12 -> 14# ;	\$4,819
- Table HTST black pepper 18 -> 28# ;	\$4,777
- Fine HTST black pepper 30 -> 34# ;	\$4,736
- Ground HTST black pepper 40 -> 100# ;	\$4,610
GROUND STEAM STERILIZED WHITE PEPPER	
- Half Cracked HTST White Pepper;	\$7,488
- Granulate HTST white pepper;	\$7,346
- Coarse HTST white pepper 12 -> 14# ;	\$7,132
- Table HTST white pepper 18 -> 28# ;	\$7,070
- Fine HTST white pepper 30 -> 34# ;	\$7,008
- Ground HTST white pepper 40 -> 100# ;	\$6,822



Pepper's Market Report

MONTHLY - JUNE

Week 28



PTEXIM CORP

THANK YOU!

Please do not hesitate to send me if you have any further request.

Hien, Nguyen Vu

CEO

A: 43 Street 17, Quarter 5, An Phu Ward, Thu Duc City, Ho Chi Minh City, VN

M: +84 902 222 295

E: spices@ptexim.com.vn | hiennv@ptexim.com.vn

PTEXIM CERTIFICATE



RAINFOREST ALLIANCE



USDA ORGANIC Available during 2022



PTEXIM FACTORY



1. WHOLE SPICES FACTORY (Address : Daklak Province, VN)



2. FOOD FACTORY (Address : Ba-Ria Vung Tau Province, VN)

www.ptexim.com.vn