



**PTEXIM CORP**

# MONTHLY REPORT

AN INSIGHT BLACK PEPPER'S MARKET REPORT  
BY PTEXIM RESEARCH



**WEEK**  
**37**



# CASSIA

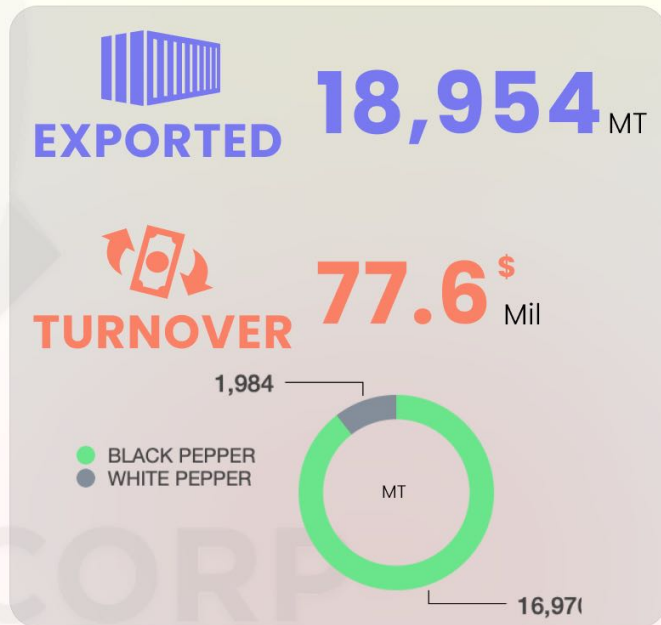
Ptexim became an official member of **Binh An Organic Cinnamon Cooperative.**



# INSIGHT OF EXPORTING PEPPER VIETNAM

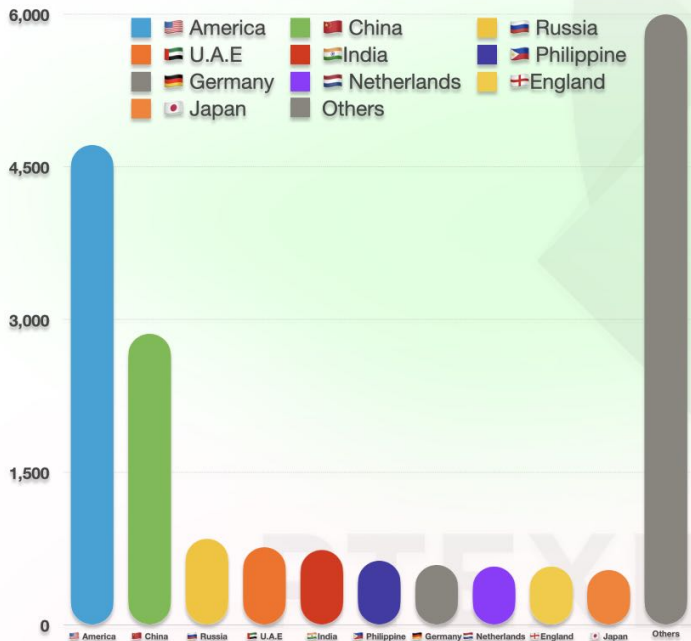
## AUGUST - 2022

**A**ccording to preliminary statistics of VPA, in August 2022, Vietnam exported 18,954 tons, of which black pepper reached 16,970 tons, white pepper reached 1,984 tons. Total export turnover reached 77.6 million USD, black pepper reached 66.3 million USD, white pepper reached 11.3 million USD. Compared to July, **export volume increased by 1.8%** but **turnover decreased by 1.2%**. The US was the biggest importer of pepper in the month with 4,715 tons. Notably, China's imports increased by 133% month-on-month to 2,859 tons.



# INSIGHT OF EXPORTING PEPPER VIETNAM

## AUGUST - 2022




No.	Country	Quantity	Value
	<b>America</b>	4,715	\$ 23,087,888
1	<b>China</b>	2,859	\$ 5,333,591
2	<b>Russia</b>	846	\$ 3,190,537
3	<b>U.A.E</b>	760	\$ 3,109,134
4	<b>India</b>	737	\$ 3,123,011
5	<b>Philippine</b>	629	\$ 2,176,700
6	<b>Germany</b>	589	\$ 3,075,735
7	<b>Netherlands</b>	572	\$ 2,737,716
8	<b>England</b>	571	\$ 2,781,998
9	<b>Japan</b>	537	\$ 2,616,132
10	<b>Others</b>	6,139	\$ 26,397,149
<b>TOTAL</b>		<b>18,954</b>	<b>\$ 77,629,591</b>

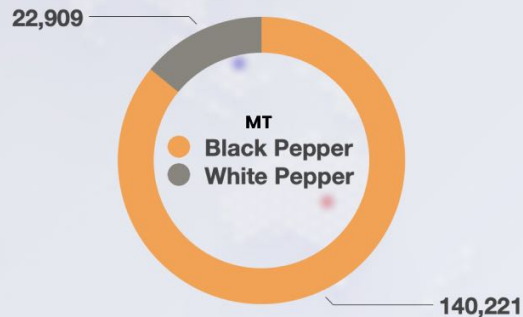


# EXPORTING PEPPER FROM JAN TO AUGUST 2022

Progressively from the beginning of the year to the end of August 2022, Vietnam exported 163,130 tons of pepper, black pepper reached 140,221 tons, white pepper reached 22,909 tons. Total export turnover reached 725 million USD, black pepper reached 589.3 million USD, white pepper reached 135.7 million USD. Compared to the same period last year, **export volume decreased by 18.3% or 36,638 tons** (black pepper decreased by 37,410 tons, white pepper increased by 772 tons), **export turnover increased by 9%**, equivalent to 59.9 million

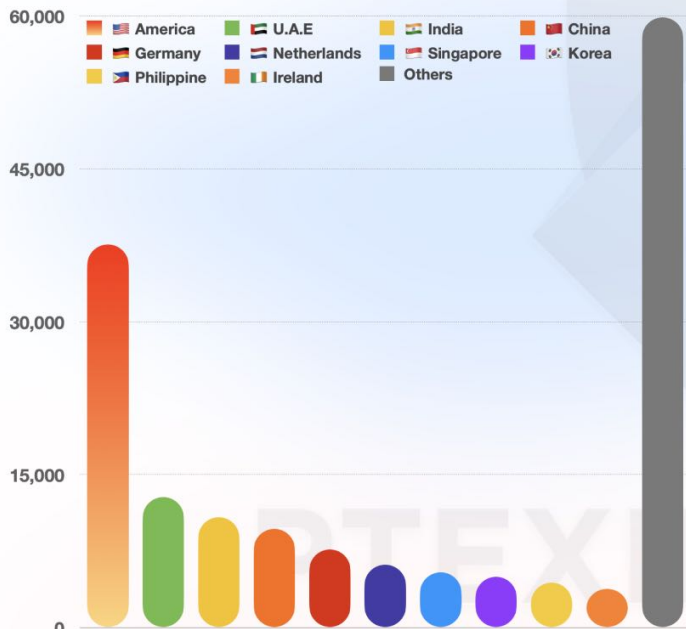
  
**EXPORTED** **163,130** MT

  
**TURNOVER** **725** \$ Mil



# INSIGHT OF EXPORTING PEPPER VIETNAM **JAN TO AUG 2022**

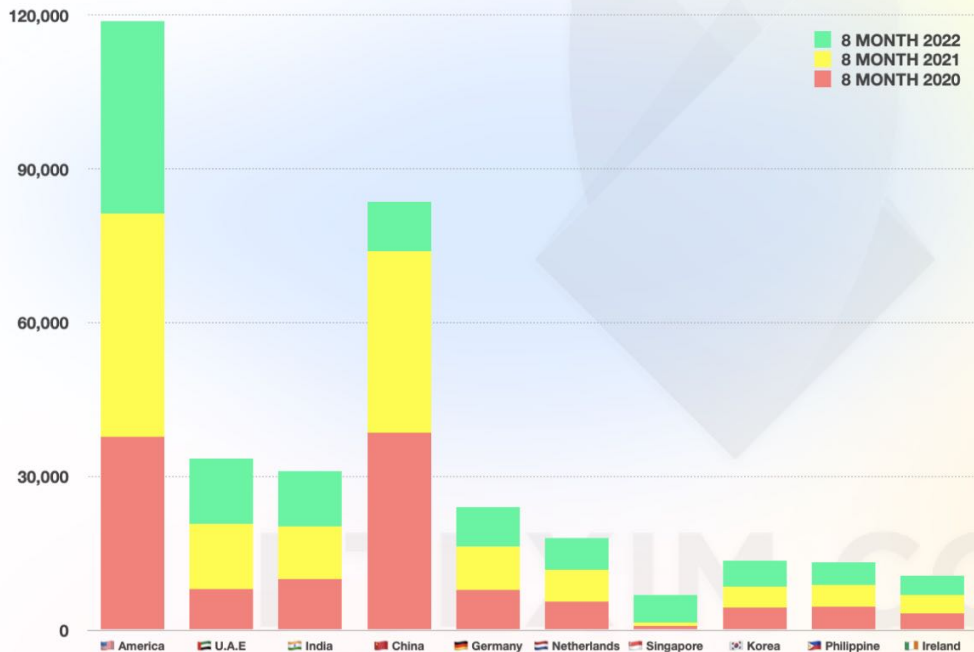
## **TOP 10** VIETNAM'S PEPPER EXPORTING MARKET



No	Country	Quantity (MT)
1	America	37,560
2	U.A.E	12,790
3	India	10,821
4	China	9,695
5	Germany	7,657
6	Netherlands	6,144
7	Singapore	5,430
8	Korea	4,972
9	Philippine	4,400
10	Ireland	3,812
	Others	59,849
	<b>TOTAL</b>	<b>163,130</b>

# TOP 10 VIETNAM'S PEPPER EXPORTING MARKET

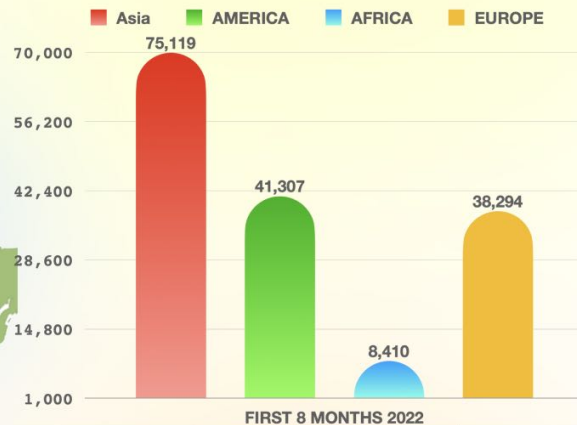
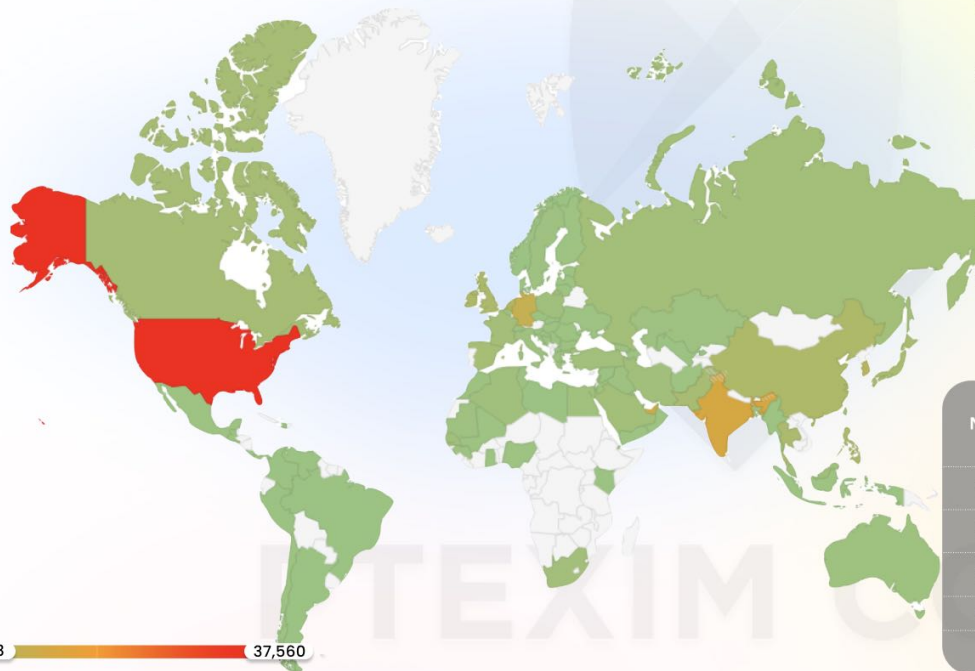
## JAN TO AUGUST PERIOD 2020 - 2022



No	COUNTRY	8 MONTH 2020	8 MONTH 2021	8 MONTH 2022
1	America	37,801	43,555	37,560
2	U.A.E	8,046	12,727	12,790
3	India	9,921	10,280	10,821
4	China	38,509	35,444	9,695
5	Germany	7,935	8,377	7,657
6	Netherlands	5,530	6,247	6,144
7	Singapore	888	556	5,430
8	Korea	4,420	4,168	4,972
9	Philippine	4,597	4,212	4,400
10	Ireland	3,238	3,632	3,812

# COUNTRIES IMPORT VIETNAM PEPPER BY MAP CHART

## CONTINENT IMPORT VIETNAM PEPPER **FIRST 8 MONTHS** 2022 PERIOD



FIRST 8 MONTHS 2022				
No	Countries	FIRST 8 MONTHS 2020	FIRST 8 MONTHS 2021	FIRST 8 MONTHS 2022
1	ASIA	104,354	97,808	75,119
2	AMERICA	41,611	47,866	41,307
3	AFRICA	15,774	10,605	8,410
5	EUROPE	41,654	43,489	38,294
TOTAL		203,393	199,768	163,130



# EXPORTING PEPPER FROM JANUARY TO AUGUST 2022

The US continues to be Vietnam's largest pepper export market, 8 months the US imported 37,560 tons, **down 13.8%** over the same period. For the whole of the Americas, imports decreased by 13.7%.

Exports to Europe **decreased by 11.9%** and fell mostly in major markets Germany, Netherlands, UK, Russia, France, Turkey.

Egypt is still Vietnam's main export market in Africa, reaching 2,110 tons, however, Egypt's imports **decreased by 51.4%** over the same period. In general, exports to Africa decreased by 20.7%. Main import markets for white pepper: USA: 3,664 tons, Germany: 3,188 tons, Netherlands: 2,263 tons, Thailand: 1,541 tons, China: 1,393 tons.

In Asia, exports **increased** in some important markets such as UAE, India, Singapore, South Korea, the Philippines, and Japan, but fell sharply in China (down 72.6% to 9,695 tons compared to the same period, last year import volume of 35,444 tons in the same period).

# TOP 10 EUROPE COUNTRIES IMPORT VIETNAM PEPPER

BELLOW CHART SHOWS TOP 10  EUROPE COUNTRIES IMPORTED PEPPER FROM VIETNAM **8 MONTHS 2022**

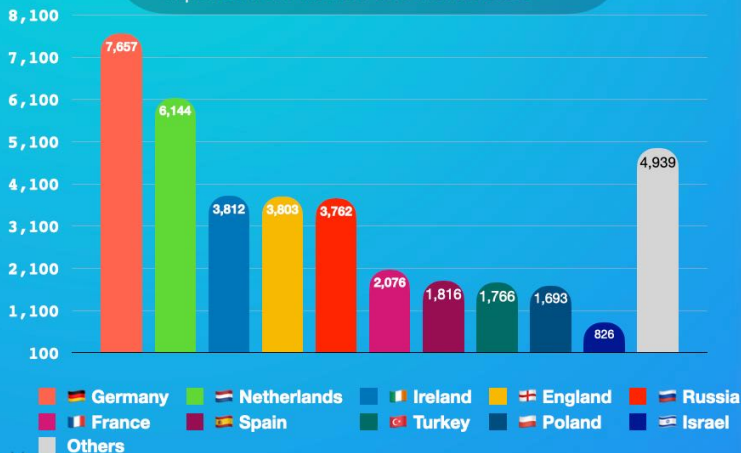
*Exports to Europe decreased by 11.9% and fell mostly in major markets Germany, Netherlands, UK, Russia, France, Turkey.*



## 38,294<sup>MT</sup>

### PEPPER

imported from Vietnam of 8 months 2022



## CHANGE

## -5,195<sup>MT</sup>

## % CHANGE

## -11.95%

compared with 2021



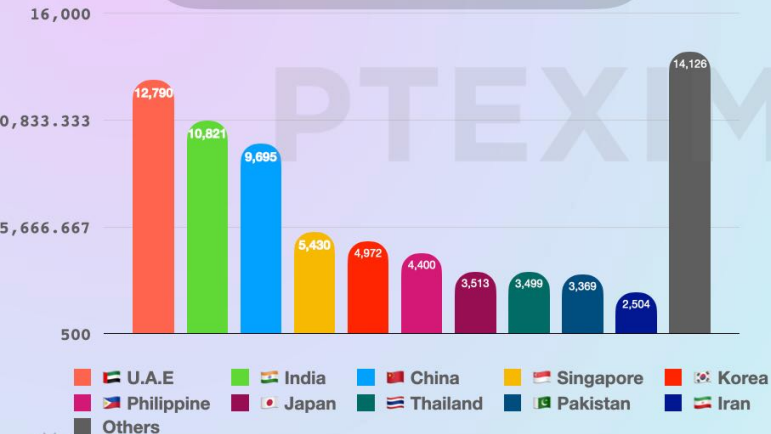
No	COUNTRY	8 MONTHS 2020	8 MONTHS 2021	8 MONTHS 2022
1	 Germany	7,935	8,377	7,657
2	 Netherlands	5,530	6,247	6,144
3	 Ireland	3,238	3,632	3,812
4	 England	3,822	4,235	3,803
5	 Russia	4,016	4,034	3,762
6	 France	2,717	3,718	2,076
7	 Spain	2,037	1,817	1,816
8	 Turkey	2,656	3,388	1,766
9	 Poland	2,493	1,856	1,693
10	 Israel	1,444	964	826
	Others	5,766	5,221	4,939
	<b>TOTAL</b>	<b>41,654</b>	<b>43,489</b>	<b>38,294</b> <sup>MT</sup>



# TOP 10 ASIA COUNTRIES IMPORT VIETNAM PEPPER

BELLOW COLUMN CHART AND DATA SHOWS TOP 10 ASIA COUNTRIES IMPORTED PEPPER FROM VIETNAM **8 MONTHS 2022**

In Asia, exports increased in some important markets such as UAE, India, Singapore, South Korea, the Philippines, and Japan, but fell sharply in China (down 72.6% to 9,695 tons compared to the same period, last year import volume of 35,444 tons in the same period).



**CHANGE**

**-22,689 MT**

**% CHANGE**

**-23.20%**

compared with 2021

No	COUNTRY	8 MONTHS 2020	8 MONTHS 2021	8 MONTHS 2022
1	U.A.E	8,046	12,727	<b>12,790</b>
2	India	9,921	10,280	<b>10,821</b>
3	China	38,509	35,444	<b>9,695</b>
4	Singapore	888	556	<b>5,430</b>
5	Korea	4,420	4,168	<b>4,972</b>
6	Philippine	4,597	4,212	<b>4,400</b>
7	Japan	2,451	2,265	<b>3,513</b>
8	Thailand	4,075	3,024	<b>3,499</b>
9	Pakistan	8,082	9,297	<b>3,369</b>
10	Iran	2,422	2,925	<b>2,504</b>
	<b>Others</b>	20,943	12,910	<b>14,126</b>
	<b>TOTAL</b>	<b>104,354</b>	<b>97,808</b>	<b>75,119</b>

# TOP 5 AMERICAN COUNTRIES IMPORT VIETNAM PEPPER

BELLOW COLUMN CHART AND DATA SHOWS TOP 5 AMERICAN COUNTRIES IMPORTED PEPPER FROM VIETNAM FIRST **8 MONTHS 2022**

The US continues to be Vietnam's largest pepper export market, 8 months the US imported 37,560 tons, down 13.8% over the same period. For the whole of the Americas, imports decreased by 13.7%.



**41,307** MT

**PEPPER**

imported from Vietnam of 8 months 2022

**CHANGE**

**-6,559** MT



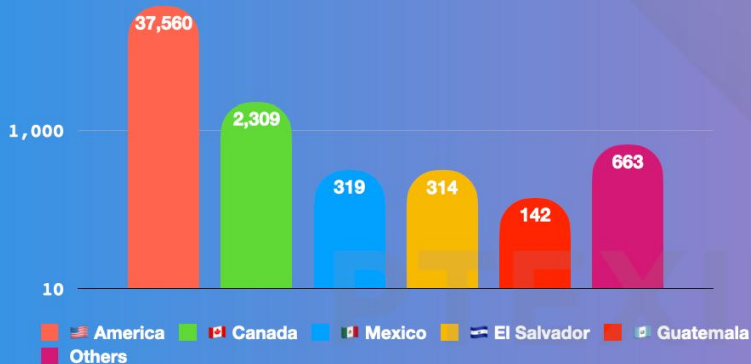
**% CHANGE**

**-13.70%**



compared with 2021

100,000\*



■ America ■ Canada ■ Mexico ■ El Salvador ■ Guatemala  
■ Others

\* Log scale chart

No	COUNTRY	8 MONTHS 2020	8 MONTHS 2021	8 MONTHS 2022
1	America	37,801	43,555	37,560
2	Canada	1,891	2,372	2,309
3	Mexico	672	638	319
4	El Salvador		217	314
5	Guatemala	139	255	142
	Others	1,108	829	663
	<b>TOTAL</b>	<b>41,611</b>	<b>47,866</b>	<b>41,307</b> MT



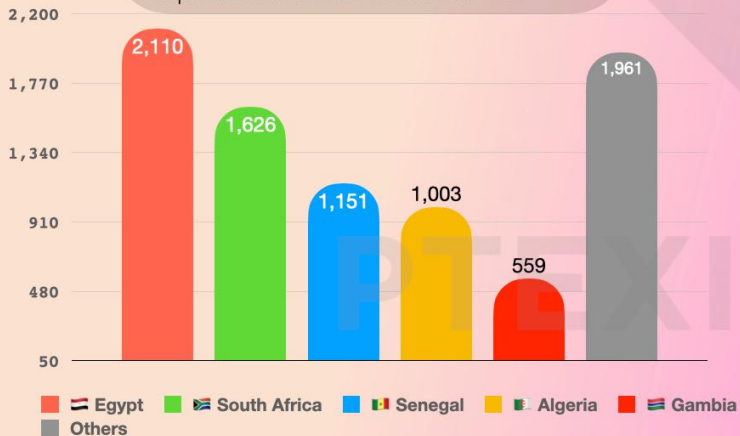
# TOP 5 AFRICA COUNTRIES IMPORT VIETNAM PEPPER

BELLOW COLUMN CHART AND DATA SHOWS TOP 5 AFRICA COUNTRIES IMPORTED PEPPER FROM VIETNAM FIRST **8 MONTHS 2022**

Egypt is still Vietnam's main export market in Africa, reaching 2,110 tons, however, Egypt's imports decreased by 51.4% over the same period. In general, exports to Africa decreased by 20.7%.



imported from Vietnam of 8 months 2022



**CHANGE**

**-2,195 MT**



**% CHANGE**

**-20.70%**



compared with 2021

No	COUNTRY	8 MONTHS 2020	8 MONTHS 2021	8 MONTHS 2022
1	Egypt	7,382	4,340	2,110
2	South Africa	1,853	1,892	1,626
3	Senegal	1,903	1,191	1,151
4	Algeria	944	320	1,003
5	Gambia	900	758	559
Others		2,792	2,104	1,961
<b>TOTAL</b>		<b>15,774</b>	<b>10,605</b>	<b>8,410</b>

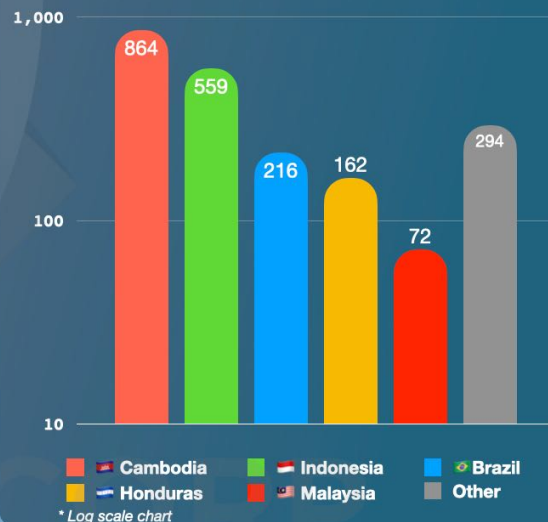




# IMPORT OF PEPPER IN AUGUST 2022

According to preliminary statistics of VPA, in August 2022, Vietnam imported 2,167 tons, of which black pepper reached 1,935 tons, white pepper reached 232 tons. Compared to the previous month, the import volume decreased by 51.3%, the turnover decreased by 49.8%. Cambodia, Brazil and Indonesia continue to be the three main suppliers to Vietnam, accounting for 72% of the market share.

No	Country	Total Value (\$)	Quantity (Mt)
1	 Cambodia	\$ 2,829,631	864
2	 Indonesia	\$ 2,704,258	559
3	 Brazil	\$ 839,671	216
4	 Honduras	\$ 627,750	162
5	 Malaysia	\$ 423,448	72
6	Other	\$ 1,270,277	294
TOTAL		\$ 8,695,035	2,167



# VIETNAM IMPORT PEPPER




## JANUARY TO AUGUST

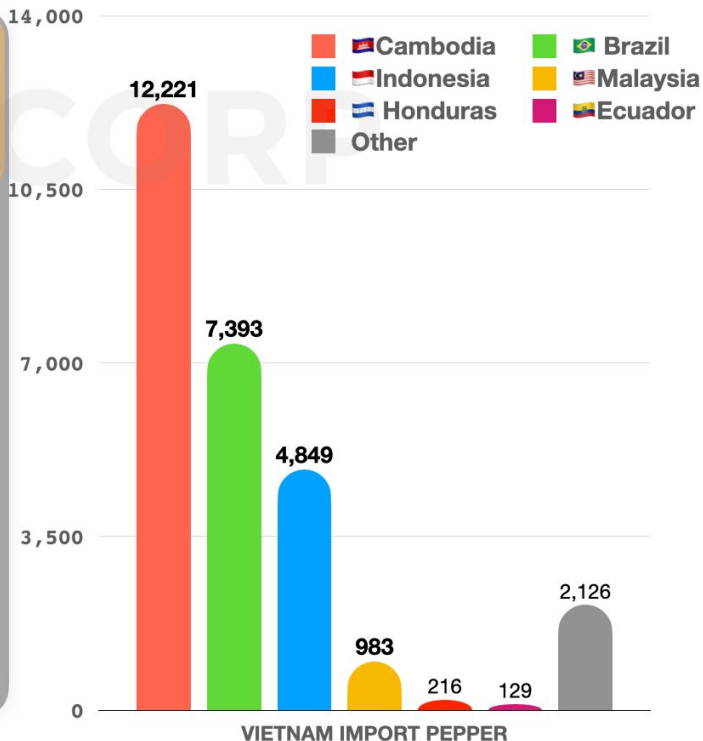
“End of August 2022, Vietnam imported **27,917** tons, of which black pepper reached 24,293 tons, white pepper reached 3,624 tons, compared to the same period last year, the import volume increased by **44.9%** equivalent to 8,645 tons.

🇰🇹 Cambodia, 🇧🇷 Brazil and 🇮🇩 Indonesia continue to be the three main suppliers of pepper to Vietnam, reaching **24,463** tons, the total import volume from these three markets accounted for 87.6%, of which imports from Cambodia reached 12,221 tons an increase 168%, Brazil reached 7,393 tons, up 34.8%, Indonesia reached 4,898 tons, down 31.3%. ”

# VIETNAM IMPORT PEPPER

Bellow table shows pepper's quantity imported to Vietnam from January to August 2022

No	Countries	8 months 2020	8 months 2021	8 months 2022	% +/- 2022/2021
1	 Cambodia	2,538	4,560	12,221	168 ▲
2	 Brazil	7008	5,486	7,393	34,8 ▲
3	 Indonesia	7,000	7,060	4,849	-31,3 ▼
4	 Malaysia	400	514	983	91,2 ▲
5	 Honduras			216	100 ▲
6	 Ecuador	215	79	129	63,3 ▲
	Other	2,160	1,573	2,126	
	<b>TOTAL</b>	<b>19,321</b>	<b>19,272</b>	<b>27,917</b>	<b>44,9 ▲</b>



## Prices drop slightly at the weekend



- The market corrected down 1.4% in this week.
- Although China and Europe have returned to buy raw material, in general demand is still quite slow in the EU / US / ASIA / AFRICA... market.

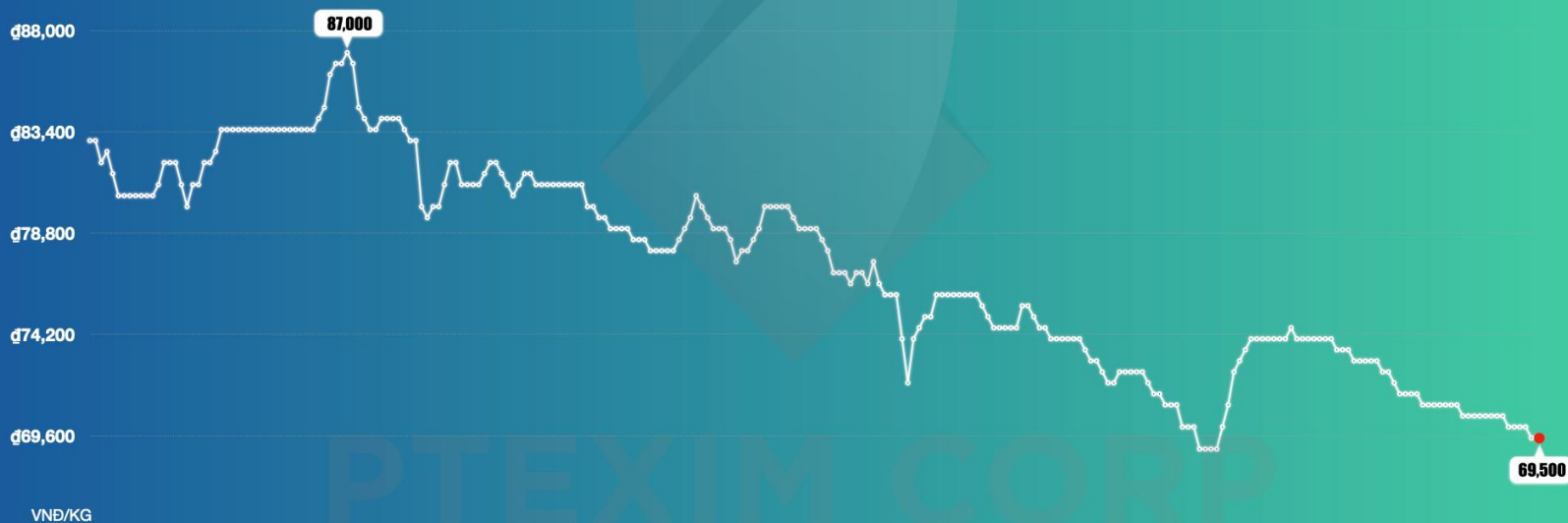
# FROM JAN 2022 - 11<sup>ST</sup> SEP 2022

## VIETNAM BLACK PEPPER PRICE CHART

❗ Experiencing 8 months of turmoil such as the Covid blockade from China, the wars of Russia and Ukraine, the energy crisis, inflation around the world, currencies of many countries continuously depreciating ... have made pepper prices

**fall 16%** compared to the beginning of 2022.

❗ 2022 is still 4 months and we will wait and see if the price of pepper will prosper in the near future or not.



1/1 1/7 1/13 1/19 1/25 1/31 2/6 2/12 2/18 2/24 3/2 3/8 3/14 3/20 3/26 4/1 4/7 4/13 4/19 4/25 5/1 5/7 5/13 5/19 5/25 5/31 6/6 6/12 6/18 6/24 6/30 7/6 7/12 7/18 7/24 7/30 8/5 8/11 8/17 8/23 8/29 9/4 9/10

JAN

11<sup>ST</sup> SEP





# SHIPPING & FREIGHT

## Transpacific ocean rates continued their decline this week



FBX01 index: **Asia to West Coast ocean freight**. last update: 12-SEP-2022

① FBX measure the daily, 40FT container rates by freight forwarders for 12 main shipping routes through Asia, Europe, and the Americas. The rates include shipping prices and other fees but exclude taxes and port fees.

This decrease reflects falling demand for freight, both because of excess inventories among some importers as inflation reduces spending among some consumers and others shift to other types of goods and to services as the pandemic recedes, and because many retailers pulled peak season orders earlier in the year to avoid delays.



# SHIPPING & FREIGHT

Transpacific ocean rates continued their decline this week



At the same time, **easing backlogs and congestion** at **LA/Long Beach** are keeping more vessels moving as **opposed to sitting in the bay, increasing available capacity** and also **pushing rates down** on this lane. Much of that congestion, however, has shifted to East Coast and Gulf ports and is likely a factor keeping Asia - US East Coast rates from falling as dramatically as rates to the West Coast.



**Asia – N. Europe** rates also **fell sharply this week** and at \$7,845/FEU are now about 25% lower than the level held from May to early August. As volumes on this lane continue to slump, carriers have begun to blank sailings in an attempt to keep ships full.

# VND

## USD/VND RATE

The Vietnamese Dong is expected to trade at 23522.70 by the end of this quarter, according to Trading Economics global macro models and analysts expectations. Looking forward, we estimate it to trade at 23743.13 in 12 months time.

The State Bank of Vietnam **opens Credit Room, more money is provided** to the market, the amount of capital participating in the **active purchase and sale of agricultural products** will create a **driving force for the liquidity** of the pepper market.

US Dollar Vietnamese Dong 23515.0 -27.0 (-0.11%)

USD/VND









# EU STANDARDS

**PTEXIM** are now able to produce ground cassia / cassia broken with **low coumarin content** and guaranteed **lead content** below **2ppm** according to **European standards**.



**3000 ppm**



**COUMARIN**

**CONTENT**



**2ppm**

**LEAD**

**CONTENT**



# STAR ANISE

**P**rices last week were relatively **stable** after a long hot rise due to a sudden spike in demand from China and Europe/US.

We can offer Star anised with premium quality and ensure European standards for Pesticide/ Anthraquinone/ PAH... etc



# STAR ANISEED





# OTHERS SPICES

CINNAMON (CASSIA) / TURMERIC / STAR ANISE / GINGER



## GINGER

Please contact for further demand for Ginger Sliced/ Polished Ginger Finger...

## TURMERIC



Please contact me for further demand for Turmeric Sliced/ Polished Turmeric Finger / Turmeric Powder ....



# OFFER & UPDATING PEPPER PRICE

I would like to give you an indication price PEPPER, CASSIA, STAR ANISE, TURMERIC... based on NET FOB HCM as follows



## WHOLE PEPPER

NO	ITEM	FOB (USD/MT)	EU MAINT PORT	NY/BAL
PINHEAD PEPPER				
1	PINHEAD < 1MM SUPER CLEANED	\$1,150	\$1,713	\$1,625
2	PINHEAD 1.5MM - 2MM CLEANED	\$1,452	\$2,015	\$1,927
3	PINHEAD 2MM - 2.5MM CLEANED	\$1,761	\$2,324	\$2,236
4	PINHEAD SUPERIOR QUALITY	\$2,115	\$2,677	\$2,590
5	LIGHT BERRIES TO EXTRA OIL (6-7% PIPERINE)	Please Contact	Please Contact	Please Contact

## WHOLE PEPPER

6	VBP 500 G/L FAQ	\$3.140	\$3.461	\$3.520
7	VBP 550 G/L FAQ	\$3.352	\$3.673	\$3.732
8	VBP 500 G/L Spiral Cleaned	\$3.428	\$3.750	\$3.808
9	VBP 550 G/L Spiral Cleaned	\$3.489	\$3.811	\$3.869
10	VBP 550 G/L Spiral Cleaned Pesticide	\$3.689	\$4.011	\$4.069
11	VBP 570 G/L ASTA	\$3.550	\$3.872	\$3.930
12	VBP 5MM Jumbo Size	\$3.657	\$3.979	\$4.037
13	White PEPPER 630 G/L DW	\$5.115	\$5.437	\$5.495
14	White PEPPER 630 G/L ASTA	\$5.160	\$5.481	\$5.540





# STEAM STERILIZED PEPPER & PESTICIDE GUARANTEE EU COMPLIANCE

NO	ITEM	FOB (USD/MT)	EU MAINT PORT	NY/BAL
<b>STEAM STERILIZED PINHEAD PEPPER</b>				
1	Steam Sterilized Pinhead < 1MM	\$1.600	\$2.163	\$2.075
2	Steam Sterilized Pinhead 1.5MM - 2MM	\$1.902	\$2.465	\$2.377
3	Steam Sterilized Pinhead 2MM - 2.5MM	\$2.211	\$2.774	\$2.686
4	Steam Sterilized Pinhead Super Quality	\$2.565	\$3.127	\$3.040
<b>STEAM STERILIZED LIGHT BERRIES PEPPER</b>				
5	Steam Sterilized Black Pepper 250 G/L	\$3.820	\$4.382	\$4.272
6	Steam Sterilized Black Pepper 300 G/L	\$3.961	\$4.523	\$4.413
7	Steam Sterilized Black Pepper 350 G/L	\$4.008	\$4.571	\$4.460







# STEAM STERILIZED PEPPER & PESTICIDE GUARANTEE EU COMPLIANCE

NO	ITEM	FOB (USD/MT)	EU MAINT PORT	NY/BAL
<b>STEAM STERILIZED PEPPER</b>				
8	Steam Sterilized Pepper 500G/L	\$3.647	\$3.969	\$4.027
9	Steam Sterilized Pepper 550G/L	\$3.771	\$4.093	\$4.151
10	Steam Sterilized Pepper 570G/L	\$3.833	\$4.155	\$4.213
11	Steam Sterilized Pepper 5MM	\$3.912	\$4.234	\$4.292
12	Steam Sterilized White Pepper 630G/L	\$5.532	\$5.853	\$5.912
<b>STEAM STERILIZED PEPPER - EU COMPLIANCE</b>				
13	Steam Sterilized Pepper 500G/L	\$3.827	\$4.149	\$4.207
14	Steam Sterilized Pepper 550G/L	\$3.951	\$4.273	\$4.331
15	Steam Sterilized Pepper 570G/L	\$4.013	\$4.335	\$4.393
16	Steam Sterilized Pepper 5MM	\$4.092	\$4.414	\$4.472
17	Steam Sterilized White Pepper 630G/L	\$5.712	\$6.033	\$6.092





## STEAM STERILIZED PEPPER & PESTICIDE

### GUARANTEE COUMARIN AS EU COMPLIANCE

ITEM	FOB	EU MAIN PORT	USA MAIN PORT
STEAM STERILIZED CASSIA POWDER 1 - 1.5% VO;	\$2.557	\$2.877	\$2.937
STEAM STERILIZED CASSIA POWDER 2% VO;	\$2.998	\$3.318	\$3.378
STEAM STERILIZED CASSIA POWDER 2.5% VO;	\$3.219	\$3.539	\$3.599



PHUC THINH EXPORT IMPORT INVESTMENT CORPORATION (PTEXIM CORP)

Add : 43, Street 17, An Phu Ward, District 2, Thu Duc City, HOCHIMINH City, Vietnam.

# CASSIA (CINNAMON)



NO	ITEM	FOB (USD/MT)	NOTE
1	WHOLE CASSIA;	\$3.632	>4% VO
2	CASSIA SPLIT;	\$3.014	>4% VO
3	CASSIA BROKEN CLEANED 2% VO;	\$2.298	>2% VO
4	CASSIA BROKEN CLEANED 2.5% VO;	\$2.519	>2.5% VO
5	CASSIA BROKEN CLEANED 3% VO;	\$2.739	>3% VO
6	CASSIA BROKEN CLEANED 3.5% VO;	\$3.180	>3.5% VO
7	CASSIA BROKEN CLEANED 4% VO;	\$4.063	>4% VO
8	CASSIA STICK CUT 6 - 10CM - ROLLED 90%;	\$5.441	>4% VO
9	CASSIA CIGARETTE LONG STICK	\$5.177	>4% VO
10	CASSIA POWDER 1 - 1.5% VO;	\$1.857	1-1.5% VO
11	CASSIA POWDER 2% VO;	\$2.298	2% VO
12	CASSIA POWDER 2.5% VO;	\$2.519	2.5% VO
13	CASSIA POWDER 3% VO;	\$2.872	3% VO

## CASSIA GUARANTEE LEAD CONTENT AS EU COMPLIANCE

14	CASSIA BROKEN CLEANED 2.2% - 2.4% VO;	\$2,995	>2% VO
15	CASSIA POWDER 2 - 2.2% VO;	\$2,995	>2% VO

# STAR ANISE



NO	ITEM	FOB (USD/MT)	NOTE
14	STAR ANISE SUPERIOR;	\$11.045	2.5cm, 80% up
15	STAR ANISE STANDARD;	\$9.942	2.0cm, 80% up





# TURMERIC



NO	ITEM	FOB (USD/MT)
16	TURMERIC FINGER;	\$1.674
17	POLISHED TURMERIC FINGER;	\$1.943
18	TURMERIC POWDER;	\$1.495
19	TURMERIC SLICE SUN DRIED;	\$1.674
20	WASHED TURMERIC SLICE SUN DRIED;	\$1.719
21	TURMERIC SLICE MACHINE DRIED;	\$1.674

# GINGER



NO	ITEM	FOB (USD/MT)
22	GINGER POWDER	\$2.390
23	GINGER SLICED	\$2.301
24	POLISHED GINGER FINGER	\$2.301



# CASSIA STEAM STERILIZED PESTICIDE GUARANTEE

NO	ITEM	FOB (USD/MT)	EU MAINT PORT	NY/BAL
1	STEAM STERILIZED CASSIA BROKEN 2% VO;	\$2.898	\$3.368	\$3.457
2	STEAM STERILIZED CASSIA BROKEN 2.5% VO;	\$3.119	\$3.589	\$3.677
3	STEAM STERILIZED CASSIA BROKEN 3% VO;	\$3.339	\$3.810	\$3.898
4	STEAM STERILIZED CASSIA BROKEN 3.5% VO;	\$3.780	\$4.251	\$4.339
5	STEAM STERILIZED CASSIA BROKEN 4% VO;	\$4.663	\$5.134	\$5.222
6	STEAM STERILIZED CASSIA POWDER 1-1.5% VO;	\$2.457	\$2.777	\$2.837
7	STEAM STERILIZED CASSIA POWDER 2% VO;	\$2.898	\$3.218	\$3.278
8	STEAM STERILIZED CASSIA POWDER 2.5% VO;	\$3.119	\$3.439	\$3.499
9	STEAM STERILIZED CASSIA POWDER 3% VO;	\$3.472	\$3.792	\$3.852







# PEPPER POWDER PESTICIDE GUARANTEE

ITEM	(USD/MT)
<b>GROUND STEAM STERILIZED BLACK PEPPER</b>	
- Half Cracked HTST black pepper;	\$4.952
- Granulate HTST black pepper;	\$4.860
- Coarse HTST black pepper 12 -> 14# ;	\$4.628
- Table HTST black pepper 18 -> 28# ;	\$4.588
- Fine HTST black pepper 30 -> 34# ;	\$4.548
- Ground HTST black pepper 40 -> 100# ;	\$4.427
<b>GROUND STEAM STERILIZED WHITE PEPPER</b>	
- Half Cracked HTST White Pepper;	\$4.952
- Granulate HTST white pepper;	\$4.860
- Coarse HTST white pepper 12 -> 14# ;	\$4.628
- Table HTST white pepper 18 -> 28# ;	\$4.588
- Fine HTST white pepper 30 -> 34# ;	\$4.548
- Ground HTST white pepper 40 -> 100# ;	\$4.427



# Pepper's Market Report

MONTHLY - **AUGUST**

**Week 37**



# THANK YOU!

Please do not hesitate to send me if you have any further request.

**Hien, Nguyen Vu**

**CEO**

**A:** 43 Street 17, Quarter 5, An Phu Ward, Thu Duc City, Ho Chi Minh City, VN

**M:** +84 902 222 295

**E:** [spices@ptexim.com.vn](mailto:spices@ptexim.com.vn) | [hiennv@ptexim.com.vn](mailto:hiennv@ptexim.com.vn)

PTEXIM CERTIFICATE



RAINFOREST ALLIANCE



USDA ORGANIC Available during 2022



**PTEXIM FACTORY**



**1. WHOLE SPICES FACTORY (Address : Daklak Province, VN)**



**2. FOOD FACTORY (Address : Ba-Ria Vung Tau Province, VN)**

[www.ptexim.com.vn](http://www.ptexim.com.vn)