



PTEXIM CORP

MONTHLY REPORT

AN INSIGHT BLACK PEPPER'S MARKET REPORT
BY PTEXIM RESEARCH

WEEK

42

PHUC THINH EXPORT IMPORT INVESTMENT CORPORATION (PTEXIM CORP)
ADD : 43, STREET 17, AN PHU WARD, DISTRICT 2, THU DUC CITY, HOCHIMINH CITY, VIETNAM.

COME & MEET US!

SIAL

Paris



15-19 OCT. 2022

PARIS NORD VILLEPINTE - PARIS



INSPIRE
FOOD
BUSINESS*

Stand
5B J 257



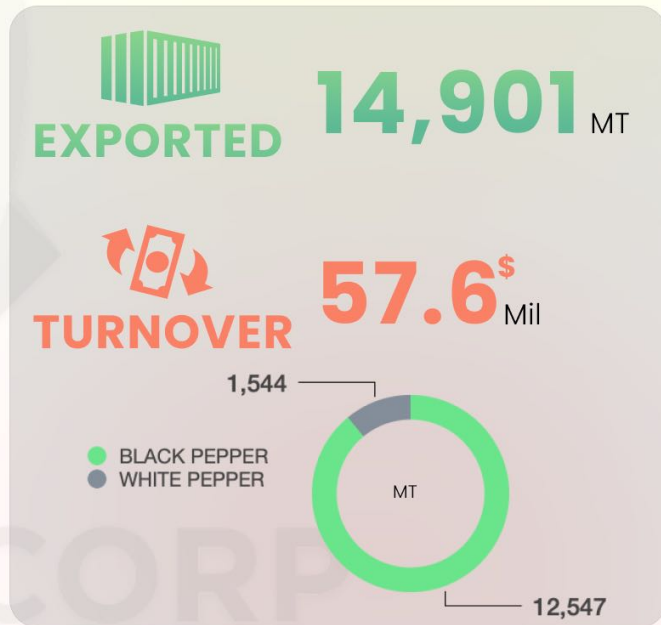
PTEXIM's booth 5B J 257

Sial fair at Paris from 15-19th Oct 2022

INSIGHT OF EXPORTING PEPPER VIETNAM

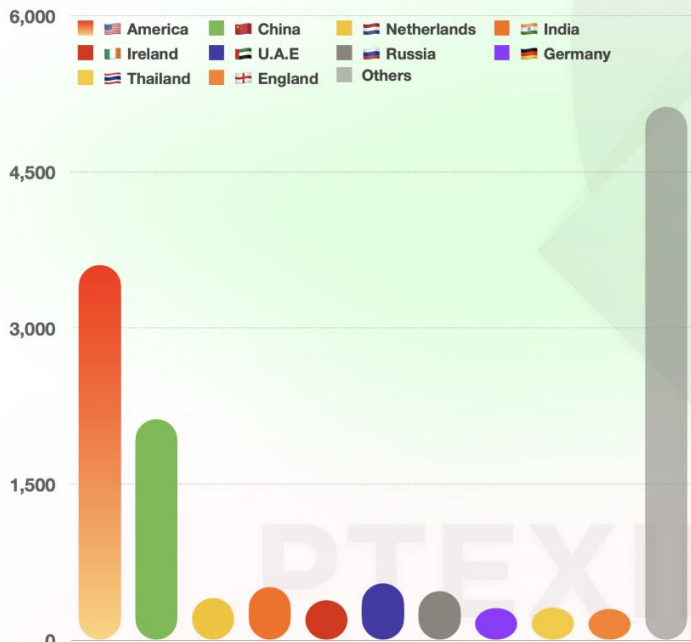
SEP - 2022

According to preliminary statistics of VPA, in September 2022, Vietnam exported 14,901 tons, 12,547 tons of black pepper, 1,544 tons of white pepper. Total export turnover reached 57.6 million USD, black pepper reached 48.9 million USD, white pepper reached 8.7 million USD. Compared to the previous month, the export volume **decreased by 25.7%**, the turnover decreased by 25.8%. The **US** is still Vietnam's **largest export market** with 3,603 tons, but the import volume decreased by 23.6% compared to August. **China** is the second largest import market with 2,125 tons, down 25.7%. In September, most of the traditional export markets of Vietnam reduced their imports such as Germany, the Netherlands, the UAE, India, Singapore...



INSIGHT OF EXPORTING PEPPER VIETNAM

SEP - 2022




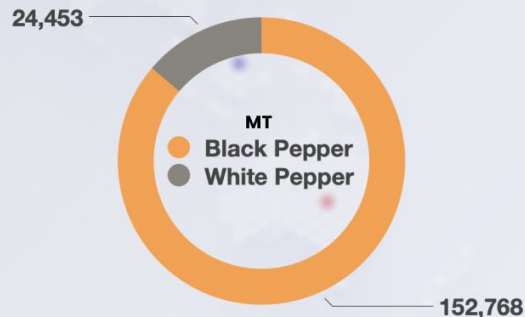
No	Country	Quantity (MT)	Value (USD)
1	America	3,603	\$ 18,392,654
2	China	2,125	\$ 3,660,301
3	Netherlands	405	\$ 2,293,930
4	India	511	\$ 2,106,950
5	Ireland	382	\$ 1,980,180
6	U.A.E	546	\$ 1,949,778
7	Russia	470	\$ 1,708,645
8	Germany	308	\$ 1,655,503
9	Thailand	313	\$ 1,568,220
10	England	302	\$ 1,497,109
	Others	5,126	\$ 20,797,051
	TOTAL	14,091	\$ 57,610,321

EXPORTING PEPPER FROM **JAN TO SEP** 2022

From the beginning of the year to the end of September 2022, Vietnam exported 177,221 tons pepper; 152,768 tons of black pepper and 24,453 tons of white pepper. Total export turnover reached 782.6 million USD, black pepper reached 638.2 million USD, white pepper reached 144.4 million USD. Compared to the same period last year, the export volume decreased by 17.6% or 37,905 tons, however, the export turnover increased by 7.6%, equivalent to USD 55.2 million.

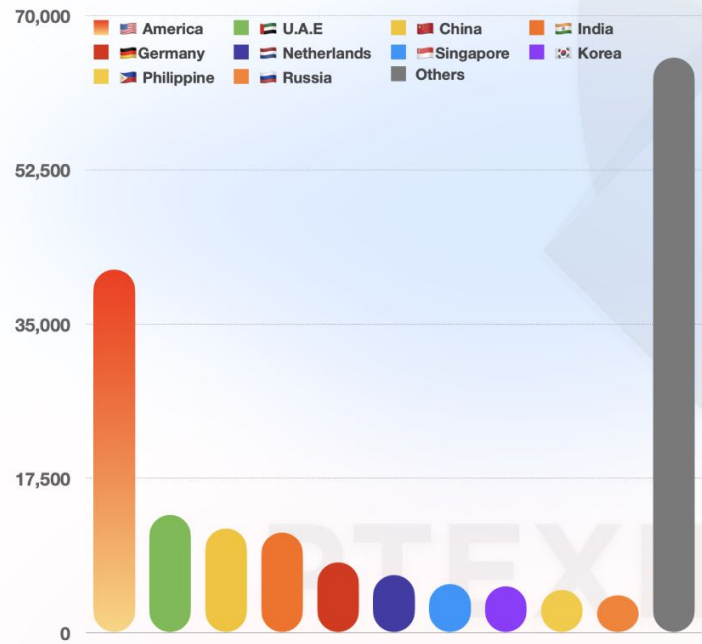

EXPORTED **177,221** MT


TURNOVER **782.6** \$^{Mil}



INSIGHT OF EXPORTING PEPPER VIETNAM **JAN TO SEP 2022**

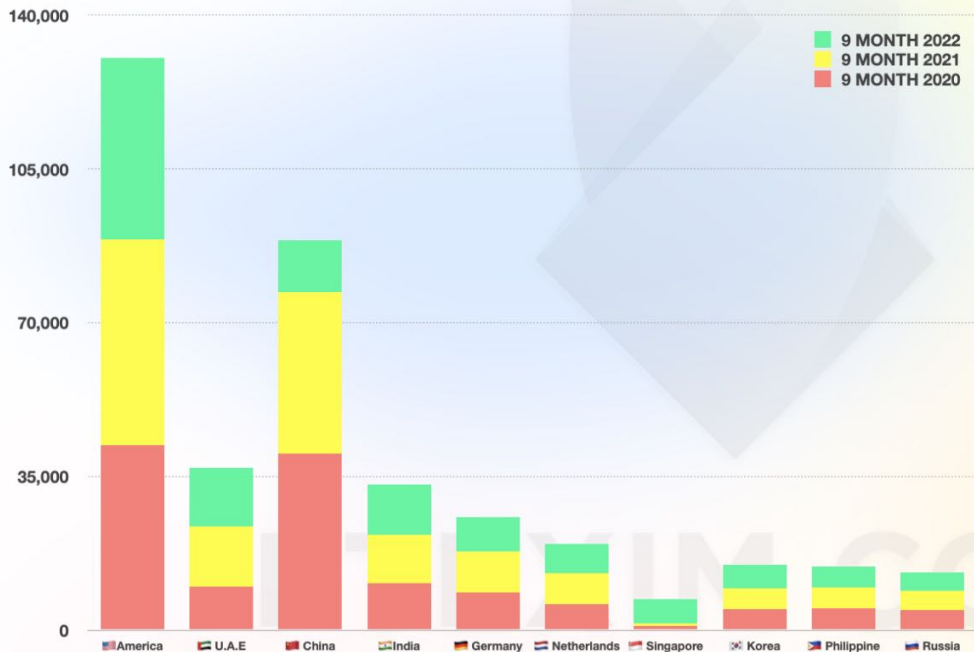
TOP 10 VIETNAM'S PEPPER EXPORTING MARKET



No	Country	Quantity (MT)
1	America	41,163
2	U.A.E	13,336
3	China	11,820
4	India	11,332
5	Germany	7,965
6	Netherlands	6,549
7	Singapore	5,511
8	Korea	5,246
9	Phillipine	4,829
10	Russia	4,232
	Others	65,238
	TOTAL	177,221

TOP 10 VIETNAM'S PEPPER EXPORTING MARKET

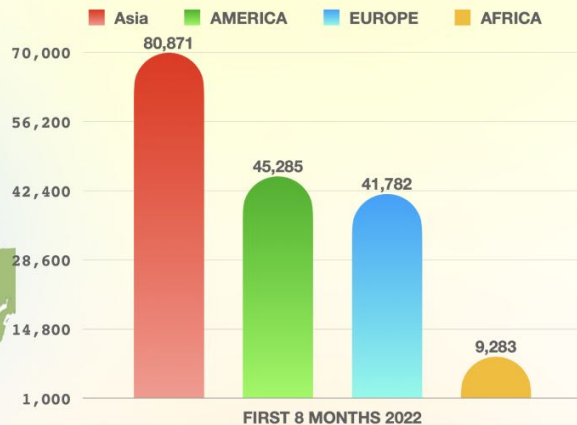
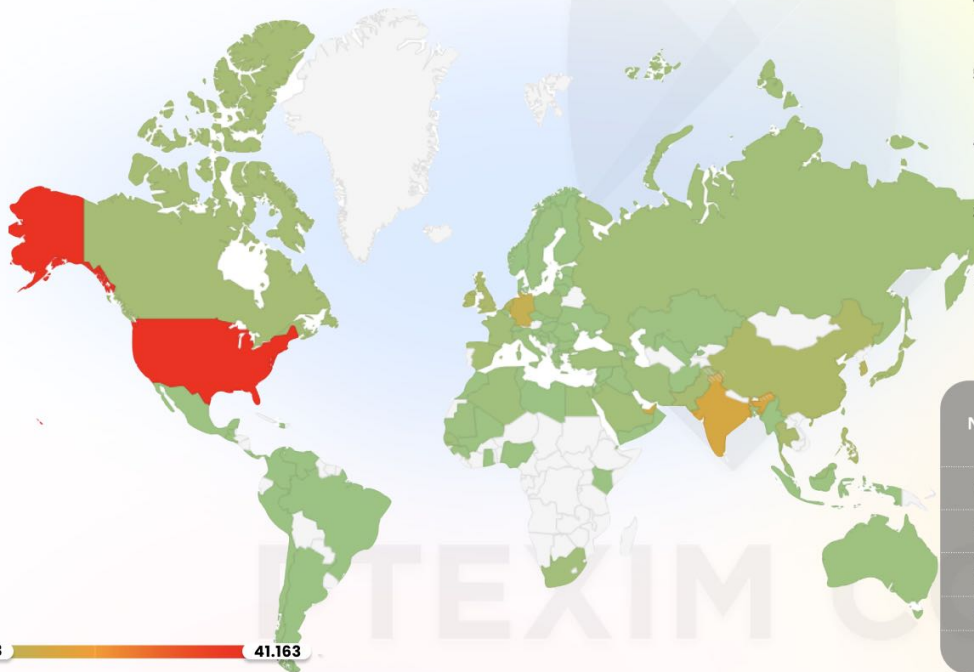
JAN TO SEP PERIOD 2020 - 2022



No	COUNTRY	9 MONTH 2020	9 MONTH 2021	9 MONTH 2022
1	America	42,040	46,996	41,163
2	U.A.E	9,989	13,579	13,336
3	China	40,305	36,737	11,820
4	India	10,760	10,990	11,332
5	Germany	8,645	9,230	7,965
6	Netherlands	5,873	7,184	6,549
7	Singapore	943	585	5,511
8	Korea	4,787	4,804	5,246
9	Philippine	5,021	4,709	4,829
10	Russia	4,606	4,375	4,232

COUNTRIES IMPORT VIETNAM PEPPER BY MAP CHART

CONTINENT IMPORT VIETNAM PEPPER **9 MONTHS 2022 PERIOD**



No	Countries	9 MONTHS 2020	9 MONTHS 2021	9 MONTHS 2022
1	ASIA	112,374	104,293	80,871
2	AMERICA	46,226	51,638	45,285
3	EUROPE	46,263	47,735	41,782
5	AFRICA	17,000	11,460	9,283
TOTAL		221,863	215,126	177,221

EXPORTING PEPPER FROM JANUARY TO SEP 2022

The US is still the largest export market of Vietnam's pepper, but over the same period, the US import volume **decreased by 12.4%** to 41,163 tons.

Imports to Europe decreased by 12.5%, of which Germany **decreased by 13.7%** to 7,965 tons; The Netherlands fell 8.8% to 6,549 tons; Ireland reached 4,194 tons, up 11%; UK: 4,105 tons, down 9.7%; while exports to Russia decreased slightly by 3.3%

The African market also recorded a decline as exports **fell by 19%** in 9 months, of which exports to Egypt decreased by 50.4% to 2,332 tons. Exports to South Africa and Gambia also decreased while to Senegal and Algeria increased. Top white pepper import markets: USA: 3,932 tons, Germany: 3,324 tons, Netherlands: 2,393 tons, Thailand: 1,688 tons, UAE: 1,413 tons...

Exports to Asia **decreased by 22.5%**, of which the **largest** decrease was in China - Vietnam's third largest export market in the region (down 67.8% over the same period). The two largest export markets of Vietnam are the UAE, down 1.8% to 13,336 tons and India, up 3.1% to 11,332 tons. Exports also **increased sharply in Singapore, Japan and Hong Kong** but **fell sharply** in Pakistan due to payment problems.



TOP 10 EUROPE COUNTRIES IMPORT VIETNAM PEPPER

BELLOW CHART SHOWS TOP 10 EUROPE COUNTRIES IMPORTED PEPPER FROM VIETNAM **9 MONTHS 2022**

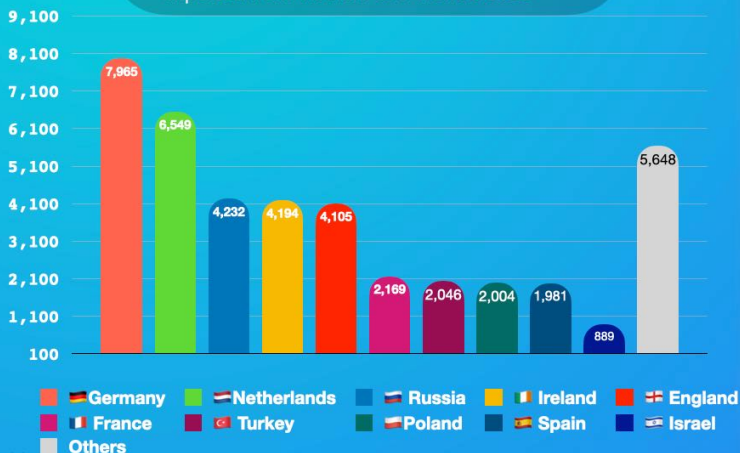
Imports to Europe decreased by 12.5%, of which Germany decreased by 13.7% to 7,965 tons; The Netherlands fell 8.8% to 6,549 tons; Ireland reached 4,194 tons, up 11%; UK: 4,105 tons, down 9.7%; while exports to Russia decreased slightly by 3.3%



41,782^{MT}

PEPPER

imported from Vietnam of 9 months 2022



CHANGE

-5,953^{MT}



% CHANGE

-12.47%



compared with 2021

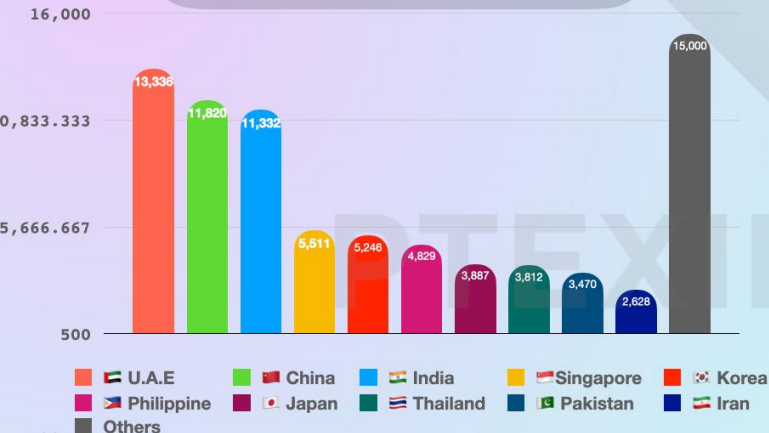
No	COUNTRY	9 MONTHS 2020	9 MONTHS 2021	9 MONTHS 2022
1	Germany	8,645	9,230	7,965
2	Netherlands	5,873	7,184	6,549
3	Russia	4,606	4,375	4,232
4	Ireland	3,828	3,777	4,194
5	England	4,241	4,545	4,105
6	France	3,153	4,277	2,169
7	Turkey	2,900	3,486	2,046
8	Poland	2,642	1,960	2,004
9	Spain	2,187	2,114	1,981
10	Israel	1,663	1,031	889
	Others	6,525	5,756	5,648
	TOTAL	46,263	47,735	41,782 ^{MT}



TOP 10 ASIA COUNTRIES IMPORT VIETNAM PEPPER

BELLOW COLUMN CHART AND DATA SHOWS TOP 10 ASIA COUNTRIES IMPORTED PEPPER FROM VIETNAM **9 MONTHS 2022**

Exports to Asia decreased by 22.5%, of which the largest decrease was in China - Vietnam's third largest export market in the region (down 67.8% over the same period). The two largest export markets of Vietnam are the UAE, down 1.8% to 13,336 tons and India, up 3.1% to 11,332 tons. Exports also increased sharply in Singapore, Japan and Hong Kong but fell sharply in Pakistan due to payment problems.



CHANGE

-23,422^{MT} ↓

% CHANGE

-22.46% ↓

compared with 2021

No	COUNTRY	9 MONTHS 2020	9 MONTHS 2021	9 MONTHS 2022
1	U.A.E	9,989	13,579	13,336
2	China	40,305	36,737	11,820
3	India	10,760	10,990	11,332
4	Singapore	943	585	5,511
5	Korea	4,787	4,804	5,246
6	Philippine	5,021	4,709	4,829
7	Japan	2,730	2,514	3,887
8	Thailand	4,270	3,523	3,812
9	Pakistan	8,566	9,549	3,470
10	Iran	2,669	3,486	2,628
	Others	22,334	13,817	15,000
	TOTAL	112,374	104,293	80,871^{MT}

TOP 5 AMERICAN COUNTRIES IMPORT VIETNAM PEPPER

BELLOW COLUMN CHART AND DATA SHOWS TOP 5 AMERICAN COUNTRIES IMPORTED PEPPER FROM VIETNAM FIRST **9 MONTHS 2022**

The US is still the largest export market of Vietnam's pepper, but over the same period, the US import volume decreased by 12.4% to 41,163 tons.



45,285^{MT}

PEPPER

imported from Vietnam of 9 months 2022

CHANGE

-6,353^{MT}

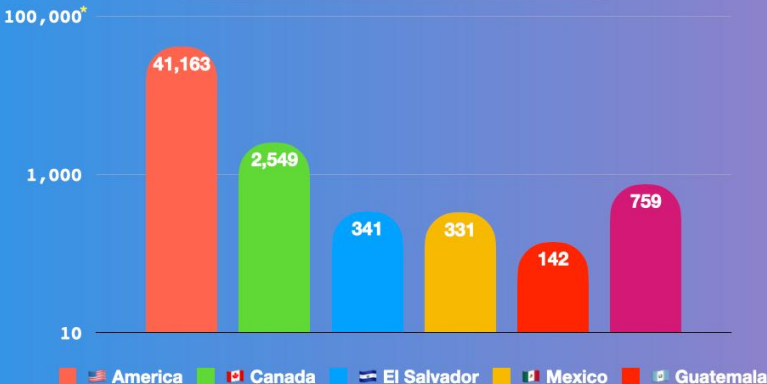


% CHANGE

-12.40%



compared with 2021



Legend: America Canada El Salvador Mexico Guatemala Others

* Log scale chart

No	COUNTRY	9 MONTHS 2020	9 MONTHS 2021	9 MONTHS 2022
1	America	42,040	46,996	41,163
2	Canada	2,063	2,558	2,549
3	El Salvador	-	271	341
4	Mexico	748	638	331
5	Guatemala	139	255	142
	Others	1,236	920	759
	TOTAL	46,226	51,638	45,285 MT

TOP 5 AFRICA COUNTRIES IMPORT VIETNAM PEPPER

BELLOW COLUMN CHART AND DATA SHOWS TOP 5 AFRICA COUNTRIES IMPORTED PEPPER FROM VIETNAM FIRST **9 MONTHS 2022**

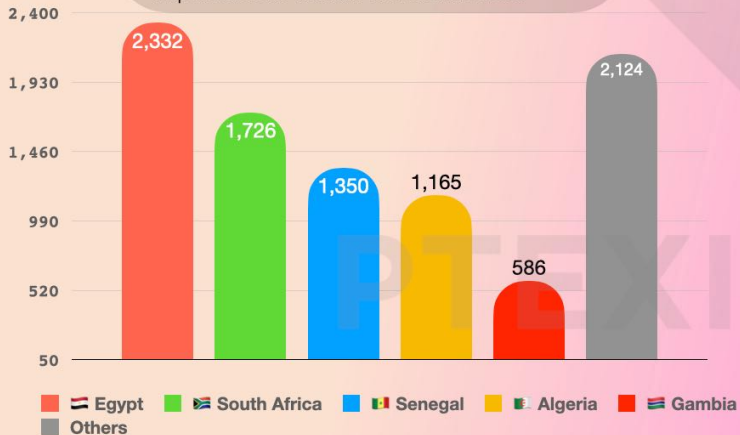
The African market also recorded a decline as exports fell by 19% in 9 months, of which exports to Egypt decreased by 50.4% to 2,332 tons. Exports to South Africa and Gambia also decreased while to Senegal and Algeria increased.



9,283 MT

PEPPER

imported from Vietnam of 9 months 2022



CHANGE

-2,177 MT



% CHANGE

-19.00%



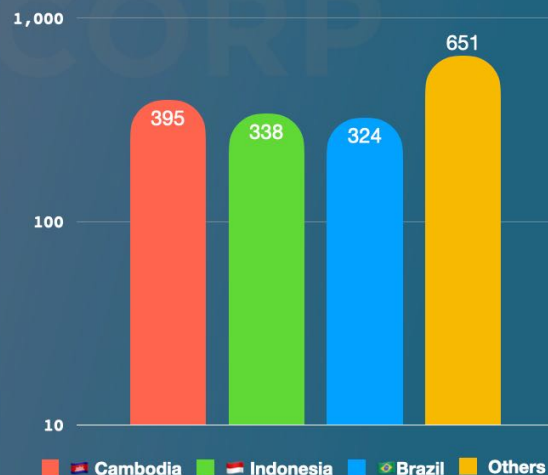
compared with 2021

No	COUNTRY	9 MONTHS 2020	9 MONTHS 2021	9 MONTHS 2022
1	Egypt	7,627	4,705	2,332
2	South Africa	2,191	2,124	1,726
3	Senegal	2,120	1,212	1,350
4	Algeria	944	320	1,165
5	Gambia	1,022	840	586
	Others	3,096	2,259	2,124
	TOTAL	17,000	11,460	9,283

IMPORT OF PEPPER IN SEPTEMBER 2022

Preliminary statistics of VPA, September 2022, Vietnam imported 1,708 tons, of which black pepper reached 1,647 tons, white pepper reached 61 tons. Compared to August, the import volume decreased by 21.2% or 459 tons.

No	Country	Total Value (\$)	Quantity (Mt)
1	 Cambodia	\$ 1,201,199	395
2	 Indonesia	\$ 1,449,796	338
3	 Brazil	\$ 1,257,525	324
6	Others	\$ 2,809,697	651
	TOTAL	\$ 6,718,217	1.708



* Log scale chart

VIETNAM IMPORT PEPPER

JANUARY TO SEP

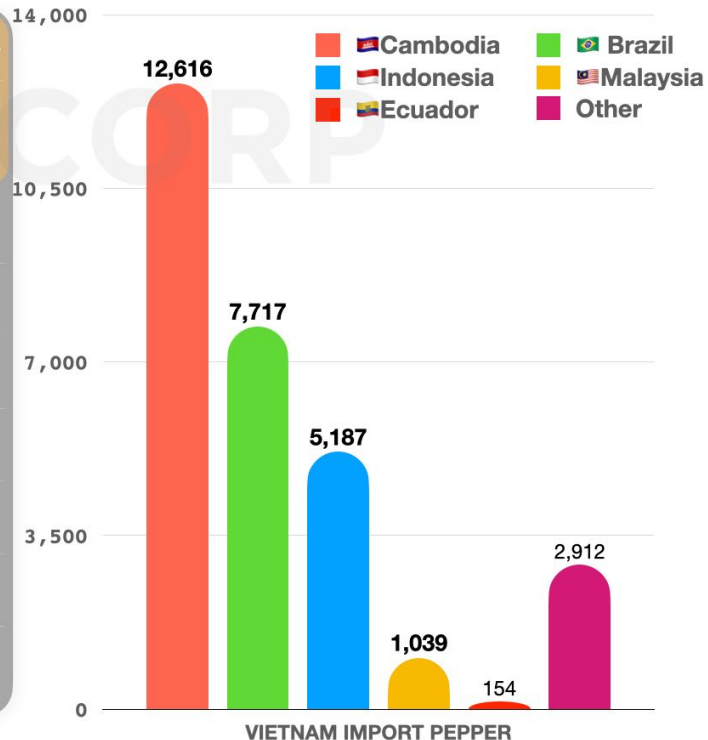
“Progressively from the beginning of the year to the end of September 2022, Vietnam imported **29,625** tons, of which black pepper reached 25,940 tons, white pepper reached 3,685 tons, compared to the same period last year, the import volume increased **42.5%** equivalent to 8,835 tons.

 Cambodia,  Brazil and  Indonesia continued to be the three main suppliers of pepper to Vietnam. **25,520** tons, accounting for 86.1% of total imports, of which imports from Cambodia reached 12,616 tons, up 135.6 percent, Brazil reached 7,717 tons, up 37.3%, Indonesia reached 5,187 tons, down 30.3%.”

VIETNAM IMPORT PEPPER

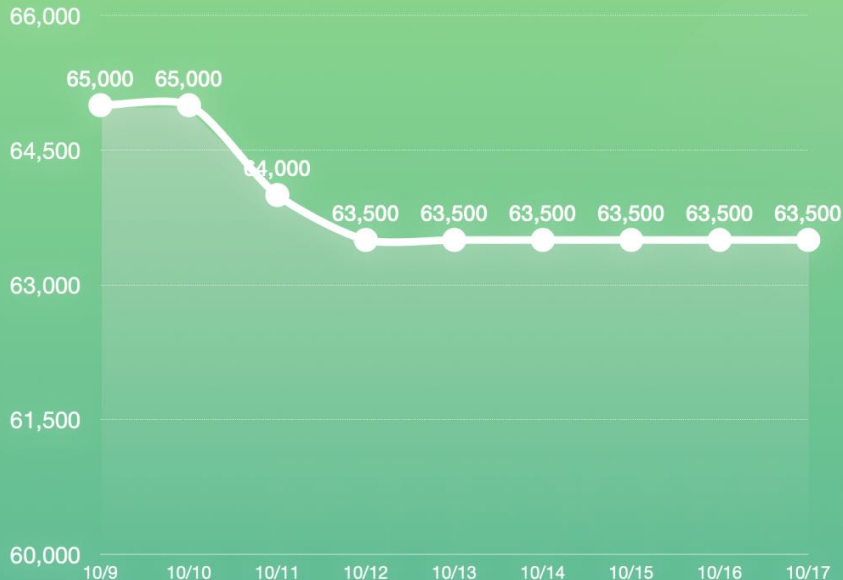
Bellow table shows pepper's quantity imported to Vietnam from January to Sep 2022

No	Countries	9 months 2020	9 months 2021	9 months 2022	% +/- 2022/2021
1	Cambodia	2,691	5,354	12,616	135.6 ▲
2	Brazil	8191	5,619	7,717	37.3 ▲
3	Indonesia	9,935	7,445	5,187	-30.3 ▼
4	Malaysia	442	565	1,039	83.9 ▲
5	Ecuador	215	79	154	94.9 ▲
	Other	3,367	1,728	2,912	
	TOTAL	24,841	20,790	29,625	44,9 ▲



BLACK PEPPER PRICE WEEK **42**

Prices drop slightly then stability



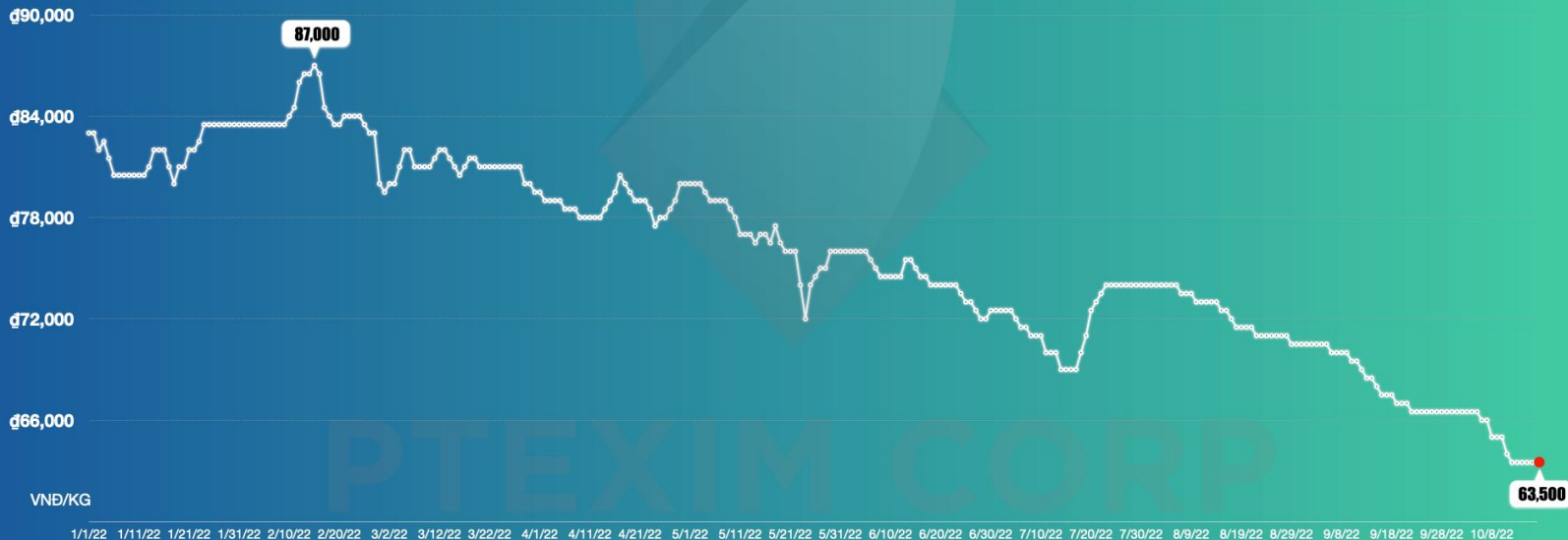
- Last week's demand was better in different markets such as EU / USA / ASIA / AFRICA... for **spot orders** in the **fourth quarter & long distance** delivery in 2023 for the USA country. However, at the end of the week, pepper prices still **fell 2%** compared to week 41.
- The **VND** exchange rate **decreased** against the USD along with a slight decrease in freight rates during the week, making pepper prices more attractive.

FROM JAN 2022 - 17TH OCT 2022

VIETNAM BLACK PEPPER PRICE CHART

i With nearly 10 months of political/currency/inflation/energy/Zero Covid policy from China...etc. Pepper price has decreased from VND 83,000 from January 1, 2022 to VND 63,500 on October 16, 2022, corresponding to a price reduction is 24% in the past 10 months.

i This is a price drop that exceeds the expectations of most people at the end of year 2021 when it is expected that pepper prices will continue to recover strongly in 2022. However, the reality did not go as expected.



1/1/22 1/11/22 1/21/22 1/31/22 2/10/22 2/20/22 3/2/22 3/12/22 3/22/22 4/1/22 4/11/22 4/21/22 5/1/22 5/11/22 5/21/22 5/31/22 6/10/22 6/20/22 6/30/22 7/10/22 7/20/22 7/30/22 8/9/22 8/19/22 8/29/22 9/8/22 9/18/22 9/28/22 10/8/22

JAN

17TH OCT



SHIPPING & FREIGHT

Falling volumes to close the year as global rates slide.



FBX01 index: **Asia to West Coast ocean freight**. last update: 13-OCT-2022

① FBX measure the daily, 40FT container rates by freight forwarders for 12 main shipping routes through Asia, Europe, and the Americas. The rates include shipping prices and other fees but exclude taxes and port fees.

This **decrease in volumes** as well as **easing congestion** at US West Coast ports has pushed Asia – US West Coast **rates down by more than 80%** since the end of April, while East Coast prices have fallen by almost two-thirds. West Coast rates rebounded slightly this week, possibly a result of carriers removing capacity, though the canceled sailings have not been widespread yet. Some observers are now suggesting spot rates could recede to 2019 levels by the end of the year.



Ocean volumes are **falling** as **inflation curbs** some consumer demand and some spending shifts to services or other types of goods, but also because a **significant share of peak season demand** was pulled forward to earlier in the year to avoid delays experienced last peak season. These trends combined to leave some major retailers holding too much inventory for certain types of goods.

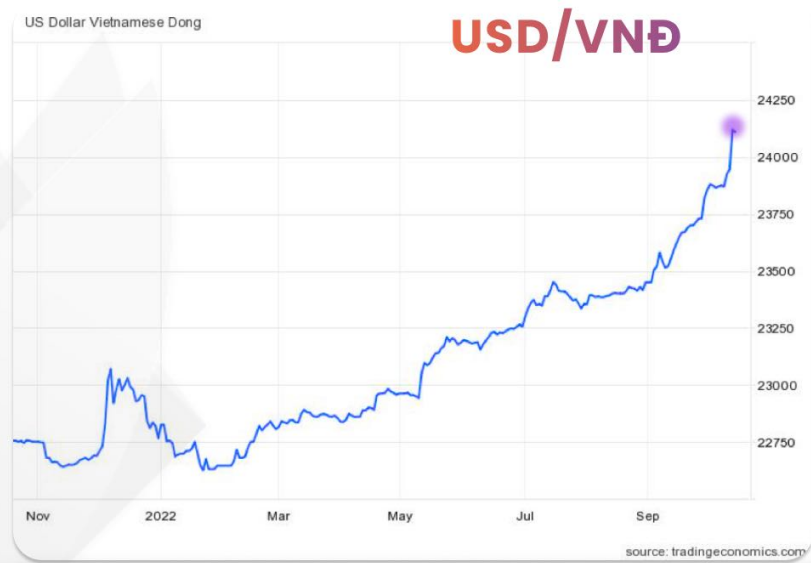


VND

The USD/VND Rate May Continue To Rise

Compared to the end of September, the USD exchange rate at banks has increased by about 220-250 VND, equivalent to an increase of 0.9-1%. And from the beginning of the year until now, the USD price has increased by about 1,300-1,350 VND, ie up to 5.7-5.8%/year.

According to analysts, the USD exchange rate is under increasing pressure as the data on US employment and inflation.





CASSIA

Ptexim became an official member of **Binh An Organic Cinnamon Cooperative.**



OTHERS SPICES

CINNAMON (CASSIA) / TURMERIC / STAR ANISE / GINGER



CASSIA



The cassia / cinnamon crop is in the **middle of the crop** but due to the **rainy weather**. **Harvest is very slow** so **yields are low**. The demand for Cassia Stick, Cassia Broken Cleaned, Cassia Powder is continuously **increasing** in the EU / USA / ASIA for **prompt** and **further shipment full year 2023**, so it is expected that the price of Cassia / Cinnamon will continue stable in the coming time.

Please contact for further demand for Cassia Stick / Cassia Split / Cassia Broken / Cassia Powder ...



**RAINY
WEATHER**



**SLOW
HARVEST**



EU STANDARDS

PTEXIM are now able to produce ground cassia / cassia broken with **low coumarin content** and guaranteed **lead content** below **2ppm** according to **European standards**.



3000 ppm



COUMARIN

CONTENT



2ppm

LEAD

CONTENT



STAR ANISEED



PHU THUAN EXPORT-IMPORT-MANAGEMENT CORPORATION (PTEAM CORP)

ADDRESS: STREET 11, AN PHU WARD, DISTRICT 11, HOCHIMINH CITY, VIETNAM

STAR ANISE

The market has been relatively **stable** in recent times. Prices will largely depend on demand from the Chinese market in the coming time.

We can offer Star anise with premium quality and ensure European standards for Pesticide/ Anthraquinone/ PAH... etc



OTHERS SPICES



CINNAMON (CASSIA) / TURMERIC / STAR ANISE / GINGER



GINGER

Please contact for further demand for Ginger Sliced/ Polished Ginger Finger...

TURMERIC



Please contact me for further demand for Turmeric Sliced/ Polished Turmeric Finger / Turmeric Powder



OFFER & UPDATING PEPPER PRICE

I would like to give you an indication price PEPPER, CASSIA, STAR ANISE, TURMERIC... based on NET FOB HCM as follows



WHOLE PEPPER

NO	ITEM	FOB (USD/MT)	EU MAINT PORT	NY/BAL
PINHEAD PEPPER				
1	PINHEAD < 1MM SUPER CLEANED	\$1.132	\$1.444	\$1.432
2	PINHEAD 1.5MM - 2MM CLEANED	\$1.430	\$1.742	\$1.730
3	PINHEAD 2MM - 2.5MM CLEANED	\$1.733	\$2.046	\$2.033
4	PINHEAD SUPERIOR QUALITY	\$2.081	\$2.393	\$2.381
5	LIGHT BERRIES TO EXTRA OIL (6-7% PIPERINE)	Please Contact	Please Contact	Please Contact
WHOLE PEPPER				
6	VBP 500 G/L FAQ	\$2.829	\$3.008	\$3.069
7	VBP 550 G/L FAQ	\$3.023	\$3.202	\$3.263
8	VBP 500 G/L Spiral Cleaned	\$3.092	\$3.270	\$3.332
9	VBP 550 G/L Spiral Cleaned	\$3.146	\$3.325	\$3.386
10	VBP 550 G/L Spiral Cleaned Pesticide	\$3.346	\$3.525	\$3.586
11	VBP 570 G/L ASTA	\$3.201	\$3.380	\$3.441
12	VBP 5MM Jumbo Size	\$3.296	\$3.474	\$3.536
13	White PEPPER 630 G/L DW	\$4.552	\$4.731	\$4.792
14	White PEPPER 630 G/L ASTA	\$4.596	\$4.774	\$4.836





STEAM STERILIZED PEPPER & PESTICIDE GUARANTEE EU COMPLIANCE

NO	ITEM	FOB (USD/MT)	EU MAINT PORT	NY/BAL
STEAM STERILIZED PINHEAD PEPPER				
1	Steam Sterilized Pinhead < 1MM	\$1.582	\$1.894	\$1.882
2	Steam Sterilized Pinhead 1.5MM - 2MM	\$1.880	\$2.192	\$2.180
3	Steam Sterilized Pinhead 2MM - 2.5MM	\$2.183	\$2.496	\$2.483
4	Steam Sterilized Pinhead Super Quality	\$2.531	\$2.843	\$2.831

STEAM STERILIZED LIGHT BERRIES PEPPER

5	Steam Sterilized Black Pepper 250 G/L	\$2.993	\$3.306	\$3.279
6	Steam Sterilized Black Pepper 300 G/L	\$3.040	\$3.352	\$3.325
7	Steam Sterilized Black Pepper 350 G/L	\$3.086	\$3.398	\$3.372





STEAM STERILIZED PEPPER & PESTICIDE GUARANTEE EU COMPLIANCE

NO	ITEM	FOB (USD/MT)	EU MAINT PORT	NY/BAL
STEAM STERILIZED PEPPER				
8	Steam Sterilized Pepper 500G/L	\$3.300	\$3.478	\$3.540
9	Steam Sterilized Pepper 550G/L	\$3.411	\$3.590	\$3.651
10	Steam Sterilized Pepper 570G/L	\$3.467	\$3.645	\$3.707
11	Steam Sterilized Pepper 5MM	\$3.541	\$3.719	\$3.781
12	Steam Sterilized White Pepper 630G/L	\$4.942	\$5.120	\$5.182
STEAM STERILIZED PEPPER - EU COMPLIANCE				
13	Steam Sterilized Pepper 500G/L	\$3.480	\$3.658	\$3.720
14	Steam Sterilized Pepper 550G/L	\$3.591	\$3.770	\$3.831
15	Steam Sterilized Pepper 570G/L	\$3.647	\$3.825	\$3.887
16	Steam Sterilized Pepper 5MM	\$3.721	\$3.899	\$3.961
17	Steam Sterilized White Pepper 630G/L	\$5.122	\$5.300	\$5.362



CASSIA (CINNAMON) GUARANTEE LEAD & METAL POWDER



ITEM	FOB	NOTE
CASSIA POWDER 2.5% VO	2.672	2.5% VO
CASSIA POWDER 3% VO	3.110	3% VO
CASSIA BROKEN CLEANED 2.5% VO	2.572	2.5% VO
CASSIA BROKEN CLEANED 3% VO	2.835	3% VO

10 ppm ↓

METAL POWDER



CASSIA (CINNAMON) GUARANTEE COUMARIN

ITEM	FOB	NOTE
CASSIA POWDER 2.5% VO	2.516	2.5% VO
CASSIA POWDER 3% VO	2.910	3% VO
CASSIA BROKEN CLEANED 2.5% VO	2.472	2.5% VO
CASSIA BROKEN CLEANED 3% VO	2.735	3% VO

2 ppm

LEAD CONTENT

3000 ppm

COUMARIN CONTENT



EU STANDARDS

CASSIA (CINNAMON)




NO	ITEM	FOB (USD/MT)	NOTE
1	WHOLE CASSIA;	\$3.764	>4% VO
2	CASSIA SPLIT;	\$3.279	>3.5% VO
3	CASSIA BROKEN CLEANED 2% VO;	\$2.065	>2% VO
4	CASSIA BROKEN CLEANED 2.5% VO;	\$2.372	>2.5% VO
5	CASSIA BROKEN CLEANED 3% VO;	\$2.635	>3% VO
6	CASSIA BROKEN CLEANED 3.5% VO;	\$2.854	>3.5% VO
7	CASSIA BROKEN CLEANED 4% VO;	\$3.161	>4% VO
8	CASSIA STICK CUT 6 - 10CM - ROLLED 90%;	\$5.424	>4% VO
9	CASSIA CIGARETTE LONG STICK	\$5.074	>4% VO
10	CASSIA POWDER 1 - 1.5% VO;	\$1.627	1-1.5% VO
11	CASSIA POWDER 2% VO;	\$2.197	2% VO
12	CASSIA POWDER 2.5% VO;	\$2.416	2.5% VO
13	CASSIA POWDER 3% VO;	\$2.810	3% VO
CASSIA (CINNAMON) STEAM STERILIZED			
14	CASSIA POWDER STEAM STERILIZED 2.5% VO;	\$3.413	2.5% VO
15	CASSIA POWDER STEAM STERILIZED 3% VO;	\$3.613	3% VO
16	CASSIA BROKEN STEAM STERILIZED 2.5% VO;	\$3.220	2.5% VO
17	CASSIA BROKEN STEAM STERILIZED 3% VO;	\$3.462	3% VO



STAR ANISE



NO	ITEM	FOB (USD/MT)	NOTE
18	STAR ANISE SPRING CROP	\$8.784	2.0cm, 80% up
19	STAR ANISE AUTUMN CROP;	\$9.660	2.5cm, 80% up
20	STAR ANISE SUNDRIED EU COMPLIANCE;	\$10.360	2.5cm, 80% up



TURMERIC



NO	ITEM	FOB (USD/MT)
16	TURMERIC FINGER;	\$1.506
17	POLISHED TURMERIC FINGER;	\$1.725
18	TURMERIC POWDER;	\$1.506
19	TURMERIC SLICE SUN DRIED;	\$1.462
20	WASHED TURMERIC SLICE SUN DRIED;	\$1.593
21	TURMERIC SLICE MACHINE DRIED;	\$1.593

GINGER



NO	ITEM	FOB (USD/MT)
22	GINGER POWDER	\$2.514
23	GINGER SLICED	\$2.294
24	POLISHED GINGER FINGER	\$2.514





IPEPPER POWDER PESTICIDE GUARANTEE

ITEM	(USD/MT)
GROUND STEAM STERILIZED BLACK PEPPER	
- Half Cracked HTST black pepper;	\$4.522
- Granulate HTST black pepper;	\$4.438
- Coarse HTST black pepper 12 -> 14# ;	\$4.226
- Table HTST black pepper 18 -> 28# ;	\$4.190
- Fine HTST black pepper 30 -> 34# ;	\$4.153
- Ground HTST black pepper 40 -> 100# ;	\$3.896
GROUND STEAM STERILIZED WHITE PEPPER	
- Half Cracked HTST White Pepper;	\$6.354
- Granulate HTST white pepper;	\$6.233
- Coarse HTST white pepper 12 -> 14# ;	\$6.052
- Table HTST white pepper 18 -> 28# ;	\$5.999
- Fine HTST white pepper 30 -> 34# ;	\$5.946
- Ground HTST white pepper 40 -> 100# ;	\$5.789



Cassia's Market Report

MONTHLY - **SEP**

Week 42

THANK YOU!

Please do not hesitate to send me if you have any further request.

Hien, Nguyen Vu

CEO

A: 43, Str. 17, An Phu Ward, Thu Duc City, Ho Chi Minh City, Vietnam

M: +84 902 222 295

E: spices@ptexim.com.vn | hiennv@ptexim.com.vn

PTEXIM CERTIFICATE



PTEXIM FACTORY



1. WHOLE SPICES FACTORY (Daklak Province, VN)



2. FOOD FACTORY (Ba Ria Vung Tau Province, VN)



3. CASSIA & STAR ANISE FACTORY (Yen Bai Province, VN)

www.ptexim.com.vn

