



PTEXIM CORP

MONTHLY

REPORT

AN INSIGHT BLACK PEPPER'S MARKET REPORT  
BY PTEXIM RESEARCH

WEEK

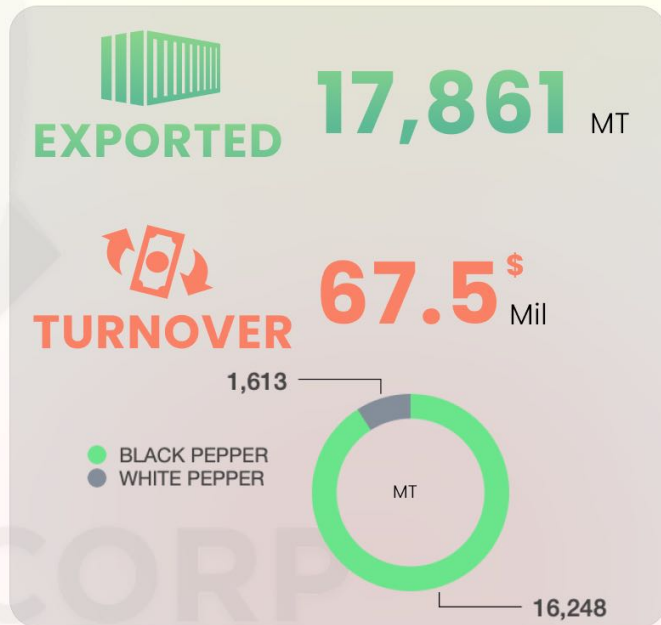
46

PHUC THINH EXPORT IMPORT INVESTMENT CORPORATION (PTEXIM CORP)  
ADD : 43, STREET 17, AN PHU WARD, DISTRICT 2, THU DUC CITY, HOCHIMINH CITY, VIETNAM.

# INSIGHT OF EXPORTING PEPPER VIETNAM

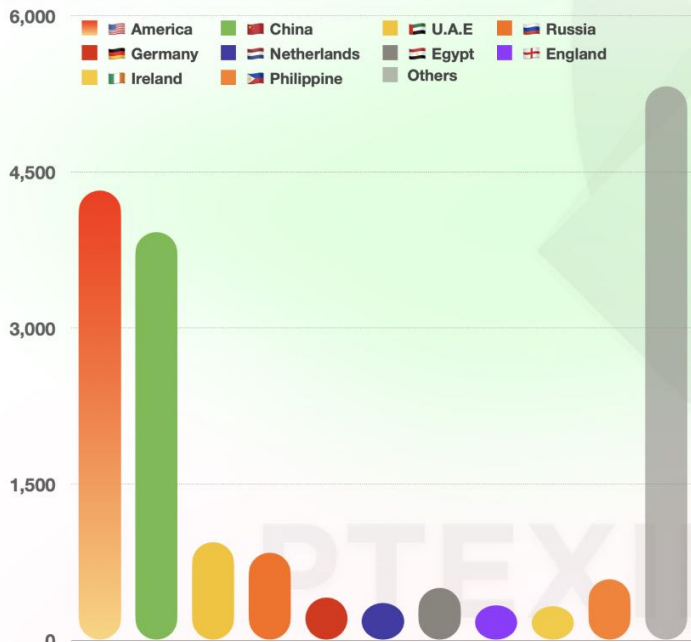
## OCTOBER - 2022

According to preliminary statistics of VPA, in October 2022, Vietnam exported 17,861 tons, 16,248 tons of black pepper, 1,613 tons of white pepper. Total export turnover reached 67.5 million USD, black pepper reached 58.6 million USD, white pepper reached 8.9 million USD. Compared to September, **export volume increased by 26.8%, turnover increased by 17.2%**. The 🇺🇸US is still the largest export market of Vietnam's pepper in October, reaching 4,320 tons, up 19.9% over the previous month. Notably, 🇨🇳China's import volume increased sharply by 84.5% to 3,921 tons, compared to September 2022, and this is also the largest import volume since May 2021 of China (5,048 tons).



# INSIGHT OF EXPORTING PEPPER VIETNAM

## OCTOBER - 2022




No	Country	Quantity (MT)	Value (USD)
1	America	4,320	\$ 21,593,891
2	China	3,921	\$ 8,903,065
3	U.A.E	941	\$ 3,114,344
4	Russia	841	\$ 2,827,440
5	Germany	410	\$ 2,002,940
6	Netherlands	359	\$ 1,910,482
7	Egypt	502	\$ 1,850,499
8	England	333	\$ 1,827,897
9	Ireland	325	\$ 1,666,608
10	Philippine	587	\$ 1,664,022
	Others	5,322	\$ 20,182,595
	<b>TOTAL</b>	<b>17,861</b>	<b>\$ 67,543,783</b>

# EXPORTING PEPPER FROM **JAN TO OCT** 2022

**A**ccording to preliminary statistics of VPA, by the end of October 2022, Vietnam exported 195,082 tons of pepper of all kinds, of which black pepper reached 169,016 and white pepper reached 26,066 tons. Total export turnover reached 850.2 million USD, black pepper reached 696.9 million USD, white pepper reached 153.3 million USD. Compared to the same period last year, the export volume decreased by 15.9% or 36,948 tons, however, the export turnover increased by 6.2% or 49.8 million USD.

  
**EXPORTED** **195,082** MT

  
**TURNOVER** **850.2** \$ Mil





# EXPORTING PEPPER FROM **JAN TO OCT** 2022

**T**he US continues to be Vietnam's largest pepper export market in the first 10 months of 2022, reaching 45,483 tons, however, import volume decreased by 10.7% over the same period last year. China rose to become Vietnam's second largest export market with 15,741 tons, down 57.8% over the same period. Followed by UAE: 14,277 tons, down 2.3%; India: 11,520 tons, up 1.2%; Germany: 8,375 tons, down 18.8%; Netherlands: 6,908 tons, down 15.4%... Top white pepper import markets: USA: 4,192 tons, Germany: 3,619 tons, Netherlands: 2,519 tons, Thailand: 1,847 tons, UAE: 1,432 tons...

## TOP IMPORTER



US

45,483 MT



CHINA

15,741 MT

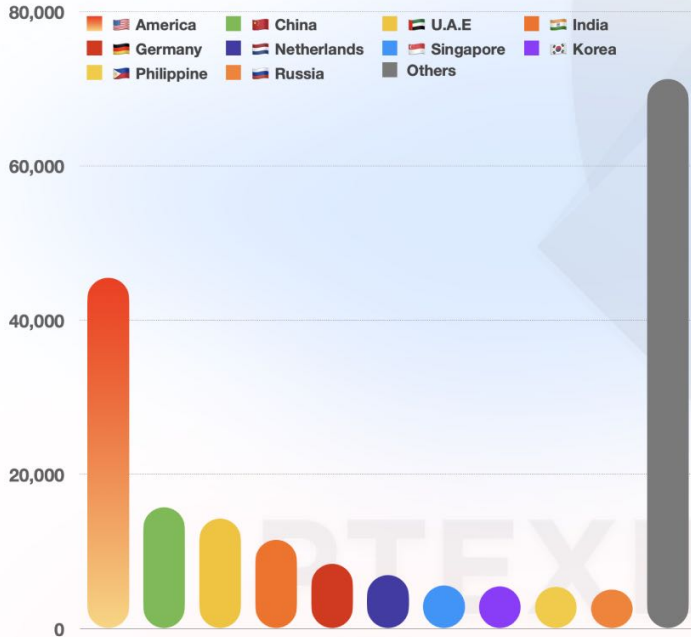


U.A.E

14,277 MT

# INSIGHT OF EXPORTING PEPPER VIETNAM **JAN TO OCT 2022**

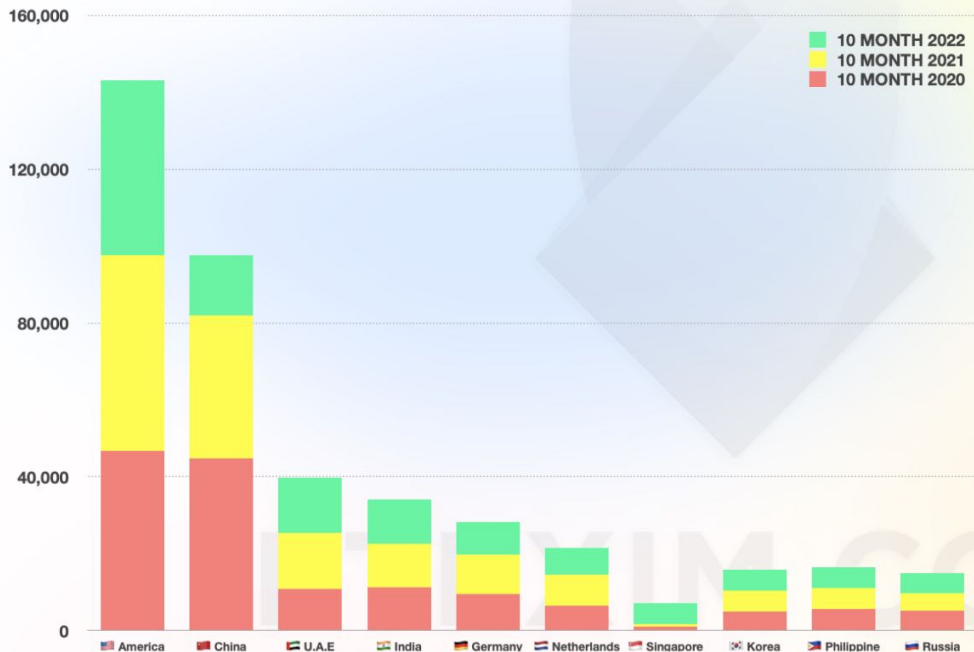
## TOP 10 VIETNAM'S PEPPER EXPORTING MARKET



No	Country	Quantity (MT)
1	America	45,483
2	China	15,741
3	U.A.E	14,277
4	India	11,520
5	Germany	8,375
6	Netherlands	6,908
7	Singapore	5,556
8	Korea	5,453
9	Phillipine	5,416
10	Russia	5,073
	Others	71,280
	<b>TOTAL</b>	<b>195,082</b>

# TOP 10 VIETNAM'S PEPPER EXPORTING MARKET

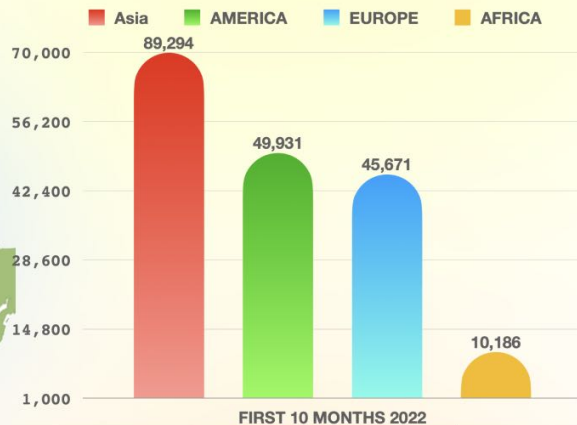
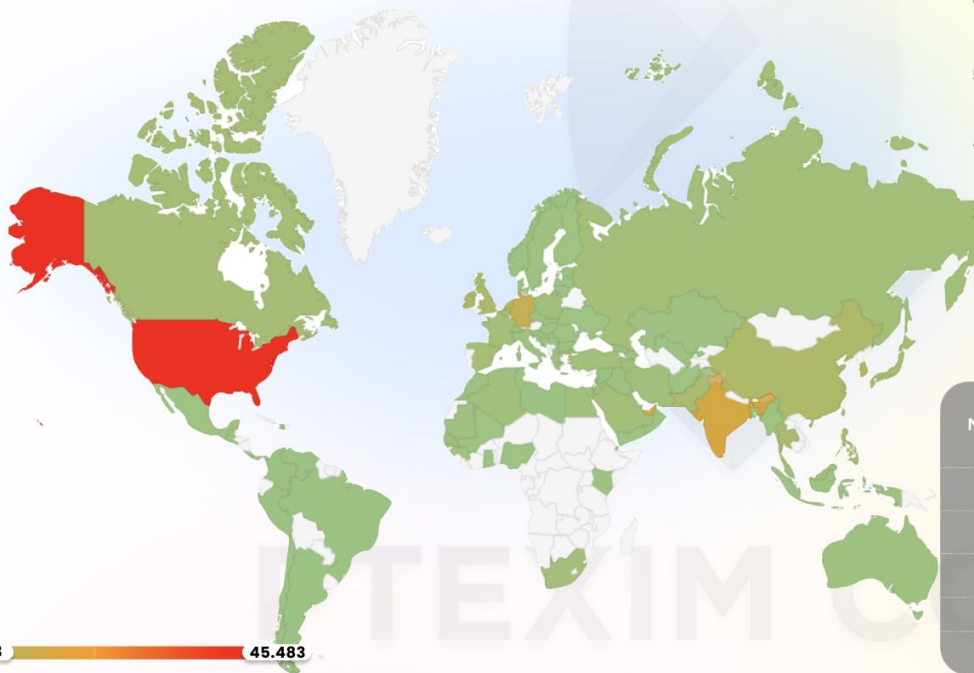
## JAN TO OCT PERIOD 2020 - 2022



No	COUNTRY	10 MONTH 2020	10 MONTH 2021	10 MONTH 2022
1	America	46,765	50,939	45,483
2	China	44,674	37,283	15,741
3	U.A.E	10,825	14,610	14,277
4	India	11,251	11,382	11,520
5	Germany	9,463	10,310	8,375
6	Netherlands	6,390	8,164	6,908
7	Singapore	956	620	5,556
8	Korea	5,028	5,417	5,453
9	Phillipine	5,598	5,371	5,416
10	Russia	5,062	4,727	5,073

# COUNTRIES IMPORT VIETNAM PEPPER BY MAP CHART

## CONTINENT IMPORT VIETNAM PEPPER **10 MONTHS** 2022 PERIOD



No	Countries	10 MONTHS 2020	10 MONTHS 2021	10 MONTHS 2022
1	ASIA	122,324	110,448	89,294
2	AMERICA	51,437	56,014	49,931
3	EUROPE	51,086	53,099	45,671
5	AFRICA	18,067	12,469	10,186
<b>TOTAL</b>		<b>242,914</b>	<b>232,030</b>	<b>195,082</b>



# TOP 10 EUROPE COUNTRIES IMPORT VIETNAM PEPPER

BELLOW CHART SHOWS TOP 10 EUROPE COUNTRIES IMPORTED PEPPER FROM VIETNAM **10 MONTHS 2022**



## 45,671<sup>MT</sup>

### PEPPER

imported from Vietnam of 10 months 2022

**CHANGE**

**-7,428<sup>MT</sup>**

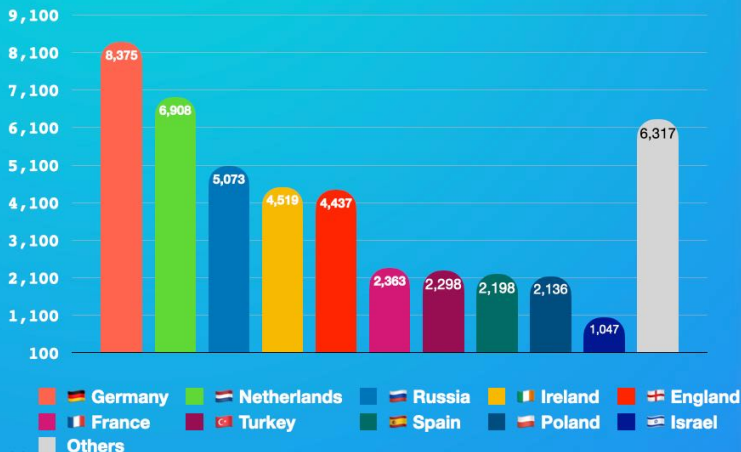


**% CHANGE**

**-14.00%**



compared with 2021



No	COUNTRY	10 MONTHS 2020	10 MONTHS 2021	10 MONTHS 2022
1	Germany	9,463	10,310	8,375
2	Netherlands	6,390	8,164	6,908
3	Russia	5,062	4,727	5,073
4	Ireland	4,519	4,132	4,519
5	England	4,636	5,043	4,437
6	France	3,718	4,756	2,363
7	Turkey	3,073	3,648	2,298
8	Spain	2,354	2,503	2,198
9	Poland	2,871	2,104	2,136
10	Israel	1,782	1,197	1,047
	Others	7,218	6,515	6,317
	<b>TOTAL</b>	<b>51,086</b>	<b>53,099</b>	<b>45,671<sup>MT</sup></b>



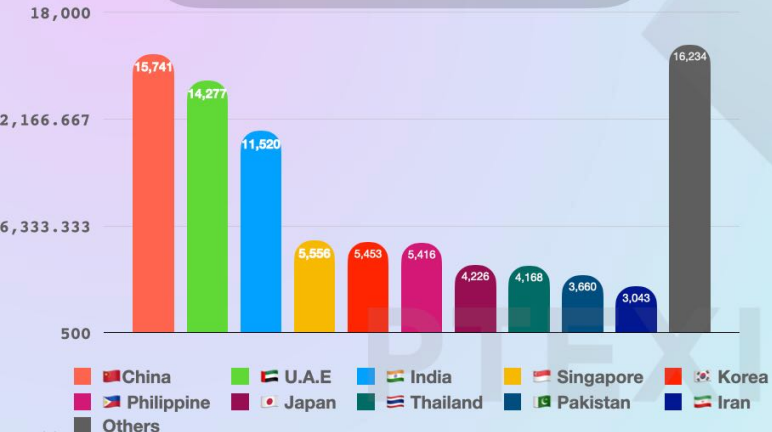
# TOP 10 ASIA COUNTRIES IMPORT VIETNAM PEPPER

BELLOW COLUMN CHART AND DATA SHOWS TOP 10 ASIA COUNTRIES IMPORTED PEPPER FROM VIETNAM **10 MONTHS 2022**



**CHANGE** **-21,154<sup>MT</sup>** ↓

**% CHANGE** **-19.15%** ↓  
*compared with 2021*



No	COUNTRY	10 MONTHS 2020	10 MONTHS 2021	10 MONTHS 2022
1	China	44,674	37,283	15,741
2	U.A.E	10,825	14,610	14,277
3	India	11,251	11,382	11,520
4	Singapore	956	620	5,556
5	Korea	5,028	5,417	5,453
6	Philippine	5,598	5,371	5,416
7	Japan	3,055	2,872	4,226
8	Thailand	4,600	3,890	4,168
9	Pakistan	9,100	9,877	3,660
10	Iran	3,320	3,759	3,043
	Others	23,917	15,367	16,234
	<b>TOTAL</b>	<b>122,324</b>	<b>110,448</b>	<b>89,294</b>

# TOP 5 AMERICAN COUNTRIES IMPORT VIETNAM PEPPER

BELLOW COLUMN CHART AND DATA SHOWS TOP 5 AMERICAN COUNTRIES IMPORTED PEPPER FROM VIETNAM FIRST **10 MONTHS 2022**

The US is still the largest export market of Vietnam's pepper, but over the same period, the US import volume decreased by 10.9% to 49,931 tons.



## 49,931<sup>MT</sup>

### PEPPER

imported from Vietnam of 10 months 2022

**CHANGE**

**-6,083<sup>MT</sup>**

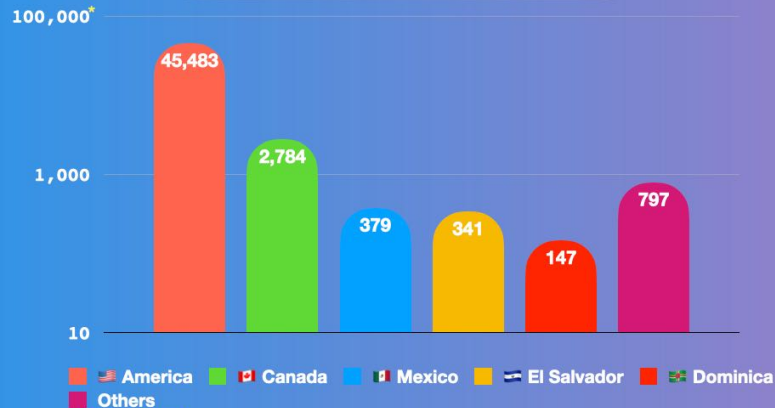


**% CHANGE**

**-10.96%**



compared with 2021

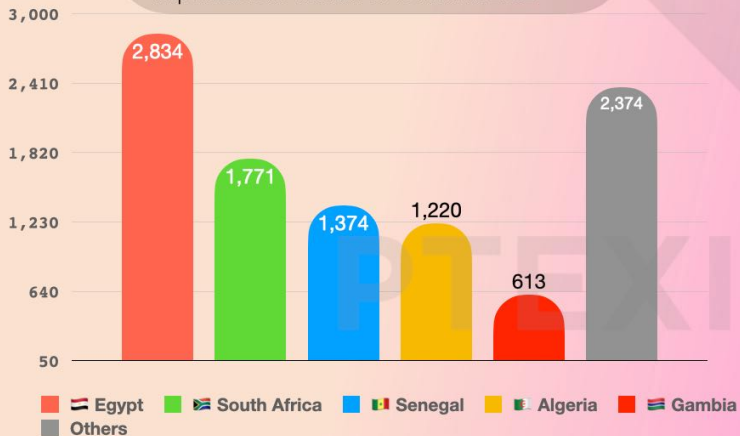


No	COUNTRY	10 MONTHS 2020	10 MONTHS 2021	10 MONTHS 2022
1	America	46,765	50,939	<b>45,483</b>
2	Canada	2,303	2,837	<b>2,784</b>
3	Mexico	866	638	<b>379</b>
4	El Salvador	54	298	<b>341</b>
5	Dominica	47	129	<b>147</b>
	Others	1,402	1,173	<b>797</b>
	<b>TOTAL</b>	<b>51,437</b>	<b>56,014</b>	<b>49,931<sup>MT</sup></b>



# TOP 5 AFRICA COUNTRIES IMPORT VIETNAM PEPPER

BELLOW COLUMN CHART AND DATA SHOWS TOP 5 AFRICA COUNTRIES IMPORTED PEPPER FROM VIETNAM FIRST **10 MONTHS 2022**  
 The African market also recorded a decline as exports fell by 19% in 9 months, of which exports to Egypt decreased by 50.4% to 2,332 tons. Exports to South Africa and Gambia also decreased while to Senegal and Algeria increased.



**CHANGE** **-2,283<sup>MT</sup>** ↓



**% CHANGE** **-18.31%** ↓  
 compared with 2021

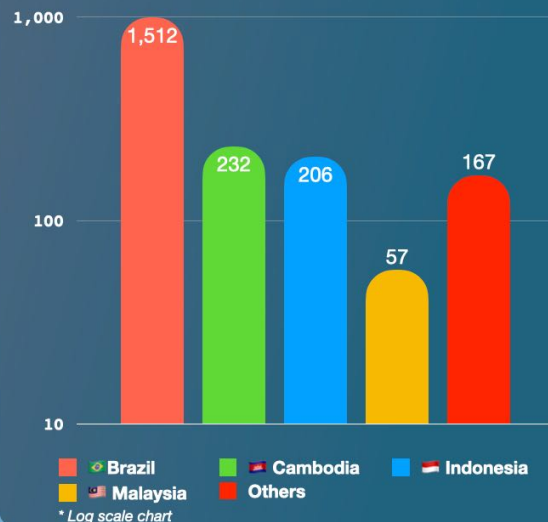
No	COUNTRY	10 MONTHS 2020	10 MONTHS 2021	10 MONTHS 2022
1	Egypt	7,776	5,237	2,834
2	South Africa	2,630	2,410	1,771
3	Senegal	2,279	1,261	1,374
4	Algeria	971	320	1,220
5	Gambia	1,103	896	613
	<b>Others</b>	3,308	2,345	2,374
	<b>TOTAL</b>	<b>18,067</b>	<b>12,469</b>	<b>10,186</b>



# IMPORT OF PEPPER IN OCTOBER 2022

According to preliminary statistics of VPA, in October 2022, Vietnam imported 2,174 tons, of which black pepper reached 2,060 tons, white pepper reached 114 tons. Compared to the previous month, the import volume increased by 27.3%, the turnover increased by 14.6%.

No	Country	Total Value (\$)	Quantity (Mt)
1	 <b>Brazil</b>	\$ 4,923,195	1,512
2	 <b>Cambodia</b>	\$ 654,889	232
3	 <b>Indonesia</b>	\$ 1,031,603	206
4	 <b>Malaysia</b>	\$ 331,140	57
5	<b>Others</b>	\$ 760,415	167
	<b>TOTAL</b>	\$ 7,701,242	2,174



# VIETNAM IMPORT PEPPER

JANUARY TO OCTOBER

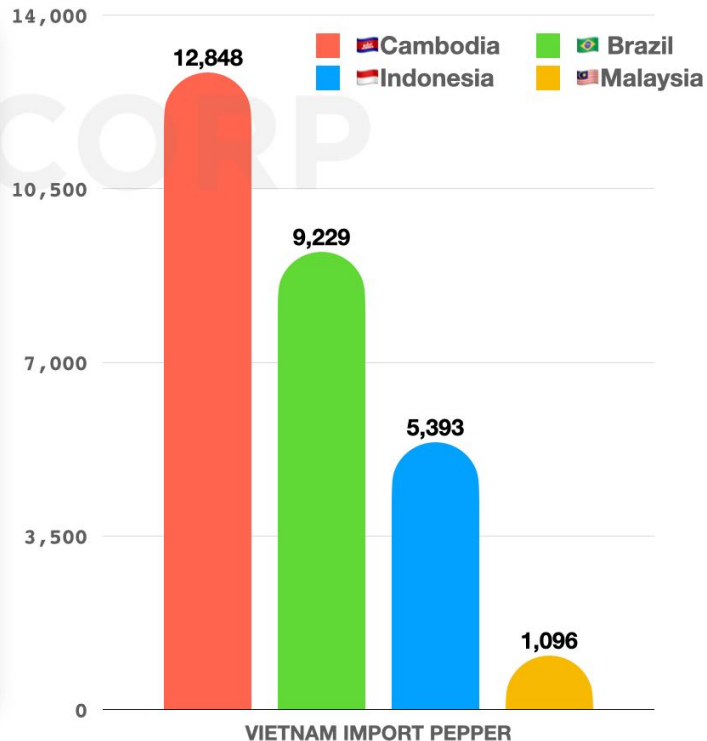
“By the end of October 2022, Vietnam had imported **31,799** tons, of which black pepper reached 28,000 tons, white pepper reached 3,799 tons, compared to the same period last year, the import volume increased by **44.7%** equivalent to 9,822 tons.

🇰🇲 Cambodia is the largest pepper supplier to Vietnam with **12,848** tons, up 124.2 percent. Followed by Brazil with an increase of 62.8% to 9,229 tons, Indonesia ranked third with 5,393 tons, down 31.9%. ”

# VIETNAM IMPORT PEPPER

Bellow table shows pepper's quantity imported to Vietnam from January to October 2022

No	Countries	10 months 2020	10 months 2021	10 months 2022	% +/- 2022/2021
1	Cambodia	2,706	5,731	12,848	124,2 ▲
2	Brazil	9,177	5,669	9,229	62,8 ▲
3	Indonesia	13,617	7,924	5,393	-31,9 ▼
4	Malaysia	5,100	608	1,096	80,3 ▲
	Other	411	2,045	3,233	
	<b>TOTAL</b>	<b>31,011</b>	<b>21,977</b>	<b>31,799</b>	<b>44,9 ▲</b>



# BLACK PEPPER PRICE WEEK 46

## Prices drop slightly



- After a hot increase in week 44 & 45 with an increase of 8%, the price has corrected down in the past week with a **decrease of 6%**.
- Demand is quite low from big markets like China / US / EU / ASIA / AFRICA...



# FROM JAN 2022 - 14<sup>TH</sup> NOV 2022

## VIETNAM BLACK PEPPER PRICE CHART

**i** With nearly 11 months of political/currency/inflation/energy/Zero Covid policy from China...etc. Pepper price has decreased from VND 83,000 from January 1, 2022 to VND 62,000 on November 14, 2022, corresponding to a price reduction is 25% in the past 10 months.

**i** This is a price drop that exceeds the expectations of most people at the end of year 2021 when it is expected that pepper prices will continue to recover strongly in 2022. However, the reality did not go as expected.



JAN

14<sup>TH</sup> NOV



# SHIPPING & FREIGHT

## Stable & Falling Demand



FBX01 index: **Asia to West Coast ocean freight**. last update: 8-Nov-2022

FBX measure the daily, 40FT container rates by freight forwarders for 12 main shipping routes through Asia, Europe, and the Americas. The rates include shipping prices and other fees but exclude taxes and port fees.

Ocean rates out of Asia were stable overall again this week – though Asia to US West Coast prices ticked up and are now level with prices in early October – suggesting the sharp drop off that began this summer may be leveling out as capacity is removed to meet falling demand.



The relatively strong volumes – together with **congestion and reductions in capacity** – are likewise still keeping ocean rates elevated compared to 2019, with ex-Asia rates to the West Coast 81% higher than in 2019, East Coast rates more than double, and prices to Europe more than triple November 2019 levels.

Labor **disputes continue to loom** in several areas of logistics across the globe, though while West Coast port labor talks have stalled, there was new progress in US rail labor negotiations, and workers at the Port of Liverpool canceled a planned strike this week.



# VND

## USD/VND

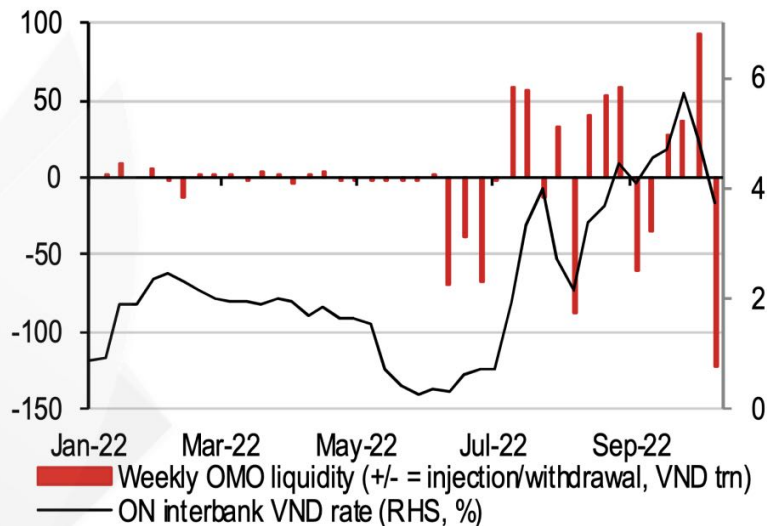
VND: Rising tolerance for more weakness

We raise our USD-VND forecasts to 25,800 by end-2022e and 26,400 by mid-2023e

The SBV's tolerance for a weaker VND is rising, given high pressure on trading partners' currencies and liquidity

Falling FX reserves, a deteriorating core balance, a slow recovery in tourism, and portfolio outflows remain headwinds.

The exchange rate is still likely to increase 1-2% in the near future, but it will be much slower than before because there is very little room for the exchange rate increase. The central bank will use the tool to raise interest rates to strengthen the local currency to avoid a deeper devaluation in the near future.



Source: SBV, Refinitiv, HSBC





# OTHERS SPICES

CINNAMON (CASSIA) / TURMERIC / STAR ANISE / GINGER



## CASSIA



Cassia remains stable and stock becomes less due to the end crop.



Heavy rain from north Vietnam and winter coming. Stock from now

onwards is expected to be very tight because farmers stop

harvesting. Demand for Cassia Stick (Cassia Cigarette) / Cassia

Broken / Cassia Split from USA / EU / ASIA for New Year may push the

market to stabilize.



**RAINY  
WEATHER**



**SLOW  
HARVEST**





# CASSIA

Ptexim became an official member of **Binh An Organic Cinnamon Cooperative.**







# EU STANDARDS

**PTEXIM** are now able to produce ground cassia / cassia broken with **low coumarin content** and guaranteed **lead content** below **2ppm** according to **European standards**.



**3000 ppm**



**COUMARIN**

**CONTENT**



**2ppm**

**LEAD**

**CONTENT**



# STAR ANISE

The price of star anise is constantly fluctuating and reduced in the past week due to China stopping to buy. Demand also is coming slow from ASIA / USA and especially from the EU.



PTEXIM CORP



# STAR ANISEED



# OTHERS SPICES



CINNAMON (CASSIA) / TURMERIC / STAR ANISE / GINGER



## GINGER

Please contact for further demand for Ginger Sliced/ Polished Ginger Finger...

## TURMERIC



Please contact me for further demand for Turmeric Sliced/ Polished Turmeric Finger / Turmeric Powder ....





# OFFER & UPDATING PEPPER PRICE

I would like to give you an indication price PEPPER, CASSIA, STAR ANISE, TURMERIC... based on NET FOB HCM as follows



## WHOLE PEPPER

NO	ITEM	FOB (USD/MT)	EU MAINT PORT	NY/BAL
<b>PINHEAD PEPPER</b>				
1	PINHEAD < 1MM SUPER CLEANED	\$1.088	\$1.325	\$1.303
2	PINHEAD 1.5MM - 2MM CLEANED	\$1.376	\$1.614	\$1.591
3	PINHEAD 2MM - 2.5MM CLEANED	\$1.668	\$1.905	\$1.883
4	PINHEAD SUPERIOR QUALITY	\$2.001	\$2.238	\$2.216
5	LIGHT BERRIES TO EXTRA OIL (6-7% PIPERINE)	Please Contact	Please Contact	Please Contact

## WHOLE PEPPER

6	VBP 500 G/L FAQ	\$2.655	\$2.791	\$2.827
7	VBP 550 G/L FAQ	\$2.838	\$2.973	\$3.010
8	VBP 500 G/L Double Spiral Cleaned	\$2.902	\$3.037	\$3.074
9	VBP 550 G/L Double Spiral Cleaned	\$2.953	\$3.089	\$3.125
10	VBP 570 G/L Double ASTA	\$3.005	\$3.140	\$3.177
11	VBP 5MM Jumbo Size	\$3.093	\$3.228	\$3.265
12	White PEPPER 630 G/L DW	\$4.245	\$4.381	\$4.417
13	White PEPPER 630 G/L ASTA	\$4.286	\$4.422	\$4.458





# STEAM STERILIZED PEPPER & PESTICIDE GUARANTEE

NO	ITEM	FOB (USD/MT)	EU MAINT PORT	NY/BAL
<b>STEAM STERILIZED PINHEAD PEPPER</b>				
1	Steam Sterilized Pinhead < 1MM	\$1.538	\$1.775	\$1.753
2	Steam Sterilized Pinhead 1.5MM - 2MM	\$1.826	\$2.064	\$2.041
3	Steam Sterilized Pinhead 2MM - 2.5MM	\$2.118	\$2.355	\$2.333
4	Steam Sterilized Pinhead Super Quality	\$2.451	\$2.688	\$2.666

<b>STEAM STERILIZED LIGHT BERRIES PEPPER</b>				
5	Steam Sterilized Black Pepper 250 G/L	\$2.809	\$3.046	\$3.014
6	Steam Sterilized Black Pepper 300 G/L	\$2.853	\$3.091	\$3.058
7	Steam Sterilized Black Pepper 350 G/L	\$2.898	\$3.135	\$3.102





# STEAM STERILIZED PEPPER & PESTICIDE GUARANTEE EU COMPLIANCE

NO	ITEM	FOB (USD/MT)	EU MAINT PORT	NY/BAL
<b>STEAM STERILIZED PEPPER</b>				
8	Steam Sterilized Pepper 500G/L	\$3.100	\$3.236	\$3.272
9	Steam Sterilized Pepper 550G/L	\$3.204	\$3.340	\$3.376
10	Steam Sterilized Pepper 570G/L	\$3.256	\$3.392	\$3.428
11	Steam Sterilized Pepper 5MM	\$3.326	\$3.462	\$3.498
12	Steam Sterilized White Pepper 630G/L	\$4.614	\$4.749	\$4.786
<b>STEAM STERILIZED PEPPER - EU COMPLIANCE</b>				
13	Steam Sterilized Pepper 500G/L	\$3.280	\$3.416	\$3.452
14	Steam Sterilized Pepper 550G/L	\$3.384	\$3.520	\$3.556
15	Steam Sterilized Pepper 570G/L	\$3.436	\$3.572	\$3.608
16	Steam Sterilized Pepper 5MM	\$3.506	\$3.642	\$3.678
17	Steam Sterilized White Pepper 630G/L	\$4.794	\$4.929	\$4.966





# CASSIA ( CINNAMON) GUARANTEE LEAD & METAL POWDER



ITEM	FOB	NOTE
CASSIA POWDER 2.5% VO	2.579	2.5% VO
CASSIA POWDER 3% VO	2.999	3% VO
CASSIA BROKEN CLEANED 2.5% VO	2.479	2.5% VO
CASSIA BROKEN CLEANED 3% VO	2.731	3% VO

 10 ppm ↓  
**METAL POWDER**



# CASSIA ( CINNAMON) GUARANTEE COUMARIN

ITEM	FOB	NOTE
CASSIA POWDER 2.5% VO	2.421	2.5% VO
CASSIA POWDER 3% VO	2.799	3% VO
CASSIA BROKEN CLEANED 2.5% VO	2.379	2.5% VO
CASSIA BROKEN CLEANED 3% VO	2.631	3% VO

↓ **2 ppm** LEAD CONTENT  
↓ **3000 ppm** COUMARIN CONTENT



**EU STANDARDS**

# CASSIA (CINNAMON)



NO	ITEM	FOB (USD/MT)	NOTE
1	WHOLE CASSIA;	\$3.621	>4% VO
2	CASSIA SPLIT;	\$3.151	>3.5% VO
3	CASSIA BROKEN CLEANED 2% VO;	\$1.985	>2% VO
4	CASSIA BROKEN CLEANED 2.5% VO;	\$2.279	>2.5% VO
5	CASSIA BROKEN CLEANED 3% VO;	\$2.531	>3% VO
6	CASSIA BROKEN CLEANED 3.5% VO;	\$2.741	>3.5% VO
7	CASSIA BROKEN CLEANED 4% VO;	\$3.036	>4% VO
8	CASSIA STICK CUT 6 - 10CM - ROLLED 90%;	\$5.210	>4% VO
9	CASSIA CIGARETTE LONG STICK	\$4.873	>4% VO
10	CASSIA POWDER 1 - 1.5% VO;	\$1.564	1-1.5% VO
11	CASSIA POWDER 2% VO;	\$2.111	2% VO
12	CASSIA POWDER 2.5% VO;	\$2.321	2.5% VO
13	CASSIA POWDER 3% VO;	\$2.699	3% VO
<b>CASSIA ( CINNAMON) STEAM STERILIZED</b>			
14	CASSIA POWDER STEAM STERILIZED 2.5% VO;	\$3.291	2.5% VO
15	CASSIA POWDER STEAM STERILIZED 3% VO;	\$3.491	3% VO
16	CASSIA BROKEN STEAM STERILIZED 2.5% VO;	\$3.106	2.5% VO
17	CASSIA BROKEN STEAM STERILIZED 3% VO;	\$3.337	3% VO



# STAR ANISE



NO	ITEM	FOB (USD/MT)	NOTE
18	STAR ANISE SPRING CROP	\$7.804	2.0cm, 80% up
19	STAR ANISE AUTUMN CROP;	\$8.855	2.5cm, 80% up
20	STAR ANISE SUNDRIED EU COMPLIANCE;	\$9.555	2.5cm, 80% up



# TURMERIC



NO	ITEM	FOB (USD/MT)
16	TURMERIC FINGER;	\$1.448
17	POLISHED TURMERIC FINGER;	\$1.659
18	TURMERIC POWDER;	\$1.448
19	TURMERIC SLICE SUN DRIED;	\$1.406
20	WASHED TURMERIC SLICE SUN DRIED;	\$1.532
21	TURMERIC SLICE MACHINE DRIED;	\$1.532

# GINGER



NO	ITEM	FOB (USD/MT)
22	GINGER POWDER	\$2.415
23	GINGER SLICED	\$2.205
24	POLISHED GINGER FINGER	\$2.415







# IPEPPER POWDER PESTICIDE GUARANTEE

ITEM	(USD/MT)
<b>GROUND STEAM STERILIZED BLACK PEPPER</b>	
- Half Cracked HTST black pepper;	\$4.283
- Granulate HTST black pepper;	\$4.203
- Coarse HTST black pepper 12 -> 14# ;	\$4.003
- Table HTST black pepper 18 -> 28# ;	\$3.968
- Fine HTST black pepper 30 -> 34# ;	\$3.933
- Ground HTST black pepper 40 -> 100# ;	\$3.691
<b>GROUND STEAM STERILIZED WHITE PEPPER</b>	
- Half Cracked HTST White Pepper;	\$5.992
- Granulate HTST white pepper;	\$5.878
- Coarse HTST white pepper 12 -> 14# ;	\$5.707
- Table HTST white pepper 18 -> 28# ;	\$5.657
- Fine HTST white pepper 30 -> 34# ;	\$5.608
- Ground HTST white pepper 40 -> 100# ;	\$5.459



# Pepper's Market Report

MONTHLY - **OCT**  
**Week 46**



PTEXIM CORP

# THANK YOU!

Please do not hesitate to send me if you have any further request.

**Hien, Nguyen Vu**

**CEO**

**A:** 43, Str. 17, An Phu Ward, Thu Duc City, Ho Chi Minh City, Vietnam

**M:** +84 902 222 295

**E:** [spices@ptexim.com.vn](mailto:spices@ptexim.com.vn) | [hiennv@ptexim.com.vn](mailto:hiennv@ptexim.com.vn)

## PTEXIM CERTIFICATE



## PTEXIM FACTORY



1. WHOLE SPICES FACTORY (Daklak Province, VN)



2. FOOD FACTORY (Ba Ria Vung Tau Province, VN)



3. CASSIA & STAR ANISE FACTORY (Yen Bai Province, VN)

[www.ptexim.com.vn](http://www.ptexim.com.vn)