



PTEXIM CORP

PEPPER CROP SURVEY 2023



©PTEXIM RESEARCH
WWW.PTEXIM.COM.VN



ABOUT CROP SURVEY 2023

We look back to a tumultuous year in 2022 such as war, energy prices, inflation, strong currency fluctuations... that made pepper prices drop by 25% in 2022, in contrast with the predictions of many people.

By surveying and collecting informations from different sources, we would like to send you the forecast of the crop production in 2023. Due to the limited survey and information collection. Therefore, errors in this report cannot be avoided. However, we hope the report will provide you with useful reference information.

We look forward to your comments to improve the following reports.

Sincerely Thank you.



PTEXIM RESEARCH



TABLE OF CONTENT

1



Overview of the
world's pepper
crop size in 2022

2



Forecast of
Vietnam's
pepper crop in
2023

3



Analysis of
factors affecting
Vietnam's
pepper crop in
2023

4



Forecast of the
world pepper
crop in 2023

5



Crop size
Consolidation



1

OVERVIEW OF THE WORLD'S PEPPER CROP SIZE IN 2022





PEPPER CROP SIZE 2022 & EXPORT SITUATION

COUNTRIES	CARRY OVER 2021	IMPORT	CROP 2022	DOMESTIC CONSUMPTION	QUANTITY AVAILABLE TO EXPORT 2022
 Brazil	5,500	200	110,000	7,000	108,700
 Indonesia	3,500	500	55,000	30,000	29,000
 Malaysia	2,000	1,000	20,000	7,000	16,000
 Sri Lanka	6,000	0	25,000	12,000	19,000
 Cambodia	2,100	0	15,000	450	16,650
 China	12,800	60,000	30,000	90,000	12,800
 India	20,000	25,000	65,000	70,000	40,000
 Thailand	1,000	4,500	4,500	8,500	1,500
 Madagascar	1,000	0	3,500	1,500	3,000
 Ecuador	700	0	5,000	1,000	4,700
 Viet Nam	45,000	30,000	200,000	10,000	265,000
Total	<u>99,600</u>	<u>121,200</u>	<u>533,000</u>	<u>237,450</u>	<u>516,350</u>

FROM JAN 2022 - 31RD DEC 2022

VIETNAM BLACK PEPPER PRICE CHART



VND/KG

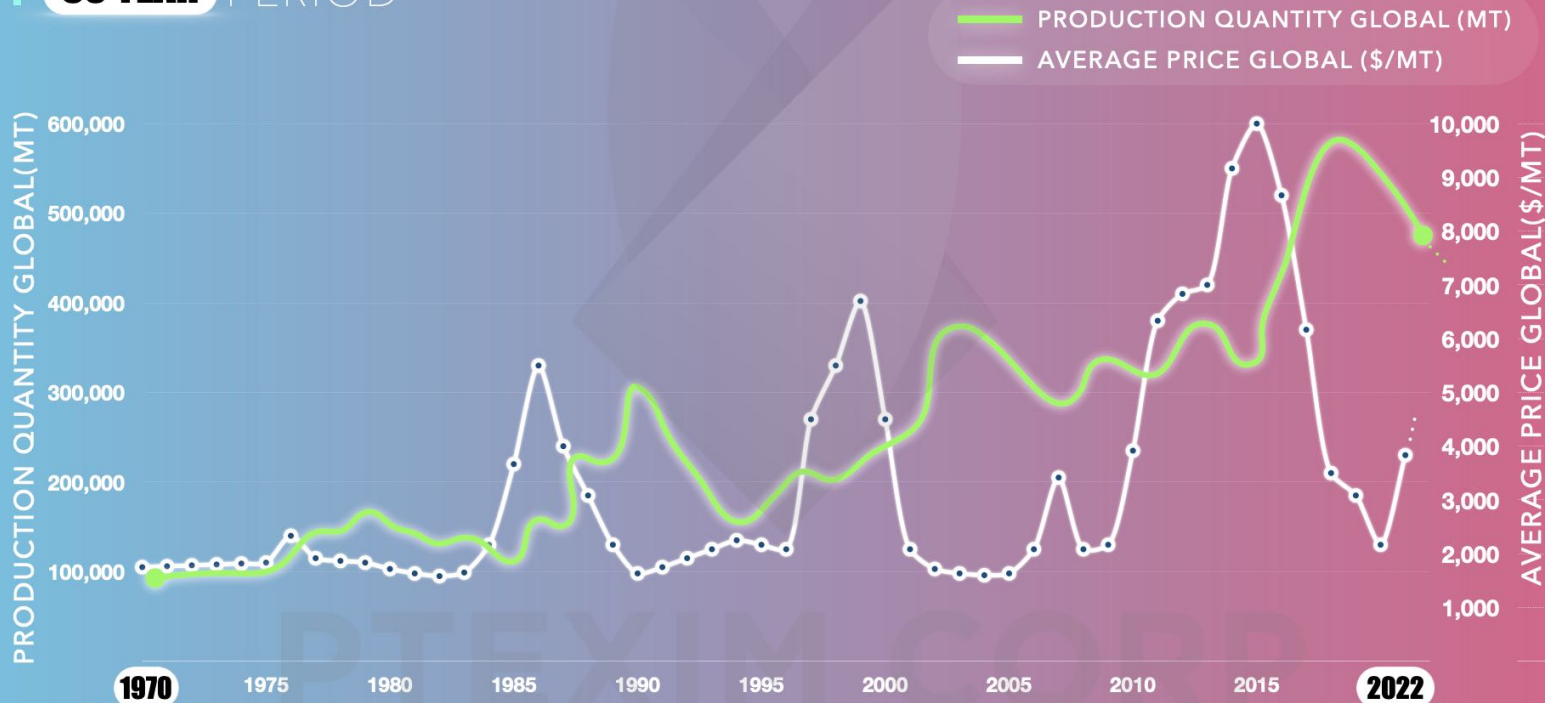
1/1/22 1/14/22 1/27/22 2/9/22 2/22/22 3/7/22 3/20/22 4/2/22 4/15/22 4/28/22 5/11/22 5/24/22 6/6/22 6/19/22 7/2/22 7/15/22 7/28/22 8/10/22 8/23/22 9/5/22 9/18/22 10/1/22 10/14/22 10/27/22 11/9/22 11/22/22 12/5/22 12/18/22 12/31/22

JAN

31RD DEC

BLACK PEPPER PRODUCTION QUANTITY & AVERAGE PRICE GLOBAL

50 YEAR PERIOD



2



FORECAST OF VIETNAM'S PEPPER CROP IN 2023





BLACK PEPPER PRODUCTION AREA & QUANTITY IN VIETNAM

101.358 HA



DAK LAK

29.705 HA

JAN FEB MAR APR MAY JUN JUL AUG SEP OCT NOV DEC

HARVESTING TIME



BINH PHUOC

12.372 HA

JAN FEB MAR APR MAY JUN JUL AUG SEP OCT NOV DEC

HARVESTING TIME



DAK NONG

24.835 HA

JAN FEB MAR APR MAY JUN JUL AUG SEP OCT NOV DEC

HARVESTING TIME



GIA LAI

9.389 HA

JAN FEB MAR APR MAY JUN JUL AUG SEP OCT NOV DEC

HARVESTING TIME



DONG NAI

12.865 HA

JAN FEB MAR APR MAY JUN JUL AUG SEP OCT NOV DEC

HARVESTING TIME



BA RIA VUNG TAU

8.491 HA

JAN FEB MAR APR MAY JUN JUL AUG SEP OCT NOV DEC

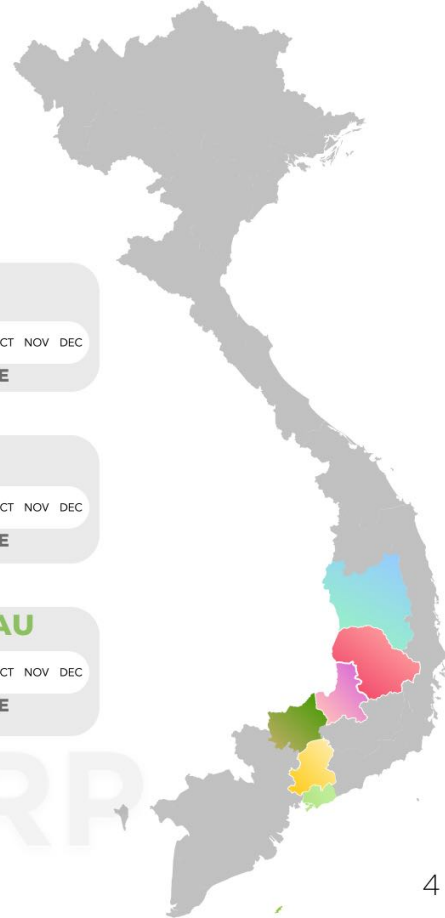
HARVESTING TIME

3.700 HA

JAN FEB MAR APR MAY JUN JUL AUG SEP OCT NOV DEC

HARVESTING TIME

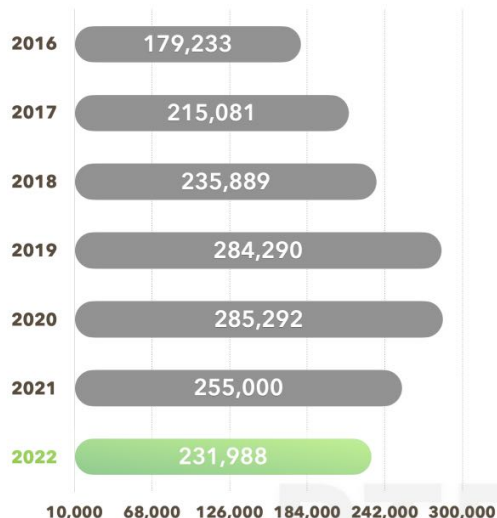
OTHER PROVINCE



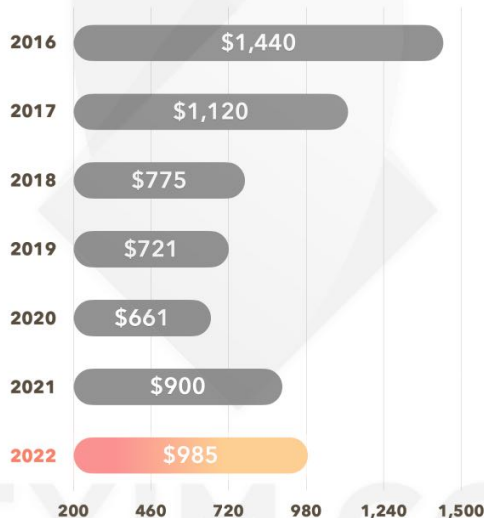


BLACK PEPPER PRODUCTION AREA & QUANTITY IN VIETNAM

EXPORT OF VIETNAM BLACK PEPPER INSIGHT **PERIOD 2016-2022**



EXPORT VOLUME (MT)



VALUE (MILLION \$)



AVERAGE (\$)



BLACK PEPPER PRODUCTION AREA & QUANTITY IN VIETNAM



The total amount of pepper that can be exported from Vietnam for 2023 is about 270,000MTs – 295,000MTs. This is considered a very large number. However, the amount of carry over 2022 with a total of 50,000MTs – 60,000MTs is considered a frozen amount because it focuses mostly on farmers, agents, and exporters with financial potential. This amount is only circulated when the market heats up again and reaches the expected price.

50.000-60.000_{MT}



**CARRY
OVER 2022**

190.000-200.000_{MT}



**2023 CROP
SIZE**

30.000-35.000_{MT}



**IMPORT FROM OTHER
COUNTRIES TO
REPROCESS AND
REEXPORT**



BLACK PEPPER PRODUCTION AREA & QUANTITY IN VIETNAM



DAK LAK

29.705 HA

PRODUCTION 2023
COMPARED WITH 2022

↑ 5 %



BINH PHUOC

12.372 HA

PRODUCTION 2023
COMPARED WITH 2022

↓ 5 %



DAK NONG

24.835 HA

PRODUCTION 2023
COMPARED WITH 2022

↑ 5 %



GIA LAI

9.389 HA

PRODUCTION 2023
COMPARED WITH 2022

→ UNCHANGE



DONG NAI

12.865 HA

PRODUCTION 2023
COMPARED WITH 2022

→ UNCHANGE



BA RIA VUNG TAU

8.491 HA

PRODUCTION 2023
COMPARED WITH 2022

→ UNCHANGE

3.700 HA

PRODUCTION 2023
COMPARED WITH 2022

→ UNCHANGE

OTHER PROVINCE

QUANG TRI & LAM DONG

3

ANALYSIS OF FACTORS AFFECTING VIETNAM'S PEPPER CROP IN 2023



HEADLINE

Due to the expectation that prices will increase at the beginning of 2022, many farmers borrow and kept pepper from the old 2022 crop with an average price of about 20-25% higher than the current price.



LOW PRICE

Low prices in recent years makes farmers less take care of pepper plantations

WEATHER

The weather last year was quite favorable for the crop.



REDUCING FERTILIZER

Due to low prices from last year, farmers have reduced care for pepper gardens such as reducing fertilizer application and weeding.



REPLANT

Farmers also do not replant their gardens and actively intercrop with other fruit trees such as durian, avocado, jackfruit...



COST

The cost of gardening and harvesting workers is increasingly expensive, so this year farmers almost only harvest once and focus on February & March.



OUTPUT ↓

It is forecasted that the harvested output will decrease in the coming time if the price level remains low.

4



FORECAST OF THE WORLD PEPPER CROP IN 2023





FORECAST OF THE WORLD PEPPER CROP IN 2023



VIET NAM



Carry over 50.000MTs - 60.000 MTs like frozen stock and concentrate on rich farmers/collectors/exporters. It may keep a few more years and no pressure to offer to the spices market if price is not attractive.



50.000

-

60.000

CARRY OVER*



190.000

-

200.000

CROP SIZE



30.000

-

35.000

IMPORT



FORECAST OF THE WORLD PEPPER CROP IN 2023



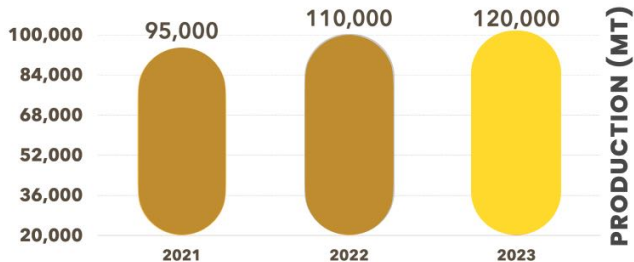
BRAZIL



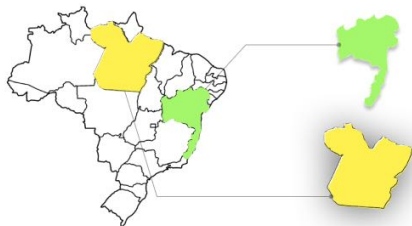
PRODUCTION QUANTITY

CHANGE 10-15,000^{MT} ↑

% CHANGE 10-15% ↑



PRODUCTION AREA



Espirito & Bahia Production

- 2023 production exceed 70-75.000 MTS
- Harvest from December to Feb & June to July

PARA (PA) Production

- 2023 production expecting around 45-50.000MTs.
- Harvesting time; June till November





FORECAST OF THE WORLD PEPPER CROP IN 2023



CHINA

China's opening up alleviates fears of a global recession in the context that developed economies are all slowing down due to recent sharp interest rate hikes and high energy costs. It is still the world's largest growth engine, accounting for about 30% of global economic growth.



AREA

20.000 HA



CROP
SIZE

30,000 MT ^{*Estimate}



HECTARES UNDER
PEPPER CULTIVATION
IN 2023

18.500 HA



PRODUCTION
QUANTITY

25-30.000 MT



DOMESTIC
CONSUMPTION

85-90.000 MT



EXPORT **2-5.000** Mt

CROP SEASON TIME

JAN

FEB

MAR

APR

MAY

JUN

JUL

AUG

SEP

OCT

NOV

DEC



FORECAST OF THE WORLD PEPPER CROP IN 2023

INDONESIA

On January 11, Indonesia's Coordinating Minister of Economic Affairs Airlangga Hartarto said that the Indonesian government has set a target that the export value of 2023 will increase by 12.8% compared to this year. Due to not receiving new information from Indonesia in the past year and little fluctuation in plantations. Therefore, we forecast the figures to be flat when compared to early 2022.



PRODUCTION
QUANTITY

40-50.000 MT



EXPORT **30.000** MT

CROP SEASON TIME

JAN

FEB

MAR

APR

MAY

JUN

JUL

AUG

SEP

OCT

NOV

DEC



BANGKA – BELITUNG PRODUCTION



- The biggest pepper producers in Indonesia
- Mostly produce white pepper (known as Muntok)

LAMPUNG PRODUCTION



- The second biggest pepper producers in Indonesia
- Mostly produce black pepper

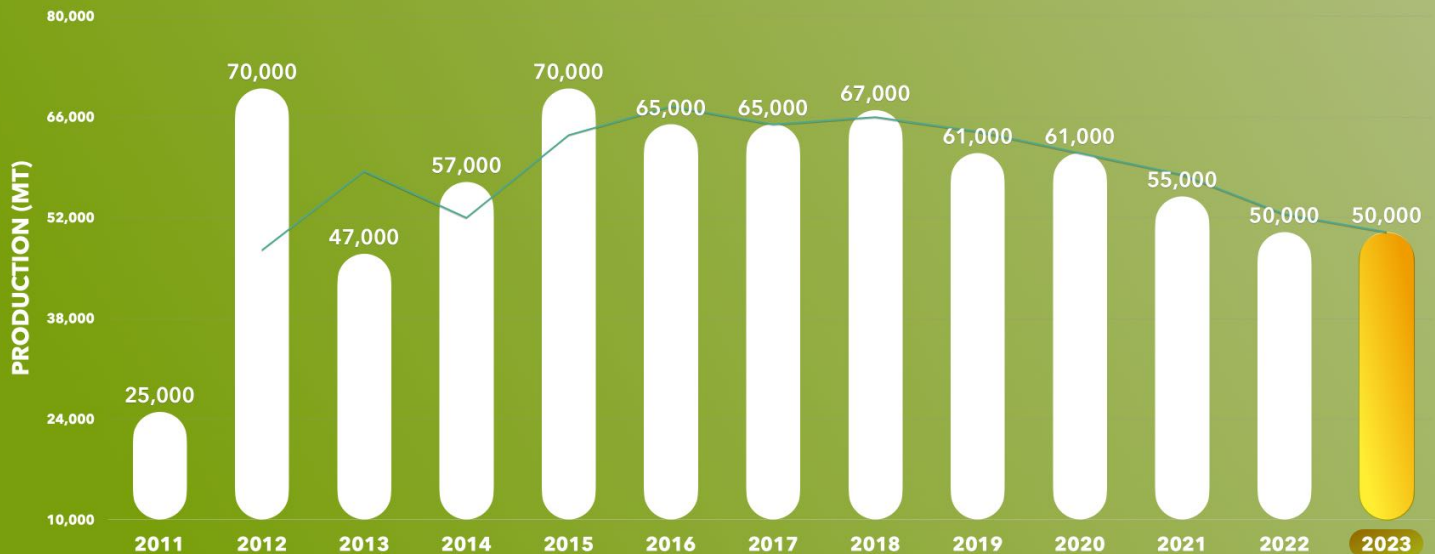


FORECAST OF THE WORLD PEPPER CROP IN 2023

INDONESIA

PEPPER PRODUCTION IN INDONESIA FROM 2011 TO 2022

In 2022, it was estimated that approximately 50 thousand metric tons of pepper was produced in Indonesia. Since less well cared pepper plantation from farmers. This figure did not change much from the previous year's.





FORECAST OF THE WORLD PEPPER CROP IN 2023



MALAYSIA

Statistics Malaysia (DOSM) said on December 29 that the Malaysian economy is expected to start to slow down due to the impact of global economic instability in the first months of 2023. Citing the Ministry of Finance's Economic Outlook 2023 report, chief statistician Dr Mohd Uzir Mahidin said that the Malaysian economy is forecast to grow moderately between 4.0% and 5.0% next year.



PRODUCTION
QUANTITY

20.000 MT



EXPORT **11.000** Mt



HECTARES UNDER
PEPPER CULTIVATION
IN 2023

13.500 HA



DOMESTIC
CONSUMPTION

7.000 MT

CROP SEASON TIME

JAN

FEB

MAR

APR

MAY

JUN

JUL

AUG

SEP

OCT

NOV

DEC





FORECAST OF THE WORLD PEPPER CROP IN 2023



MALAYSIA PRODUCTION AREA



PEPPER
PRODUCTION
AREA

SARAWAK

98%



PEPPER
PRODUCTION
AREA

PENINSULAR & SABAH

2%



FORECAST OF THE WORLD PEPPER CROP IN 2023



SRI LANKA



PRODUCTION
QUANTITY

25.000 MT



EXPORT **8-13.000** Mt



HECTARES UNDER
PEPPER CULTIVATION
IN 2023

20.000 HA



DOMESTIC
CONSUMPTION

12.000 MT

CROP SEASON TIME

JAN

FEB

MAR

APR

MAY

JUN

JUL

AUG

SEP

OCT

NOV

DEC



FORECAST OF THE WORLD PEPPER CROP IN 2023



INDIA



EXPORT **13-15.000** Mt



IMPORT **25.000** Mt



HECTARES UNDER
PEPPER CULTIVATION
IN 2023

125.000 HA



CROP
SIZE

55-60.000 MT



DOMESTIC
CONSUMPTION

70.000 MT



PRODUCTION
QUANTITY

55-60.000 MT

CROP SEASON TIME

JAN

FEB

MAR

APR

MAY

JUN

JUL

AUG

SEP

OCT

NOV

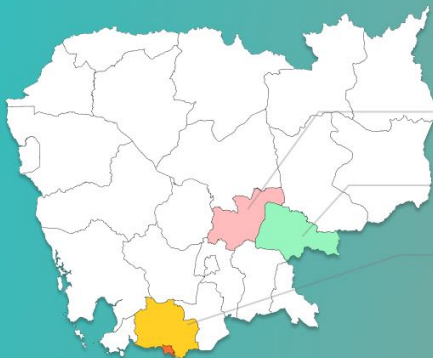
DEC



FORECAST OF THE WORLD PEPPER CROP IN 2023



CAMBODIA



BLACK PEPPER PRODUCTION CAMBODIA



KAMPONG CHAM



THBONG KHMUM



KAMPOT



KEP



CROP
SIZE

30.000 MT



PRODUCTION
AREA

6.822 MT

CROP SEASON TIME

JAN

FEB

MAR

APR

MAY

JUN

JUL

AUG

SEP

OCT

NOV

DEC



FORECAST OF THE WORLD PEPPER CROP IN 2023



THAILAND



PRODUCTION
QUANTITY

4.500 MT



DOMESTIC
CONSUMPTION

8.500 MT



EXPORT **500-1000** MT



IMPORT **4.500** MT



FORECAST OF THE WORLD PEPPER CROP IN 2023



MADAGASCAR



PRODUCTION
QUANTITY

3.500 MT



DOMESTIC
CONSUMPTION

1.500 MT



EXPORT **1,5-2.000** Mt

FORECAST OF THE WORLD PEPPER CROP IN 2023



ECUADOR



PRODUCTION
QUANTITY

5.000 MT



DOMESTIC
CONSUMPTION

1.000 MT

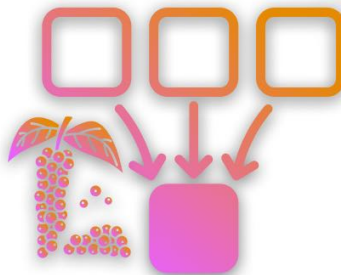


EXPORT

4.000 Mt

5

CROP SIZE CONSOLIDATION





SEASONALITIES



VIETNAM

JAN FEB MAR APR MAY JUN JUL AUG SEP OCT NOV DEC



INDONESIA

JAN FEB MAR APR MAY JUN JUL AUG SEP OCT NOV DEC



INDIA

JAN FEB MAR APR MAY JUN JUL AUG SEP OCT NOV DEC



SRI LANKA

JAN FEB MAR APR MAY JUN JUL AUG SEP OCT NOV DEC



MALAYSIA

JAN FEB MAR APR MAY JUN JUL AUG SEP OCT NOV DEC



BRAZIL

PARA JAN FEB MAR APR MAY JUN JUL AUG SEP OCT NOV DEC

ESPIRITO & BAHIA JAN FEB MAR APR MAY JUN JUL AUG SEP OCT NOV DEC



GLOBAL PEPPER CROP SIZE 2023

548.000 MT



VIETNAM

200.000 MT



BRAZIL

120.000 MT



INDIA

60.000 MT



INDONESIA

50.000 MT



CAMBODIA

30.000 MT



CHINA

30.000 MT



SRI LANKA

25.000 MT



YEARLY WORLD CONSUMPTION

Pepper consumption of the world is expected to increase by 6–8% from 2015 to 2019. In 2023, the global demand forecasts will be compared with 2022.



525.000

 MT

**WORLD
CONSUMPTION
2023**



CROP SURVEY

A FULL REPORT
ABOUT BLACK
PEPPER CROP &
MARKET GLOBAL

2023

THANK YOU!

Please do not hesitate to send me if you have any further request.

Hien, Nguyen Vu

CEO

A: 43 Street17, Quarter 5, An Phu Ward, District 2, HCMC, VN

M: +84 902 222 295

E: spices@ptexim.com.vn

PTEXIM CERTIFICATE



PTEXIM FACTORY



1. WHOLE SPICES FACTORY (Daklak Province, VN)



2. FOOD FACTORY (Ba Ria Vung Tau Province, VN)



3. CASSIA & STAR ANISE FACTORY (Yen Bai Province, VN)

www.ptexim.com.vn