



PTEXIM CORP

# MONTHLY REPORT DEC 2022



A MONTHLY BLACK PEPPER'S MARKET REPORT WORLDWIDE 2022 BY PTEXIM RESEARCH

PHUC THINH EXPORT IMPORT INVESTMENT CORPORATION (PTEXIM CORP)  
ADD : 43, STREET 17, AN PHU WARD, DISTRICT 2, HOCHIMINH CITY, VIETNAM.

# PEPPER EXPORTS IN **DECEMBER 2022**

According to preliminary statistics of VPA, in December 2022, Vietnam exported 20,481 tons, 18,287 tons of black pepper, 2,194 tons of white pepper. Total export turnover reached 74.1 million USD, black pepper reached 62.9 million USD, white pepper reached 11.2 million USD. Compared to November, the export volume increased by 24.7%, the turnover increased by 21.5%. The United States, China, and the Arab Emirates were the main import markets of Vietnam's pepper in December, of which exports to the United States ranked first with 5,864 tons.

## Export

**20,481**<sub>MT</sub>



## Turnover

**74.1**<sub>Mil \$</sub>



## VOLUME COMPARED NOV

**24.7 %**

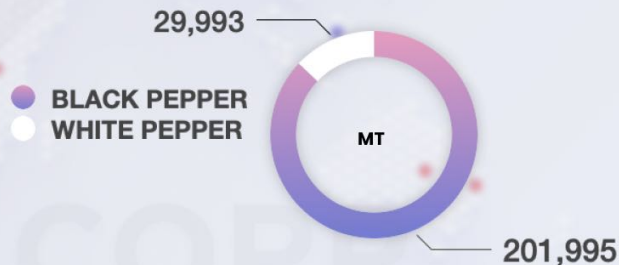


# EXPORTING PEPPER FROM **JAN TO DEC** 2022

According to preliminary statistics of VPA, in 2022, Vietnam exported 231,988 tons of pepper, of which black pepper reached 201,995 tons, white pepper reached 29,993 tons. Total export turnover reached 985.3 million USD, black pepper reached 811.5 million USD, white pepper reached 173.8 million USD. Compared to 2021, the export volume decreased by 12.0% or 31,704 tons, but the export turnover increased by 3.9% or 36.5 million USD.

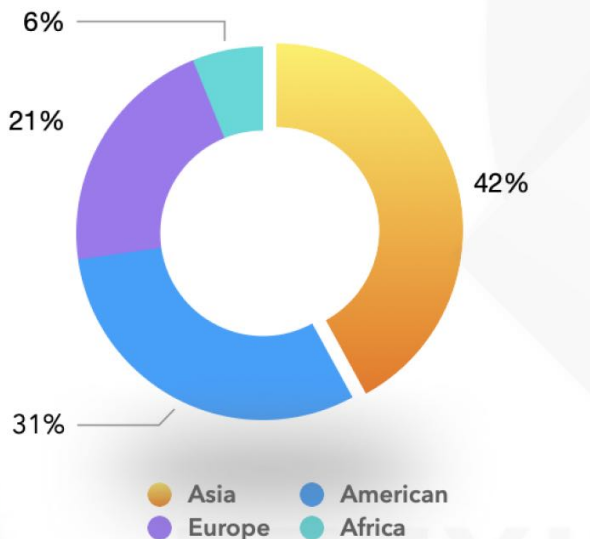
  
**EXPORTED** **231,988** MT

  
**TURNOVER** **985.3** Mil

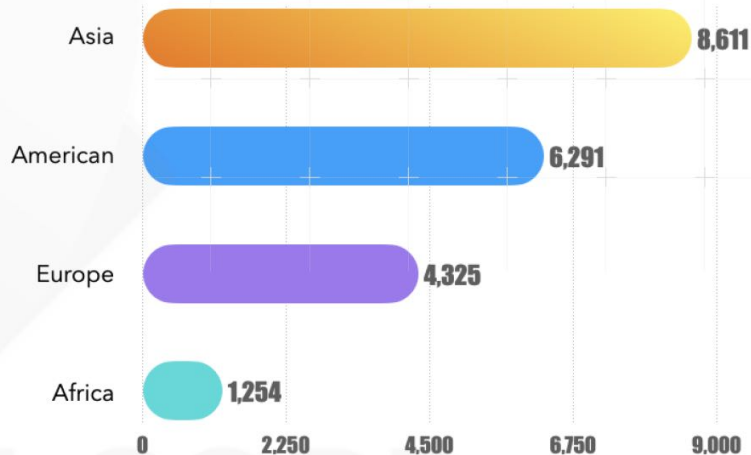


# PEPPER EXPORTS IN **DECEMBER 2022**

Exporting black pepper quantity & value from Vietnam global insight in December 2022 by region



EXPORTING BLACK PEPPER TO REGIONS BY PERCENT

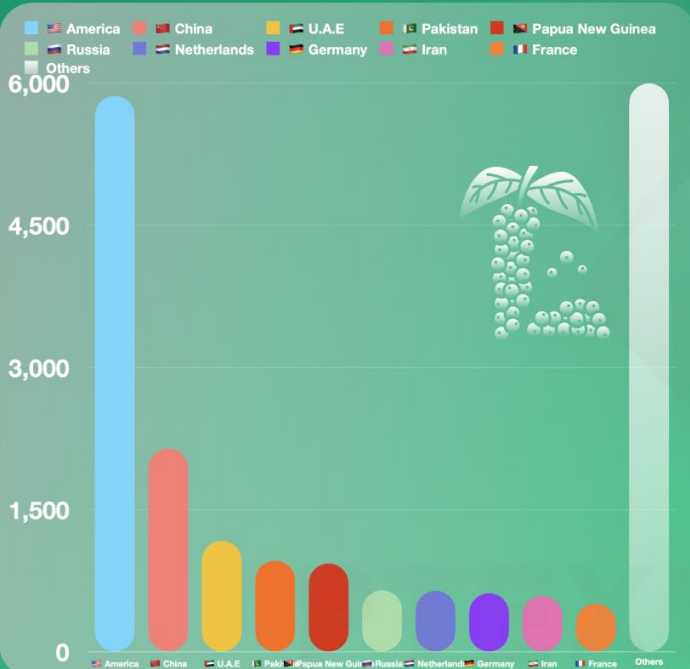


EXPORTING BLACK PEPPER TO REGIONS BY QUANTITY (MT)



# INSIGHT OF EXPORTING PEPPER VIETNAM

## DECEMBER - 2022



No	Country	Quantity	Value
1	<b>America</b>	5,864	\$ 26,774,277
2	<b>China</b>	2,144	\$ 3,864,275
3	<b>U.A.E</b>	1,169	\$ 3,910,530
4	<b>Pakistan</b>	964	\$ 2,878,201
5	<b>Papua New Guinea</b>	933	\$ 1,835,584
6	<b>Russia</b>	648	\$ 2,043,455
7	<b>Netherlands</b>	645	\$ 3,088,388
8	<b>Germany</b>	619	\$ 2,771,116
9	<b>Iran</b>	591	\$ 1,702,693
10	<b>France</b>	507	\$ 1,867,134
	<b>Others</b>	6,397	\$ 23,373,705
	<b>TOTAL</b>	<b>20,481</b>	<b>\$74,109,358</b>

# Black Pepper Export World Map 2022



**ASIA**

 **105,916** MT

Asia is the leading region importing pepper from Vietnam with 105,916 tons, however, compared to the previous year, exports

**↓ decreased by 12.3%.**



# TOP 10 ASIA COUNTRIES IMPORT PEPPER FROM VIETNAM 2022

Exports to 🇨🇳 China: 20,498 tons, down 46.4%; 🇦🇪 UAE: 16,103 tons, **up 2.7%**; 🇮🇳 India: 12,297 tons, **down 2.1%**,  
However, there are also some markets with **increased** import volume such as: 🇸🇬 Singapore by **717.6%**;  
🇭🇰 Hong Kong **increased 611.1%**.



China

20,498\*



U.A.E

16,103



India

12,297



Philippine

6,293



Korea

5,839



Singapore

5,617



Thailand

5,104



Pakistan

5,015



Japan

4,998



Iran

3,987

• MT

# Black Pepper Export World Map 2022



## LATIN AMERICA

 **60,099** MT

America importing 60,099 tons, **↓ down 8.5%**. The United States is Vietnam's largest pepper export market with 54,686 tons, down 8.5%. Top white pepper import markets: USA: 4,877 tons, Germany: 4,223 tons, Netherlands: 2,856 tons, Thailand: 2,324 tons.





# TOP 5 US COUNTRIES IMPORT PEPPER FROM VIETNAM 2022



America

54,686\*



Canada

3,309



Mexico

506



El Salvador

341



Dominica

213· MT

No	COUNTRY	12 MONTHS 2020	12 MONTHS 2021	12 MONTHS 2022
1	America	54,991	59,778	54,686
2	Canada	2,822	3,222	3,309
3	Mexico	1,015	792	506
4	El Salvador	81	350	341
5	Guatemala	47	157	213
	Others	1,718	1,394	1,044
	<b>TOTAL</b>	<b>60,674</b>	<b>65,693</b>	<b>60,099</b>

# Black Pepper Export World Map 2022



## EUROPEAN

 **53,543** MT

Europe: 53,543 tons, **down ↓ 14.4%**.

Germany: 9,655 tons, down 18.1%;

Netherlands: 8,103 tons, down 20.1%...

Some major markets with reduced import volume include: Pakistan down 51.2%; France down 46.2%, Turkey down 35.9%. although being affected by the East-Europe conflict, Vietnam's pepper exports to this market still increased by 21.1% to 6,291 tons.



# TOP 5 EU COUNTRIES IMPORT PEPPER FROM VIETNAM 2022



Germany

**9,655\***



Netherlands

**8,103**



Russia

**6,291**



England

**5,075**



Ireland

**4,933**



France

**3,014**



Spain

**2,636**



Poland

**2,629**



Turkey

**2,594**



Israel

**1,401**

• MT

PTEXIM CORP



# Black Pepper Export World Map 2022



## AFRICA

 **12,430** MT

Africa: 12,430 tons,  
↓ down 15.1%, Egypt down  
43.7%; South Africa  
down 32.0%...





# TOP 5 AFRICA COUNTRIES IMPORT PEPPER FROM VIETNAM 2022



Egypt

3,439\*



South Africa

2,058



Senegal

1,681



Algeria

1,328



Gambia

775\* MT

No	COUNTRY	12 MONTHS 2020	12 MONTHS 2021	12 MONTHS 2022
1	Egypt	9,139	6,107	3,439
2	South Africa	3,333	3,028	2,058
3	Senegal	2,488	1,344	1,681
4	Algeria	1,047	347	1,328
5	Gambia	1,184	896	775
	Others	3,920	2,927	3,149
	<b>TOTAL</b>	<b>21,111</b>	<b>14,649</b>	<b>12,430</b>

# PEPPER IMPORTING IN DECEMBER 2022

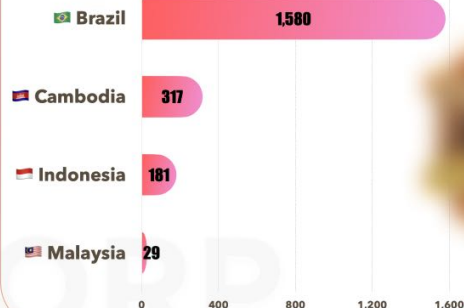
According to preliminary statistics of VPA, in December 2022, Vietnam imported 2,409 tons, of which black pepper reached 2,286 tons, white pepper reached 123 tons. Brazil, Cambodia and Indonesia continue to be the three main suppliers for Vietnam's pepper, accounting for 86.3%.



**2,409** MT

**Import** Black Pepper

## IMPORT VOLUME CHART BY COUNTRY






# IMPORTING PEPPER 2022 INSIGHT

According to preliminary statistics of VPA, in 2022, Vietnam imported 36,682 tons, of which black pepper reached 32,623 tons, white pepper reached 4,059 tons, total import turnover reached 146.9 million USD. Compared to the same period in 2021, the import volume increased by 11,323 tons, equivalent to an increase of 44.7%.

🇰🇲 Cambodia, 🇧🇷 Brazil and 🇮🇩 Indonesia are the three main suppliers of pepper to Vietnam, reaching 31,649 tons, accounting for 86.3%. Imports from Cambodia increased by 117.1%, from Brazil increased by 104.7% and from Indonesia down 39.6%. Indonesia is the main supplier of white pepper to Vietnam with 3,694 tons.



# FROM JAN 2022 - 31<sup>RD</sup> DEC 2022

## VIETNAM BLACK PEPPER PRICE CHART

Pepper price has decreased from VND 83,000 from January 1, 2022 to VND 62,000 on December 31, 2022, corresponding to a price **reduction is 25%** in the past 12 months.

Unpredictable market movements such as; war, inflation, currency, China's zero covid policy, freight rates... etc have made the market fall in year 2022.



1/1/22 1/14/22 1/27/22 2/9/22 2/22/22 3/7/22 3/20/22 4/2/22 4/15/22 4/28/22 5/11/22 5/24/22 6/6/22 6/19/22 7/2/22 7/15/22 7/28/22 8/10/22 8/23/22 9/5/22 9/18/22 10/1/22 10/14/22 10/27/22 11/9/22 11/22/22 12/5/22 12/18/22 12/31/22

JAN

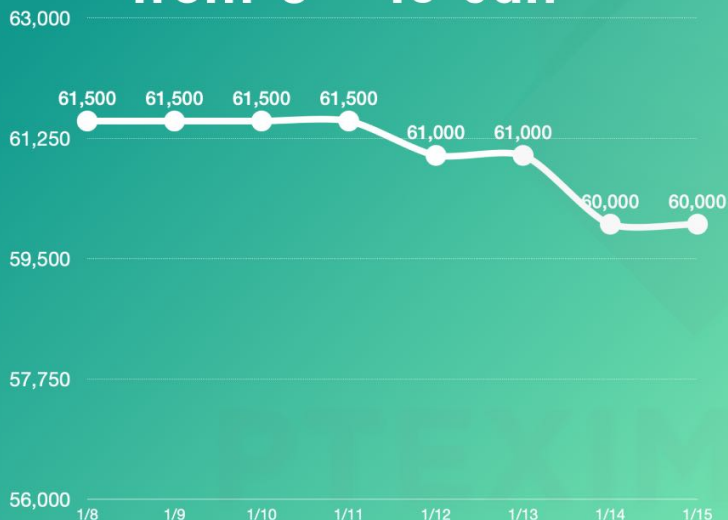
31<sup>RD</sup> DEC



# VIETNAM BLACK PEPPER PRICE

## WEEK 3 - 2023

### Black pepper Price from 8 - 15<sup>th</sup> Jan



- Last week, the price adjusted down from 61.500vnd to 60,000vnd at the end of the week. Corresponding to a **2%**
- However, the exchange rate of VND last week continued to be stronger than USD by up to 1%, making the price of pepper converted into USD become more expensive.
- Demand is quite low from big markets like China / US / EU / ASIA / AFRICA...

# G GLOBAL INFORMATION



## INDIA

Indian pepper prices were **stable** this week.

---



## INDONESIA

Indonesian black pepper prices have remained **stable** since last week. Meanwhile, Indonesian white pepper prices increased this week amid delays in export activities due to bad weather.

---



## MALAYSIA

Malaysia's domestic pepper prices **increased** in the past 2 weeks.

---



## SRI LANKA

Sri Lankan domestic pepper prices continued to be **stable** this week.

---



## BRAZIL

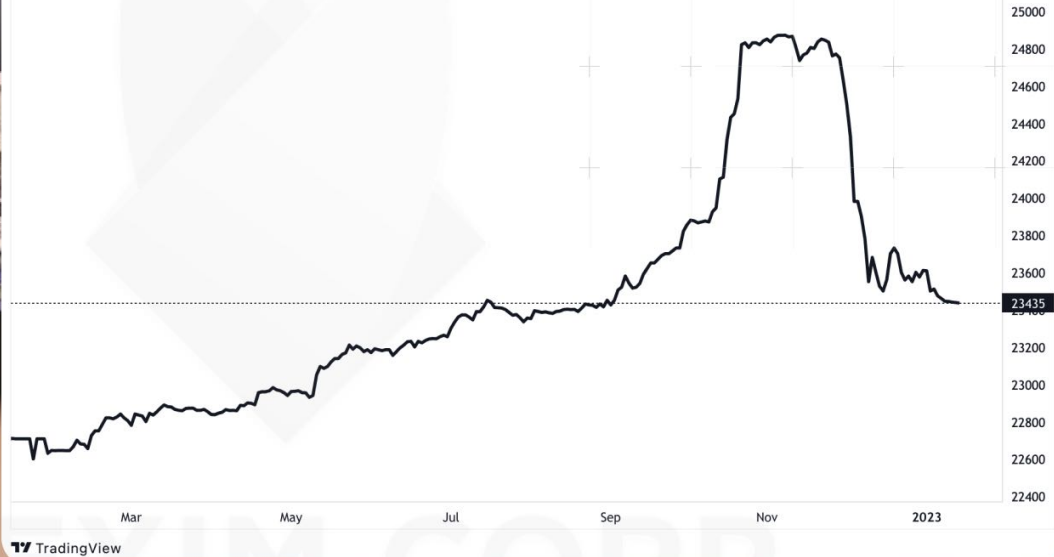
Pepper prices continued to tend to **increase** when the export volume offered for sale was small.

---

# CURRENCY VND-USD

The VND exchange rate has had very strong fluctuations in 2022 when it suddenly increased sharply in November with an increase of 6% within 2 weeks. But after that, it was adjusted to reduce shock by 6% in December, also within 2 weeks. This has greatly affected the agricultural export in Vietnam. From January 1, 2022 to December 31, 2022, the VND exchange rate is considered unchanged.

hoangvunguyen published on TradingView.com, Jan 15, 2023 12:22 UTC

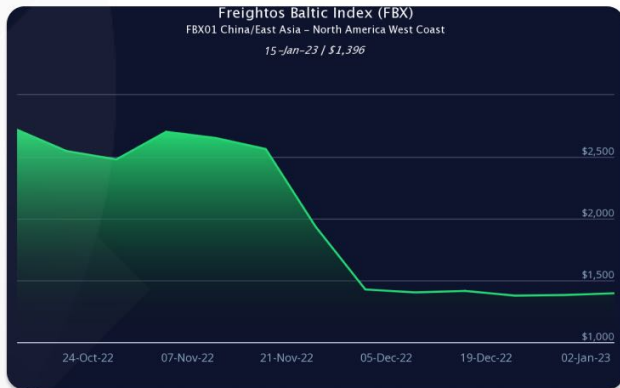


TradingView



# SHIPPING & FREIGHT

*Falling volumes and a significant decline in price*




The latest National Retail Federation data on US ocean imports estimate that December volumes were 10% lower than a year earlier, and that imports through May will likewise consistently be below 2021-2021 levels.





# SHIPPING & FREIGHT

Normalizing volumes – and **easing congestion** along with the drop in traffic – are likewise leading to stabilizing and normalizing ocean rates, as ex-Asia container prices went largely unchanged last week.



The build up of inventories and some **slowdown in US consumer demand** in the second half of last year has meant the absence of the typical mini-surge in volumes and spot rates just ahead of **Lunar New Year**, which starts on the 21st. This difference may likewise account for Asia – US West Coast rates being 11% lower than in January 2020 when – despite the first signs of the pandemic – prices climbed ahead of the holiday.



# CASSIA



# EU STANDARDS

21

**PTEXIM** are now able to produce ground cassia / cassia broken with **low coumarin content** and guaranteed **lead content** below **2ppm** according to **European standards**.



**3000 ppm**



**COUMARIN**


**CONTENT**



**2ppm**

**LEAD**

**CONTENT**







# STAR ANISE

**W**e can offer Star anised with premium quality and ensure European standards for Pesticide/ Anthraquinone/ PAH... etc



PTEXIM CORP



# STAR ANISEED



# OTHERS SPICES



CINNAMON (CASSIA) / TURMERIC / STAR ANISE / GINGER



## GINGER

Please contact for further demand for Ginger Sliced/ Polished Ginger Finger...

## TURMERIC



Please contact me for further demand for Turmeric Sliced/ Polished Turmeric Finger / Turmeric Powder ....





# OFFER & UPDATING PEPPER PRICE

I would like to give you an indication price PEPPER, CASSIA, STAR ANISE, TURMERIC... based on NET FOB HCM as follows



## WHOLE PEPPER

NO	ITEM	FOB (USD/MT)	EU MAINT PORT	NY/BAL
<b>PINHEAD PEPPER</b>				
1	PINHEAD < 1MM SUPER CLEANED	\$1.146	\$1.271	\$1.306
2	PINHEAD 1.5MM - 2MM CLEANED	\$1.446	\$1.571	\$1.606
3	PINHEAD 2MM - 2.5MM CLEANED	\$1.754	\$1.879	\$1.914
4	PINHEAD SUPERIOR QUALITY	\$2.106	\$2.231	\$2.266
5	LIGHT BERRIES TO EXTRA OIL (6-7% PIPERINE)	Please Contact	Please Contact	Please Contact

## WHOLE PEPPER

6	VBP 500 G/L FAQ	\$2.733	\$2.805	\$2.861
7	VBP 550 G/L FAQ	\$2.922	\$2.994	\$3.050
8	VBP 500 G/L Double Spiral Cleaned	\$2.989	\$3.060	\$3.117
9	VBP 550 G/L Double Spiral Cleaned	\$3.042	\$3.113	\$3.170
10	VBP 570 G/L Double ASTA	\$3.095	\$3.166	\$3.223
11	VBP 5MM Jumbo Size	\$3.185	\$3.257	\$3.313
12	White PEPPER 630 G/L DW	\$4.346	\$4.418	\$4.474
13	White PEPPER 630 G/L ASTA	\$4.390	\$4.462	\$4.518





# STEAM STERILIZED PEPPER

NO	ITEM	FOB (USD/MT)	EU MAINT PORT	NY/BAL
<b>STEAM STERILIZED PINHEAD PEPPER</b>				
1	Steam Sterilized Pinhead < 1MM	\$1.596	\$1.721	\$1.756
2	Steam Sterilized Pinhead 1.5MM - 2MM	\$1.896	\$2.021	\$2.056
3	Steam Sterilized Pinhead 2MM - 2.5MM	\$2.204	\$2.329	\$2.364
4	Steam Sterilized Pinhead Super Quality	\$2.556	\$2.681	\$2.716

## STEAM STERILIZED LIGHT BERRIES PEPPER

5	Steam Sterilized Black Pepper 250 G/L	\$2.890	\$3.015	\$3.042
6	Steam Sterilized Black Pepper 300 G/L	\$2.937	\$3.062	\$3.089
7	Steam Sterilized Black Pepper 350 G/L	\$2.984	\$3.109	\$3.136







# STEAM STERILIZED PEPPER

NO	ITEM	FOB (USD/MT)	EU MAINT PORT	NY/BAL
<b>STEAM STERILIZED PEPPER</b>				
8	Steam Sterilized Pepper 500G/L	\$3.196	\$3.268	\$3.324
9	Steam Sterilized Pepper 550G/L	\$3.304	\$3.375	\$3.432
10	Steam Sterilized Pepper 570G/L	\$3.357	\$3.429	\$3.485
11	Steam Sterilized Pepper 5MM	\$3.430	\$3.501	\$3.558
12	Steam Sterilized White Pepper 630G/L	\$4.729	\$4.801	\$4.857
<b>STEAM STERILIZED PEPPER - EU COMPLIANCE</b>				
13	Steam Sterilized Pepper 500G/L	\$3.376	\$3.448	\$3.504
14	Steam Sterilized Pepper 550G/L	\$3.484	\$3.555	\$3.612
15	Steam Sterilized Pepper 570G/L	\$3.537	\$3.609	\$3.665
16	Steam Sterilized Pepper 5MM	\$3.610	\$3.681	\$3.738
17	Steam Sterilized White Pepper 630G/L	\$4.909	\$4.981	\$5.037



# CASSIA ( CINNAMON) GUARANTEE LEAD & METAL POWDER



ITEM	FOB	NOTE
CASSIA POWDER 2.5% VO	2.672	2.5% VO
CASSIA POWDER 3% VO	3.110	3% VO
CASSIA BROKEN MACHINE CLEANED 2.5% VO	2.572	2.5% VO
CASSIA BROKEN MACHINE CLEANED 3% VO	2.835	3% VO

10 ppm ↓

**METAL POWDER**



# CASSIA ( CINNAMON) GUARANTEE COUMARIN

ITEM	FOB	NOTE
CASSIA POWDER 2.5% VO	2.516	2.5% VO
CASSIA POWDER 3% VO	2.910	3% VO
CASSIA BROKEN MACHINE CLEANED 2.5% VO	2.472	2.5% VO
CASSIA BROKEN MACHINE CLEANED 3% VO	2.735	3% VO

2 ppm

**LEAD CONTENT**

3000 ppm

**COUMARIN CONTENT**



**EU STANDARDS**

# CASSIA (CINNAMON)



NO	ITEM	FOB (USD/MT)	NOTE
1	WHOLE CASSIA;	\$3.764	>4% VO
2	CASSIA SPLIT;	\$3.104	>3.5% VO
3	CASSIA BROKEN MACHINE CLEANED 2% VO;	\$2.065	>2% VO
4	CASSIA BROKEN MACHINE CLEANED 2.5% VO;	\$2.372	>2.5% VO
5	CASSIA BROKEN MACHINE CLEANED 3% VO;	\$2.635	>3% VO
6	CASSIA BROKEN MACHINE CLEANED 3.5% VO;	\$2.854	>3.5% VO
7	CASSIA BROKEN MACHINE CLEANED 4% VO;	\$3.161	>4% VO
8	CASSIA STICK ROLLED 90%;	\$5.424	>4% VO
9	CASSIA LONG STICK	\$5.074	>4% VO
10	CASSIA POWDER 1 - 1.5% VO;	\$1.627	1-1.5% VO
11	CASSIA POWDER 2% VO;	\$2.197	2% VO
12	CASSIA POWDER 2.5% VO;	\$2.416	2.5% VO
13	CASSIA POWDER 3% VO;	\$2.810	3% VO
<b>CASSIA ( CINNAMON) STEAM STERILIZED</b>			
14	CASSIA POWDER STEAM STERILIZED 2.5% VO;	\$3.413	2.5% VO
15	CASSIA POWDER STEAM STERILIZED 3% VO;	\$3.613	3% VO
16	CASSIA BROKEN STEAM STERILIZED 2.5% VO;	\$3.220	2.5% VO
17	CASSIA BROKEN STEAM STERILIZED 3% VO;	\$3.462	3% VO



# STAR ANISE



NO	ITEM	FOB (USD/MT)	NOTE
18	STAR ANISE SPRING CROP	\$8.126	2.0cm, 80% up
19	STAR ANISE AUTUMN CROP;	\$9.222	2.5cm, 80% up
20	STAR ANISE SUNDRIED EU COMPLIANCE;	\$9.722	2.5cm, 80% up





# TURMERIC



NO	ITEM	FOB (USD/MT)
16	TURMERIC FINGER;	\$1.418
17	POLISHED TURMERIC FINGER;	\$1.681
18	TURMERIC POWDER;	\$1.593
19	TURMERIC SLICE SUN DRIED;	\$1.330
20	WASHED TURMERIC SLICE SUN DRIED;	\$1.593
21	TURMERIC SLICE MACHINE DRIED;	\$1.593

# GINGER



NO	ITEM	FOB (USD/MT)
22	GINGER POWDER	\$2.514
23	GINGER SLICED	\$2.294
24	POLISHED GINGER FINGER	\$2.514







# IPEPPER POWDER PESTICIDE GUARANTEE

ITEM	(USD/MT)
<b>GROUND STEAM STERILIZED BLACK PEPPER</b>	
- Half Cracked HTST black pepper;	\$4.483
- Granulate HTST black pepper;	\$4.399
- Coarse HTST black pepper 12 -> 14# ;	\$4.189
- Table HTST black pepper 18 -> 28# ;	\$4.153
- Fine HTST black pepper 30 -> 34# ;	\$4.117
- Ground HTST black pepper 40 -> 100# ;	\$3.862
<b>GROUND STEAM STERILIZED WHITE PEPPER</b>	
- Half Cracked HTST White Pepper;	\$6.090
- Granulate HTST white pepper;	\$5.974
- Coarse HTST white pepper 12 -> 14# ;	\$5.800
- Table HTST white pepper 18 -> 28# ;	\$5.750
- Fine HTST white pepper 30 -> 34# ;	\$5.700
- Ground HTST white pepper 40 -> 100# ;	\$5.548



# Pepper's Market Report

MONTHLY - **DEC**  
**Week 3**



# THANK YOU!

Please do not hesitate to send me if you have any further request.

**Hien, Nguyen Vu**

**CEO**

**A:** 43, Str. 17, An Phu Ward, Thu Duc City, Ho Chi Minh City, Vietnam

**M:** +84 902 222 295

**E:** [spices@ptexim.com.vn](mailto:spices@ptexim.com.vn) | [hiennv@ptexim.com.vn](mailto:hiennv@ptexim.com.vn)

## PTEXIM CERTIFICATE



## PTEXIM FACTORY

-  1. WHOLE SPICES FACTORY (Daklak Province, VN)
-  2. FOOD FACTORY (Ba Ria Vung Tau Province, VN)
-  3. CASSIA & STAR ANISE FACTORY (Yen Bai Province, VN)

[www.ptexim.com.vn](http://www.ptexim.com.vn)