



PTEXIM CORP

MONTHLY REPORT JAN 2023

A MONTHLY BLACK PEPPER'S MARKET REPORT WORLDWIDE 2023
BY PTEXIM RESEARCH

PHUC THINH EXPORT IMPORT INVESTMENT CORPORATION (PTEXIM CORP)
ADD : 43, STREET 17, AN PHU WARD, DISTRICT 2, HOCHIMINH CITY, VIETNAM.



Gulfood  PTEXIM CORP

2023 Exhibition

PTEXIM CORP cordially invite you to visit our stand in Gulfood 2023

Dubai World Trade Centre, Al Mustaqbal Plaza, Al Mustaqbal Street, Dubai, UAE

 **Sheikh Maktoum Hall**



Our stand location

M - G38



Exhibition time

20-24 Feb

Our pleasure to welcome you and hope to have a great meeting with you then!



PEPPER EXPORTS IN JANUARY 2023

According to preliminary statistics of VPA, in January 2023, Vietnam exported 12,653 tons, 11,351 tons of black pepper, and 1,302 tons of white pepper. Total export turnover reached 43.6 million USD, black pepper reached 37.1 million USD, white pepper reached 6.5 million USD, compared to January 2022, the export volume decreased by 21%. The 🇺🇸 US and 🇨🇳 China were the two main exporters of Vietnam with 3,307 tons and 1,475 tons respectively.

Export

12,653 MT



Turnover

43.6 Mil \$



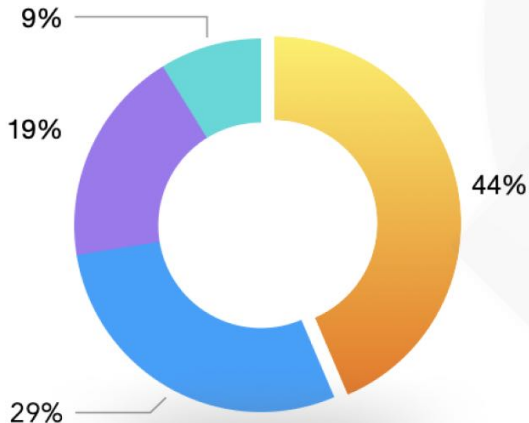
VOLUME COMPARED JAN₂₀₂₂

21 %



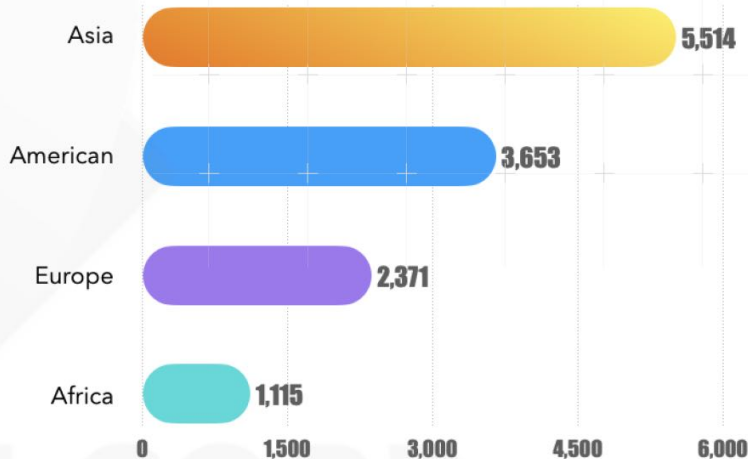
PEPPER EXPORTS IN JANUARY 2023

Exporting black pepper quantity & value from Vietnam global insight in December 2023 by region



● Asia ● American
● Europe ● Africa

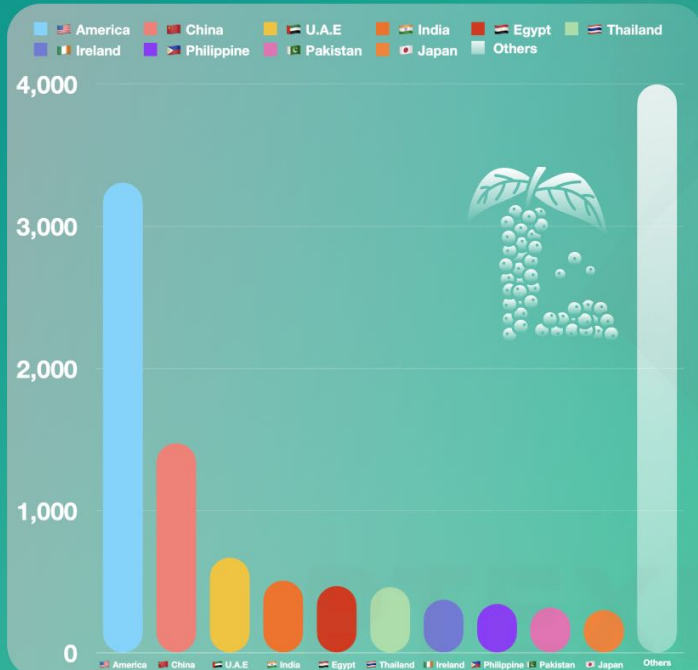
EXPORTING BLACK PEPPER TO REGIONS BY PERCENT



EXPORTING BLACK PEPPER TO REGIONS BY QUANTITY (MT)

INSIGHT OF EXPORTING PEPPER VIETNAM

JANUARY – 2023



No	Country	Quantity	Value
1	America	3,307	\$ 14,037,660
2	China	1,475	\$ 2,363,908
3	U.A.E	669	\$ 2,114,093
4	India	507	\$ 1,627,388
5	Egypt	471	\$ 1,186,720
6	Thailand	462	\$ 1,922,106
7	Ireland	375	\$ 1,940,414
8	Philippine	343	\$ 1,034,179
9	Pakistan	318	\$ 813,630
10	Japan	301	\$ 1,067,691
Others		4,425	\$ 15,450,527
TOTAL		12,653	\$43,558,316

Black Pepper Export World Map Jan 2023



ASIA

 **5.514** MT

Asia is the leading region importing pepper from Vietnam with **5.514** tons, however, compared to the January previous year, exports **increased by 22%**.



TOP 10 ASIA COUNTRIES IMPORT PEPPER FROM VIETNAM 2023

Exports to India: 507 tons, **down 47%**, Singapore by **down 53%**. However, there are also some markets with **increased** import volume such as: China: 1.475 tons, **increased 320%**; Thailand **increased 45.7%**, UAE: 669 tons, **up 36,3%**.



China

1.475*



U.A.E

669



India

507



Thailand

462



Philippine

343



Pakistan

318



Japan

301



Iran

291



Korea

234



Bangladesh

113' MT

Black Pepper Export World Map Jan 2023



LATIN AMERICA

 **3.653** MT

↓ America importing **3.653** tons, **down↓37.9%**. The United States is Vietnam's largest pepper export market with 3.307 tons, down 39%. Canada imported 218 tons, down 6.4%.



TOP 5 US COUNTRIES IMPORT PEPPER FROM VIETNAM 2023



America

3,307*



Canada

218



Mexico

52



Argentina

27



Dominica

25 • MT

No	COUNTRY	Jan 22	Jan 23	CHANGE %
1	America	5,434	3,307	-39.1
2	Canada	233	218	-64
3	Mexico	20	52	160
4	Argentina	19	27	42.1
5	Dominica	27	25	-7.4
Others		145	24	
TOTAL		5,878	3,653	

Black Pepper Export World Map Jan 2023



EUROPEAN

 **2.371** MT

Europe: **2.371** tons, **↓ down 50.4%**. Germany: 217 tons, down 77,5%; Netherlands: 239 tons, down 71,8%... Beside, Turkey imported 166 tons , **up 53,7%**, Israel imported 58 tons, up 20,8%



TOP 5 EU COUNTRIES IMPORT PEPPER FROM VIETNAM 2023



Ireland

375*



England

282



Netherlands

239



Germany

217



Poland

184



Turkey

166



Russia

164



Spain

158



France

143



Italy

120^{• MT}

PTEXIM CORP

Black Pepper Export World Map Jan 2023



AFRICA



1.115 MT

↑ Africa: **1.115** tons, up
31.3%, Egypt **up 114,1%**;
Senegal **up 881.5%**...



TOP 5 AFRICA COUNTRIES IMPORT PEPPER FROM VIETNAM 2023



Egypt
471*



Senegal
265




South Africa
106



Guinea
42



Libyan
39 • MT

No	COUNTRY	Jan 22	Jan 23	CHANGE %
1	 Egypt	220	471	114.1
2	 Senegal	27	265	881.5
3	 South Africa	258	106	-58.9
4	 Guinea	15	42	180
5	 Libyan	14	39	178.6
Others		315	192	
TOTAL		849	1,115	

PEPPER IMPORTING IN JANUARY 2023

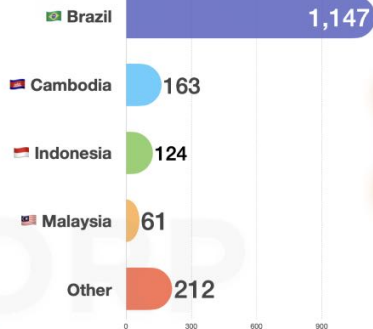
According to VPA, in January 2023, Vietnam imported 1,707 tons, of which black pepper reached 1,609 tons, white pepper reached 98 tons, total import turnover reached 5.6 million USD, compared to the same period last year. Exports decreased by 52.4%. Brazil is the main supplier of pepper to Vietnam, reaching 1,147 tons, accounting for 67.2%.



1,707 MT

Import Black Pepper

IMPORT VOLUME CHART BY COUNTRY



VIETNAM BLACK PEPPER PRICE

WEEK 6 – 2023



Black pepper Price from 5 – 12th Jan



- Last week, the price was up around **2.4%**, but the quantity offered on the market was not really abundant.
- Demand is still quite good from 🇨🇳 China and Asian countries for spot orders. The 🇺🇸 USA and 🇪🇺 EU continue slowly.

CURRENCY

VND-USD

Last week, the VND exchange rate fluctuated slightly when depreciating against USD by about 1%, but the exchange rate trend is not really clear and there are many potential risks.



G GLOBAL INFORMATION



INDIA

Indian pepper prices were **stable** during the week.



INDONESIA

Black pepper prices continued to **increase** from last week. Meanwhile, white pepper prices were stable.



MALAYSIA

Malaysian domestic pepper prices continued to **increase** during the week.



SRI LANKA

Sri Lankan domestic pepper prices **stabilized** this week after 2 weeks of increase.





BRAZIL

Pepper prices remained **stable** but more raw material were offered in the market.

SHIPPING & FREIGHT

// In ocean freight, transpacific rates were level again last week, but remain well below 2019 levels as demand continues to decrease.





Lower volumes are leading to less congestion and more vessels arriving on time at US ports. Falling rates are also pushing smaller carriers – who started transpacific services when demand was surging – to exit the lane now. Some carriers are even expressing concern that the combination of excess capacity and falling demand could lead to a price war.

OTHERS SPICES

CINNAMON (CASSIA) / TURMERIC / STAR ANISE / GINGER



CASSIA

The weather with continuous  **heavy rain** and  **high humidity** makes harvesting and production **difficult**. The **demand for cassia stick and split cassia continuously increased rapidly** while the inventory decreased sharply, causing the price of cassia to tend to increase in the near future.



UPTREND





CASSIA



EU STANDARDS

PTEXIM are now able to produce ground cassia / cassia broken with **low coumarin content** and guaranteed **lead content** below **2ppm** according to **European standards**.



3000 ppm



COUMARIN

CONTENT



2ppm

LEAD

CONTENT





We can offer Star anise with premium quality and ensure European standards for Pesticide/ Anthraquinone/ PAH... etc.



PTEXIM CORP

STAR ANISEED



OTHERS SPICES

CINNAMON (CASSIA) / TURMERIC / STAR ANISE / GINGER



GINGER

Crop starting and please contact for further demand for Ginger Sliced/
Polished Ginger Finger...



TURMERIC

Crops start during end December with high curcumin. Please contact me for
further demand for Turmeric Sliced/ Polished Turmeric Finger / Turmeric
Powder



OFFER & UPDATING PEPPER PRICE

I would like to give you an indication price PEPPER, CASSIA, STAR ANISE, TURMERIC... based on NET FOB HCM as follows



WHOLE PEPPER

NO	ITEM	FOB (USD/MT)	EU MAINT PORT	NY/BAL
PINHEAD PEPPER				
1	PINHEAD < 1MM SUPER CLEANED	\$1.146	\$1.271	\$1.271
2	PINHEAD 1.5MM - 2MM CLEANED	\$1.446	\$1.571	\$1.571
3	PINHEAD 2MM - 2.5MM CLEANED	\$1.754	\$1.879	\$1.879
4	PINHEAD SUPERIOR QUALITY	\$2.106	\$2.231	\$2.231
5	LIGHT BERRIES TO EXTRA OIL (6-7% PIPERINE)	Please Contact	Please Contact	Please Contact
WHOLE PEPPER				
6	VBP 500 G/L FAQ	\$2.886	\$2.958	\$2.986
7	VBP 550 G/L FAQ	\$3.084	\$3.155	\$3.184
8	VBP 500 G/L Double Spiral Cleaned	\$3.154	\$3.225	\$3.254
9	VBP 550 G/L Double Spiral Cleaned	\$3.210	\$3.281	\$3.310
10	VBP 570 G/L Double ASTA	\$3.266	\$3.337	\$3.366
11	VBP 5MM Jumbo Size	\$3.363	\$3.434	\$3.463
12	White PEPPER 630 G/L DW	\$4.610	\$4.681	\$4.710
13	White PEPPER 630 G/L ASTA	\$4.654	\$4.725	\$4.754





STEAM STERILIZED PEPPER

NO	ITEM	FOB (USD/MT)	EU MAINT PORT	NY/BAL
STEAM STERILIZED PINHEAD PEPPER				
1	Steam Sterilized Pinhead < 1MM	\$1.596	\$1.721	\$1.721
2	Steam Sterilized Pinhead 1.5MM - 2MM	\$1.896	\$2.021	\$2.021
3	Steam Sterilized Pinhead 2MM - 2.5MM	\$2.204	\$2.329	\$2.329
4	Steam Sterilized Pinhead Super Quality	\$2.556	\$2.681	\$2.681

STEAM STERILIZED LIGHT BERRIES PEPPER

5	Steam Sterilized Black Pepper 250 G/L	\$3.054	\$3.179	\$3.173
6	Steam Sterilized Black Pepper 300 G/L	\$3.101	\$3.226	\$3.220
7	Steam Sterilized Black Pepper 350 G/L	\$3.148	\$3.273	\$3.267





STEAM STERILIZED PEPPER

NO	ITEM	FOB (USD/MT)	EU MAINT PORT	NY/BAL
STEAM STERILIZED PEPPER				
8	Steam Sterilized Pepper 500G/L	\$3.366	\$3.437	\$3.466
9	Steam Sterilized Pepper 550G/L	\$3.479	\$3.551	\$3.579
10	Steam Sterilized Pepper 570G/L	\$3.536	\$3.608	\$3.636
11	Steam Sterilized Pepper 5MM	\$3.611	\$3.683	\$3.711
12	Steam Sterilized White Pepper 630G/L	\$5.004	\$5.076	\$5.104
STEAM STERILIZED PEPPER - EU				
13	Steam Sterilized Pepper 500G/L	\$3.546	\$3.617	\$3.646
14	Steam Sterilized Pepper 550G/L	\$3.659	\$3.731	\$3.759
15	Steam Sterilized Pepper 570G/L	\$3.716	\$3.788	\$3.816
16	Steam Sterilized Pepper 5MM	\$3.791	\$3.863	\$3.891
17	Steam Sterilized White Pepper 630G/L	\$5.184	\$5.256	\$5.284



CASSIA (CINNAMON) GUARANTEE LEAD & METAL POWDER



ITEM	FOB	NOTE
CASSIA POWDER 2.5% VO	2.701	2.5% VO
CASSIA POWDER 3% VO	3.145	3% VO
CASSIA BROKEN MACHINE CLEANED 2.5% VO	2.601	2.5% VO
CASSIA BROKEN MACHINE CLEANED 3% VO	2.868	3% VO



CASSIA (CINNAMON) GUARANTEE COUMARIN

ITEM	FOB	NOTE
CASSIA POWDER 2.5% VO	2.546	2.5% VO
CASSIA POWDER 3% VO	2.945	3% VO
CASSIA BROKEN MACHINE CLEANED 2.5% VO	2.501	2.5% VO
CASSIA BROKEN MACHINE CLEANED 3% VO	2.768	3% VO



EU STANDARDS

CASSIA (CINNAMON)



NO	ITEM	FOB (USD/MT)	NOTE
1	WHOLE CASSIA;	\$3.809	>4% VO
2	CASSIA SPLIT;	\$3.320	>3.5% VO
3	CASSIA BROKEN MACHINE CLEANED 2% VO;	\$2.091	>2% VO
4	CASSIA BROKEN MACHINE CLEANED 2.5% VO;	\$2.401	>2.5% VO
5	CASSIA BROKEN MACHINE CLEANED 3% VO;	\$2.668	>3% VO
6	CASSIA BROKEN MACHINE CLEANED 3.5% VO;	\$2.890	>3.5% VO
7	CASSIA BROKEN MACHINE CLEANED 4% VO;	\$3.200	>4% VO
8	CASSIA STICK ROLLED 90%;	\$5.670	>4% VO
9	CASSIA LONG STICK	\$5.226	>4% VO
10	CASSIA POWDER 1 - 1.5% VO;	\$1.647	1-1.5% VO
11	CASSIA POWDER 2% VO;	\$2.224	2% VO
12	CASSIA POWDER 2.5% VO;	\$2.446	2.5% VO
13	CASSIA POWDER 3% VO;	\$2.845	3% VO
CASSIA (CINNAMON) STEAM STERILIZED			
14	CASSIA POWDER STEAM STERILIZED 2.5% VO;	\$3.452	2.5% VO
15	CASSIA POWDER STEAM STERILIZED 3% VO;	\$3.652	3% VO
16	CASSIA BROKEN STEAM STERILIZED 2.5% VO;	\$3.256	2.5% VO
17	CASSIA BROKEN STEAM STERILIZED 3% VO;	\$3.501	3% VO

STAR ANISE



NO	ITEM	FOB (USD/MT)	NOTE
18	STAR ANISE SPRING CROP	\$8.228	2.0cm, 80% up
19	STAR ANISE AUTUMN CROP;	\$9.338	2.5cm, 80% up
20	STAR ANISE SUNDRIED EU COMPLIANCE;	\$9.838	2.5cm, 80% up



TURMERIC



NO	ITEM	FOB (USD/MT)
16	TURMERIC FINGER;	\$1.435
17	POLISHED TURMERIC FINGER;	\$1.701
18	TURMERIC POWDER;	\$1.612
19	TURMERIC SLICE SUN DRIED;	\$1.346
20	WASHED TURMERIC SLICE SUN DRIED;	\$1.612
21	TURMERIC SLICE MACHINE DRIED;	\$1.612

GINGER




NO	ITEM	FOB (USD/MT)
22	GINGER POWDER	\$2.545
23	GINGER SLICED	\$2.323
24	POLISHED GINGER FINGER	\$2.545





PEPPER POWDER PESTICIDE GUARANTEE

ITEM	(USD/MT)
GROUND STEAM STERILIZED BLACK PEPPER	
- Half Cracked HTST black pepper;	\$4.643
- Granulate HTST black pepper;	\$4.556
- Coarse HTST black pepper 12 -> 14# ;	\$4.339
- Table HTST black pepper 18 -> 28# ;	\$4.301
- Fine HTST black pepper 30 -> 34# ;	\$4.264
- Ground HTST black pepper 40 -> 100# ;	\$4.000
GROUND STEAM STERILIZED WHITE PEPPER	
- Half Cracked HTST White Pepper;	\$6.435
- Granulate HTST white pepper;	\$6.312
- Coarse HTST white pepper 12 -> 14# ;	\$6.128
- Table HTST white pepper 18 -> 28# ;	\$6.075
- Fine HTST white pepper 30 -> 34# ;	\$6.022
- Ground HTST white pepper 40 -> 100# ;	\$5.862





Pepper's Market Report

THANK YOU!



Please do not hesitate to send me if you have any further request.
Hien, Nguyen Vu

CEO

A: 43, Str. 17, An Phu Ward, Thu Duc City, Ho Chi Minh City, Vietnam

M: +84 902 222 295

E: spices@ptexim.com.vn | hiennv@ptexim.com.vn

PTEXIM CERTIFICATE



PTEXIM FACTORY



1. WHOLE SPICES FACTORY (Daklak Province, VN)



2. FOOD FACTORY (Ba Ria Vung Tau Province, VN)



3. CASSIA & STAR ANISE FACTORY (Yen Bai Province, VN)

www.ptexim.com.vn