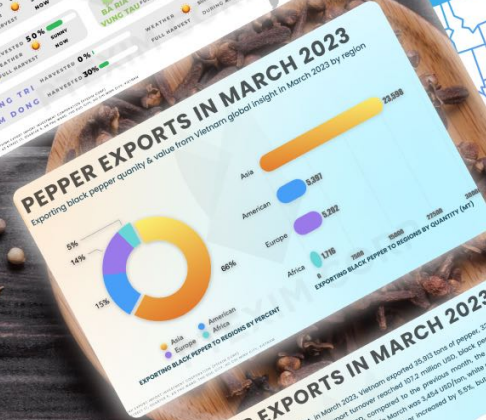


PTEXIM CORP

MONTHLY REPORT March 2023

A MONTHLY BLACK PEPPER'S MARKET REPORT WORLDWIDE 2023
BY PTEXIM RESEARCH

PHUC THINH EXPORT IMPORT INVESTMENT CORPORATION (PTEXIM CORP)
ADD : 43, STREET 17, AN PHU WARD, DISTRICT 2, HOCHIMINH CITY, VIETNAM.



INSIGHT | PEPPER EXPORTS IN FEBRUARY 2023

Country	Quantity (MT)	Value (Million USD)
China	9,865	17,142,276
America	3,186	14,199,249
U.A.E	2,009	6,287,310
India	1,009	3,213,200
Turkey	844	2,389,200
Turkey	786	2,032,338
Turkey	447	1,484,912
Turkey	393	1,009,330
Saudi Arabia	342	2,437,396
Germany	810	2,437,396
Others	8,163	30,523,396
GLOBAL	38,141	695,081,009



PEPPER EXPORTS IN MARCH 2023



According to preliminary statistics of VPA, in March 2023, Vietnam exported 35,913 tons of pepper, 32,912 tons of black pepper, 3,001 tons of white pepper. Total export turnover reached 107.2 million USD, black pepper reached 93.6 million USD, white pepper reached 13.6 million USD, compared to the previous month, the export volume increased by 27.5%. The average export price of black pepper in March was 3,454 USD/ton, white pepper was 4,841 USD/ton, compared to the previous month, the price of black pepper increased by 5.5%, but the price of white pepper decreased by 15.9%.

Export

35,913^{MT}



Turnover

107.2^{Mil \$}



VOLUME

COMPARED FEB 2023

27.5 %



PEPPER EXPORTS IN MARCH 2023

Exports to China in March reached 15,710 tons, this is the highest export volume ever in a month, breaking the highest export record of April 2020 at 11,953 tons, compared to February export volume to China increased by 85.2%. March also recorded an increase in exports to traditional markets such as the United States, Germany, the Netherlands, India, Egypt, France, Russia, Canada, and Spain, while exports to Saudi Arabia and Turkey increased. The United Kingdom decreased compared to February 2023.

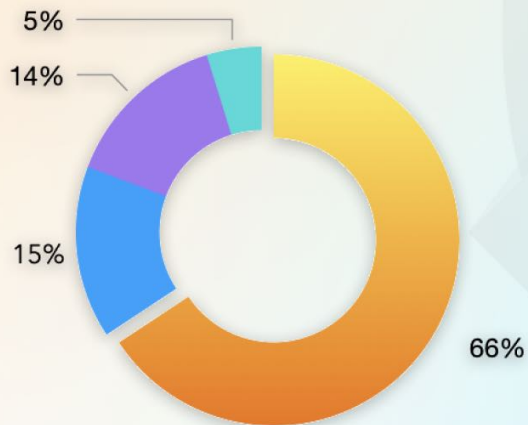


China

15,710 MT

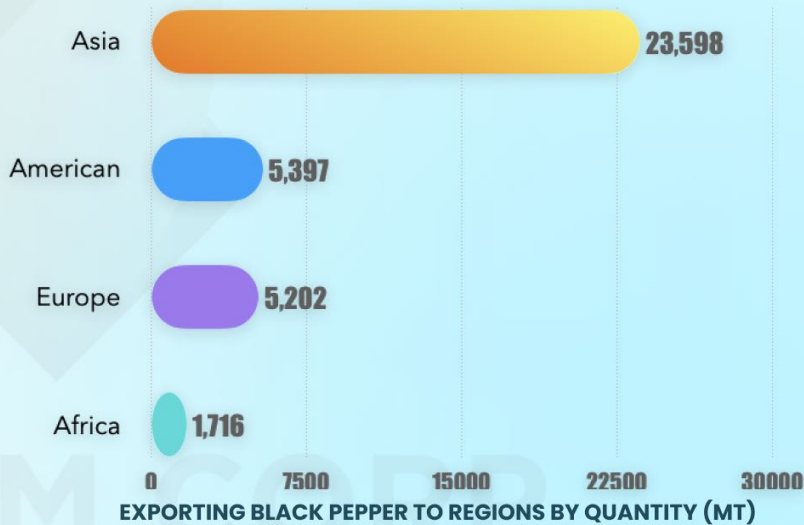
PEPPER EXPORTS IN MARCH 2023

Exporting black pepper quantity & value from Vietnam global insight in March 2023 by region



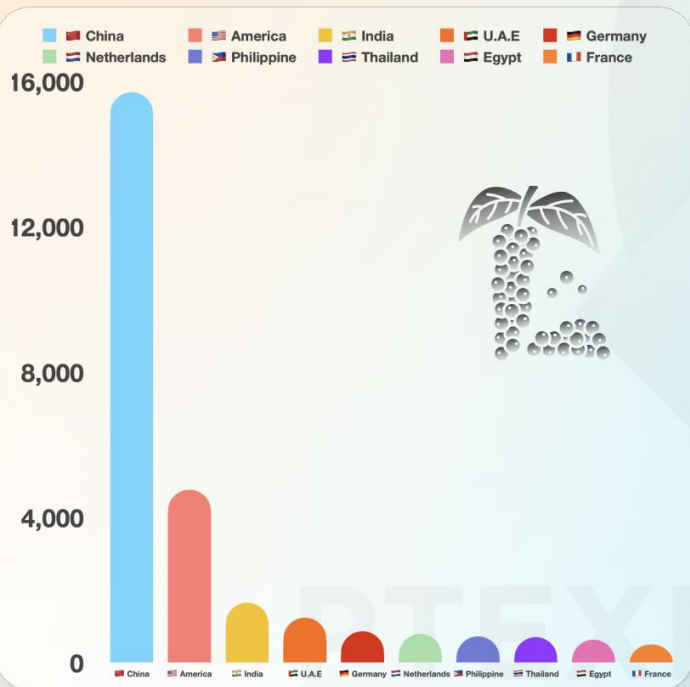
● Asia ● American
● Europe ● Africa

EXPORTING BLACK PEPPER TO REGIONS BY PERCENT



EXPORTING BLACK PEPPER TO REGIONS BY QUANTITY (MT)

INSIGHT | PEPPER EXPORTS IN MARCH 2023

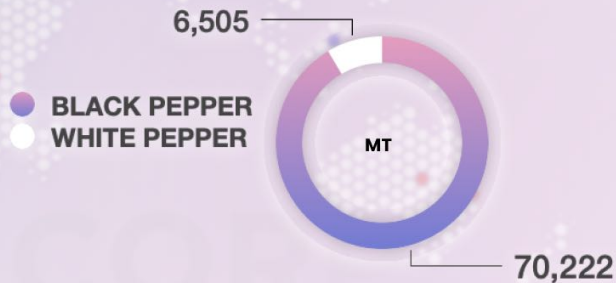


No	Country	Quantity	Value
1	China	15,710	\$ 34,003,848
2	America	4,771	\$ 18,761,102
3	India	1,656	\$ 5,327,914
4	U.A.E	1,243	\$ 3,824,370
5	Germany	867	\$ 3,671,548
6	Netherlands	800	\$ 3,507,900
7	Phillipine	725	\$ 2,038,459
8	Thailand	712	\$ 3,035,711
9	Egypt	641	\$ 2,058,059
10	France	506	\$ 2,078,225
	Others	8,282	\$ 28,937,707
	TOTAL	35,913	\$107,244,843

EXPORTING PEPPER FROM JAN TO MAR 2023



Progressively from January 1 to the end of March 2023, Vietnam exported 76,727 tons, of which black pepper reached 70,222 tons, white pepper reached 6,505 tons. Total export turnover reached 235.9 million USD, black pepper reached 205.4 million USD, white pepper reached 30.5 million USD. Compared to the same period last year, the export volume increased by 40.5% or 22,112 tons, however, the export turnover decreased by 7.3% or 18.5 million USD.



EXPORTING PEPPER FROM JAN TO MAR 2023

Exports in the first 3 months to China reached 25,919 tons compared to 2,138 tons in the same period, a sudden increase in exports can be understood as China buying to make up for the shortage of goods after 3 years of closure because of Covid-19. In contrast to the Chinese market, exports to the United States, Germany, the Netherlands, the United Kingdom, and India decreased. The reason may be due to the economic crisis, so the markets limit purchases. Some other markets recorded an increase in exports such as Iran up 461%; Turkey increased by 331.3%; Egypt by 218.4%; Senegal increased by 148.8%... The leading import markets of white pepper: Germany, the United States, China, the Netherlands...

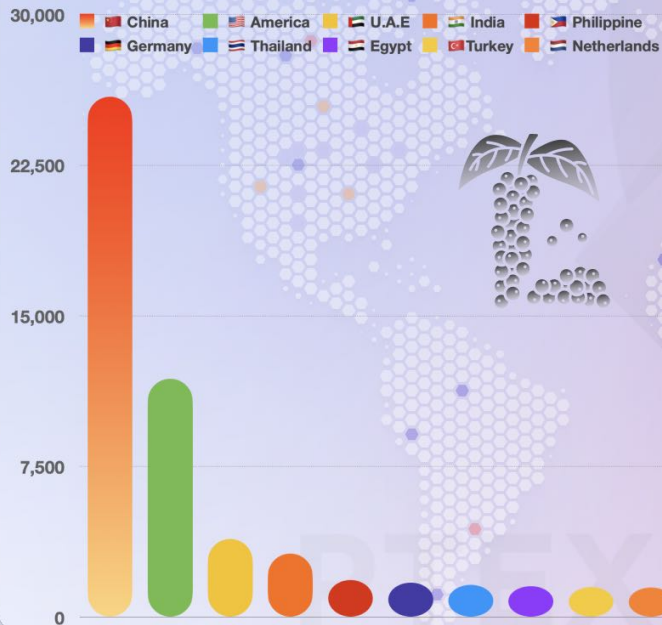


China

25,919 MT

INSIGHT

PEPPER EXPORTS FROM JAN TO MAR 2023



No	Country	Quantity (MT)
1	China	25,919
2	America	11,868
3	U.A.E	3,898
4	India	3,172
5	Philippine	1,854
6	Germany	1,731
7	Thailand	1,608
8	Egypt	1,538
9	Turkey	1,501
10	Netherlands	1,469
	Others	22,169
	TOTAL	<u>76,727</u>

Export World Map Jan to Mar 2023







ASIA

 **46.216** MT

Asia is the leading region importing pepper from Vietnam with **46.216** tons, however, compared to the Jan to Feb previous year, exports **increased by 94%**.



TOP 10 ASIA COUNTRIES IMPORT PEPPER FROM VIETNAM JAN TO MAR 2023

Exports to  India: 3.172 tons, **down 20,22%**. However, there are also some markets with **increased** import volume such as:  China: 25.919 tons, **increased 1.112,30%**;  Thailand **increased 41,8%**,  UAE: 3.898 tons, **up 3,8%**...



China

25.919



U.A.E

3.898



India

3.172



Philippine

1.854



Thailand

1.608



Iran

1.251



Pakistan

1.241



Japan

1.027



Saudi Arabia

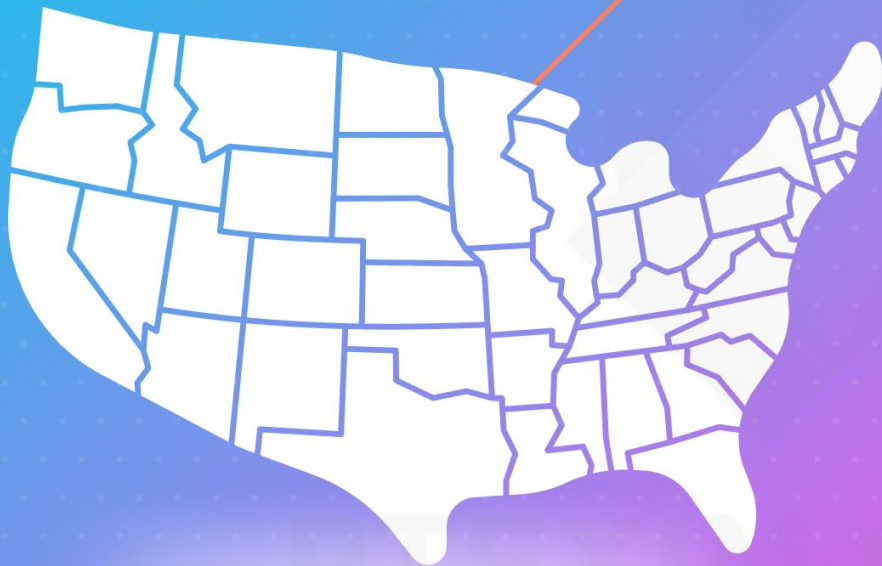
1.014



Korea


773^{MT}

Export World Map Jan to Mar 2023



LATIN AMERICA

 **13.290** MT

America importing **13.290** tons, **down 12,3%**. The  United States is Vietnam's largest pepper export market with 11.868 tons, down 15,4%. Canada imported 822 tons, increased 25,5%, all data compared with same period 2022.



TOP 5 US COUNTRIES IMPORT PEPPER FROM VIETNAM JAN TO MAR 2023



America

11.868*



Canada

822



Mexico

345



El Salvador

78



Venezuela

29 • MT

No	COUNTRY	First 3 Month 2022	First 3 Month 2023	CHANGE %
1	America	14,036	11,868	-15.4
2	Canada	655	822	25.5
3	Mexico	45	345	666.7
4	El Salvador	77	78	1.3
5	Venezuela		29	100
	Others	343	148	
	TOTAL	15,156	13,290	

Export World Map Jan to Mar 2023



EUROPEAN

 **12,515** MT

Europe: **12,515** tons, **down** ↓
-2.8%. Turkey: 1,501 tons,
up 331.3%; Netherlands:
1,469 tons, down 32.1%...
Beside, Germany imported
1,731 tons , **down 46.6%**,
Ireland imported 863 tons,
down -44.7 %



TOP 10 EU COUNTRIES IMPORT PEPPER FROM VIETNAM JAN TO MAR 2023



Germany

1,731



Turkey

1,501



Netherlands

1,469



England

1,299



Russia

965



France

948



Ireland

863



Poland

773



Spain

743



Israel

570^{MT}

Export World Map Jan to Mar 2023



AFRICA

 **4.706** MT

Africa: **4.706** tons, up
↑ 71.1%, Egypt up 218.4%;
Senegal up 148.8%...



TOP 5 AFRICA COUNTRIES IMPORT PEPPER FROM VIETNAM JAN TO MAR 2023



Egypt

1.538*



Senegal

948



Algeria

583



South Africa

486



Mauritania

252 MT

No	COUNTRY	First 3 Month 2022	First 3 Month 2023	CHANGE %
1	Egypt	483	1,538	218.4
2	Senegal	381	948	148.8
3	Algeria	378	583	54.2
4	South Africa	596	486	-18.5
5	Mauritania	112	252	125
	Others	800	899	
	TOTAL	2,750	4,706	

PEPPER IMPORTING

IN MARCH 2023

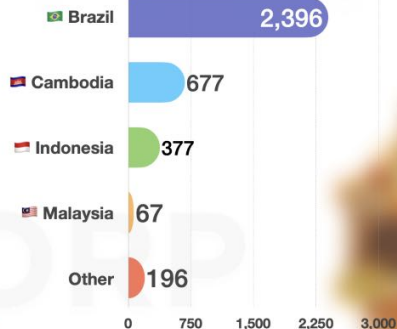
According to preliminary statistics of VPA, in March 2023, Vietnam imported 3,713 tons, of which black pepper reached 3,487 tons, white pepper reached 226 tons, total import turnover reached 11.2 million USD, compared to February. Import volume increased by 55.1%. The three main pepper supplying countries to Vietnam include Brazil 64.5%, Cambodia 18.2% and Indonesia 10.2%.



3,713 MT

Import Black Pepper

IMPORT VOLUME CHART BY COUNTRY



PEPPER IMPORTING

IN FIRST 3 MONTHS 2023

As of the end of March 2023, Vietnam imported 7,814 tons, of which black pepper reached 7,378 tons, white pepper reached 436 tons, compared to the same period last year, the import volume decreased by 9.1%, equivalent to 781 tons. Brazil is the main supplier of pepper to Vietnam, accounting for 66.7%, equivalent to 5,213 tons, compared with the same period, the amount of imports from Brazil increased by 57%. Meanwhile, imports from Cambodia and Indonesia both decreased by 57% and 38.9% respectively.



Brazil

3.321



Cambodia

2.914



Indonesia

1.133



Malaysia

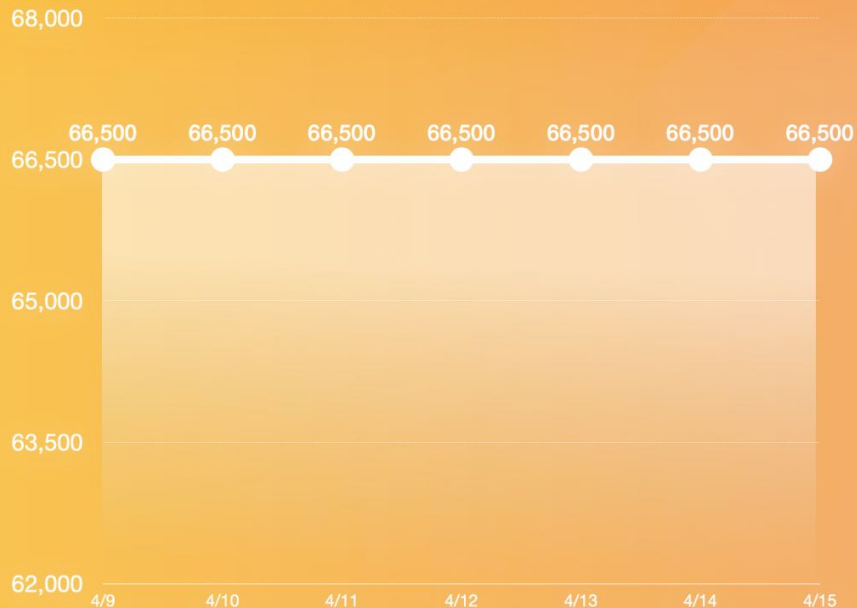
448

MT

BLACK PEPPER PRICE WEEK 15

Sideways Market

unchanged



- Last week, pepper price almost **unchanged**
- Relatively slow demand from different markets such as China/EU/US has kept prices unchanged over the past week.



FROM JAN 2023 - 16TH APR 2023

VIETNAM BLACK PEPPER PRICE CHART

Pepper price has increased from 61,000vnd from January 1, 2023 to 66,500vnd on April 16, 2023, corresponding to an **increase of 9%** in the first quarter of 2023.

Prices increased in the first quarter of last year because the largest consumer market of pepper, China, increased the amount of imports after 2 years of importing only in small quantities due to the Covid blockade.



1/1/23 1/5/23 1/9/23 1/13/23 1/17/23 1/21/23 1/25/23 1/29/23 2/2/23 2/6/23 2/10/23 2/14/23 2/16/23 2/17/23 2/19/23 2/21/23 2/23/23 2/25/23 3/1/23 3/5/23 3/9/23 3/13/23 3/17/23 3/21/23 3/25/23 3/29/23 4/2/23 4/6/23 4/10/23 4/14/23

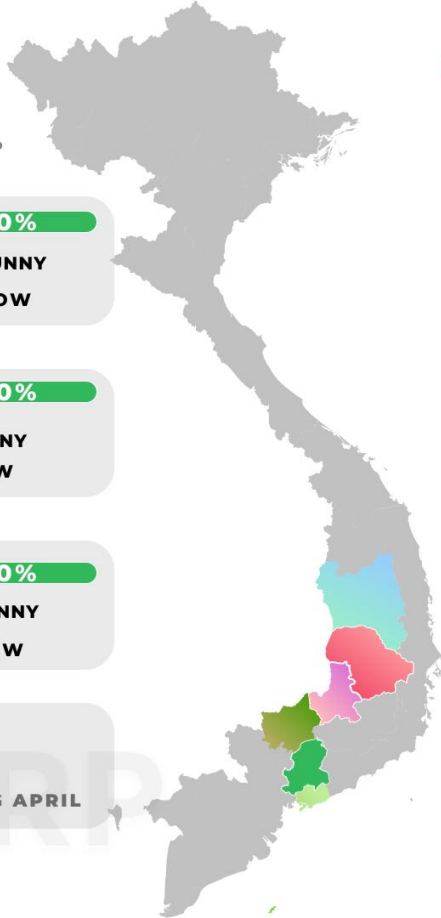
JAN

16TH APR



HARVEST SITUATION IN VIETNAM

The 2023 crop has basically been harvested.



DAK LAK  HARVESTED  **100%**
 WEATHER  **SUNNY**
FULL HARVEST NOW




BINH PHUOC  HARVESTED  **100%**
 WEATHER  **SUNNY**
FULL HARVEST NOW

DAK NONG  HARVESTED  **100%**
 WEATHER  **SUNNY**
FULL HARVEST NOW

GIA LAI  HARVESTED  **100%**
 WEATHER  **SUNNY**
FULL HARVEST NOW

DONG NAI  HARVESTED  **100%**
 WEATHER  **SUNNY**
FULL HARVEST NOW

BA RIA VUNG TAU  HARVESTED  **100%**
 WEATHER  **SUNNY**
FULL HARVEST NOW

QUANG TRI HARVESTED  **0%** | **DURING APRIL**
LAM DONG HARVESTED  **100%** | **WEATHER**  **SUNNY**
FULL HARVEST DURING APRIL



HARVEST SITUATION IN VIETNAM



VND/USD

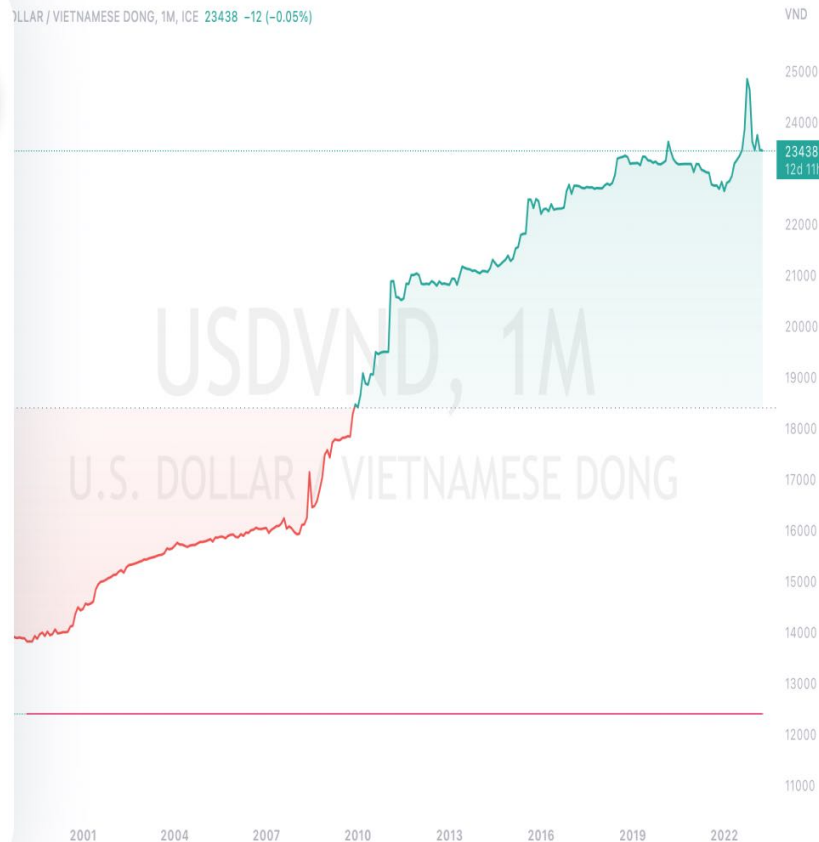
Exchange rate of VND against USD



The Vietnamese dong continues to move sideways against the USD and is expected to continue until the end of Q2. The currency is forecasted to continue to be stable in the near future.

huonguyen published on TradingView.com, Apr 16, 2023 04:33 UTC-7

DOLLAR / VIETNAMESE DONG, 1M, ICE 23438 -12 (-0.05%)





QUICK ASSESSMENT OF MAJOR IMPORT MARKETS



INDIA

Indian pepper prices **fell** this week.



INDONESIA

Although the Indonesian Rupiah rose 1% against the USD (IDR 14,945/USD), Indonesian pepper prices in both domestic and international transactions fell this week.



MALAYSIA

Malaysia's domestic and export Malaysian pepper prices this week recorded stability and remained unchanged.



SRI LANKA

Sri Lankan domestic pepper prices increased this week.



BRAZIL

Pepper from Brazil is stable from last week.



PTEXIM RESEARCH

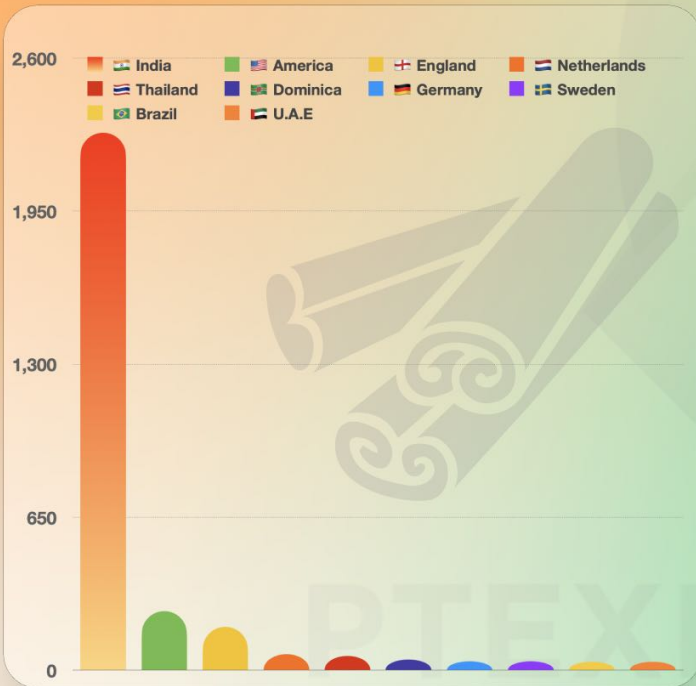
CASSIA EXPORTING REPORT





Progressively from January 1st to the end of March 2023, Vietnam exported 18,685 tons of cassia, total export turnover reached 54.8 million USD, up 45.8% in volume and 13.8% in value compared with the same period last year... The main export markets of Vietnam's cassia include: India: 7,023 tons, up 100.2% and accounting for 37.6% market share; Bangladesh: 2,431 tons, up 127.8 percent, the United States: 2,030 tons, down 17.2%. Exports to other markets also increased significantly such as: China increased by 292.1%; Indonesia increased by 274.9%; Turkey increased 232.1%...

INSIGHT | CASSIA FROM JAN TO MAR 2023



No	Country	Quantity (MT)
1	India	7,023
2	Bangladesh	2,431
3	America	2,030
4	Indonesia	836
5	Korea	619
6	Brazil	449
7	Dominican	297
8	Netherlands	294
9	Turkey	279
10	Taiwan	269
	Others	4,158
	TOTAL	18,685



CASSIA



EU STANDARDS

PTEXIM are now able to produce ground cassia / cassia broken with **low coumarin content** and guaranteed **lead content** below **2ppm** according to **European standards**.



3000 ppm



COUMARIN


CONTENT



2ppm

LEAD

CONTENT





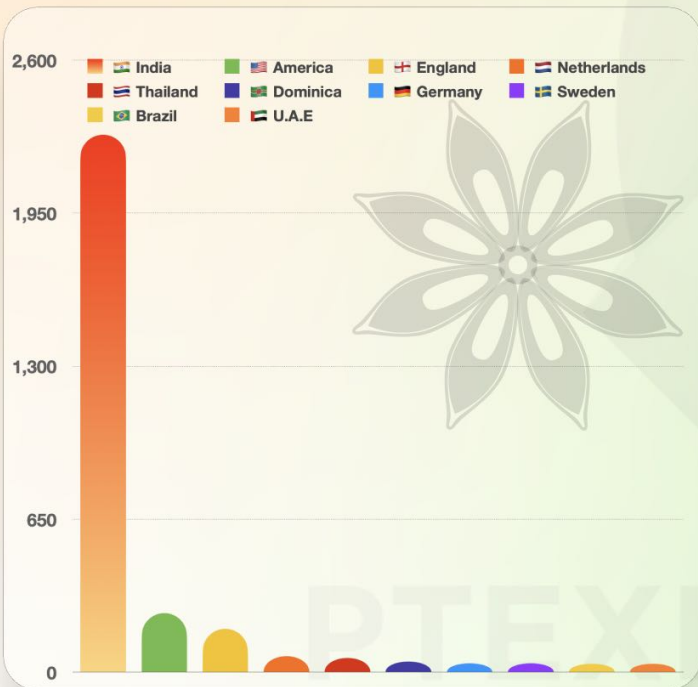
PTEXIM RESEARCH

STAR ANISE EXPORTING REPORT



End of March 2023, Vietnam exported 3,369 tons of star anise, total export turnover reached 21.6 million USD, compared to the same period last year, the export volume increased by 261.9 %. With a growth of 333% over the same period and reaching 2,282 tons, India continues to be the main export market of Vietnam Star anise. Followed by markets: United States: 252 tons, up 833.3%; UK: 185 tons, up 293.6%...

INSIGHT | STAR ANISEED FROM JAN TO MAR 2023



No	Country	Quantity (MT)
1	India	2,282
2	America	252
3	England	185
4	Netherlands	68
5	Thailand	61
6	Dominica	45
7	Germany	38
8	Sweden	38
9	Brazil	36
10	U.A.E	36
	Others	328
	TOTAL	3,369



STAR ANISE

We can offer Star anise with premium quality and ensure European standards for Pesticide/ Anthraquinone/ PAH... etc.



PTEXIM CORP



STAR ANISEED



OTHERS SPICES



CINNAMON (CASSIA) / TURMERIC / STAR ANISE / GINGER



GINGER

Crop starting and please contact for further demand for Ginger Sliced/
Polished Ginger Finger...



TURMERIC

Please contact me for further demand for Turmeric Sliced/ Polished Turmeric
Finger / Turmeric Powder



OFFER & UPDATING PEPPER PRICE

I would like to give you an indication price PEPPER, CASSIA, STAR ANISE, TURMERIC... based on NET FOB HCM as follows



WHOLE PEPPER

NO	ITEM	FOB (USD/MT)	EU MAINT PORT	NY/BAL
PINHEAD PEPPER				
1	PINHEAD < 1MM SUPER CLEANED	\$1.003	\$1.097	\$1.138
2	PINHEAD 1.5MM - 2MM CLEANED	\$1.227	\$1.320	\$1.362
3	PINHEAD 2MM - 2.5MM CLEANED	\$1.446	\$1.540	\$1.581
4	PINHEAD SUPERIOR QUALITY	\$1.666	\$1.760	\$1.801
5	LIGHT BERRIES TO EXTRA OIL (6-7% PIPERINE)	Please Contact	Please Contact	Please Contact

WHOLE PEPPER

6	VBP 500 G/L FAQ	\$3.018	\$3.071	\$3.126
7	VBP 550 G/L FAQ	\$3.252	\$3.305	\$3.360
8	VBP 500 G/L Double Spiral Cleaned	\$3.296	\$3.349	\$3.404
9	VBP 550 G/L Double Spiral Cleaned	\$3.354	\$3.408	\$3.462
10	VBP 570 G/L Double ASTA	\$3.413	\$3.467	\$3.521
11	VBP 5MM Jumbo Size	\$3.515	\$3.569	\$3.623
12	White PEPPER 630 G/L DW	\$4.874	\$4.927	\$4.982
13	White PEPPER 630 G/L ASTA	\$4.918	\$4.971	\$5.026





STEAM STERILIZED PEPPER

NO	ITEM	FOB (USD/MT)	EU MAINT PORT	NY/BAL
STEAM STERILIZED PEPPER				
8	Steam Sterilized Pepper 500G/L	\$3.511	\$3.564	\$3.619
9	Steam Sterilized Pepper 550G/L	\$3.630	\$3.683	\$3.738
10	Steam Sterilized Pepper 570G/L	\$3.689	\$3.743	\$3.797
11	Steam Sterilized Pepper 5MM	\$3.766	\$3.820	\$3.874
12	Steam Sterilized White Pepper 630G/L	\$5.279	\$5.333	\$5.387
STEAM STERILIZED PEPPER - EU COMPLIANCE				
13	Steam Sterilized Pepper 500G/L	\$3.691	\$3.744	\$3.799
14	Steam Sterilized Pepper 550G/L	\$3.810	\$3.863	\$3.918
15	Steam Sterilized Pepper 570G/L	\$3.869	\$3.923	\$3.977
16	Steam Sterilized Pepper 5MM	\$3.946	\$4.000	\$4.054
17	Steam Sterilized White Pepper 630G/L	\$5.459	\$5.513	\$5.567





STEAM STERILIZED PEPPER

NO	ITEM	FOB (USD/MT)	EU MAINT PORT	NY/BAL
STEAM STERILIZED PINHEAD PEPPER				
1	Steam Sterilized Pinhead < 1MM	\$1.453	\$1.547	\$1.588
2	Steam Sterilized Pinhead 1.5MM - 2MM	\$1.677	\$1.770	\$1.812
3	Steam Sterilized Pinhead 2MM - 2.5MM	\$1.896	\$1.990	\$2.031
4	Steam Sterilized Pinhead Super Quality	\$2.116	\$2.210	\$2.251

STEAM STERILIZED LIGHT BERRIES PEPPER

5	Steam Sterilized Black Pepper 250 G/L	\$3.195	\$3.288	\$3.323
6	Steam Sterilized Black Pepper 300 G/L	\$3.242	\$3.335	\$3.370
7	Steam Sterilized Black Pepper 350 G/L	\$3.288	\$3.382	\$3.417



CASSIA (CINNAMON) GUARANTEE LEAD & METAL POWDER



ITEM	FOB	NOTE
CASSIA POWDER 2.5% VO	2.701	2.5% VO
CASSIA POWDER 3% VO	3.145	3% VO
CASSIA BROKEN MACHINE CLEANED 2.5% VO	2.601	2.5% VO
CASSIA BROKEN MACHINE CLEANED 3% VO	2.868	3% VO



10 ppm ↓

METAL POWDER



CASSIA (CINNAMON) GUARANTEE COUMARIN

ITEM	FOB	NOTE
CASSIA POWDER 2.5% VO	2.546	2.5% VO
CASSIA POWDER 3% VO	2.945	3% VO
CASSIA BROKEN MACHINE CLEANED 2.5% VO	2.501	2.5% VO
CASSIA BROKEN MACHINE CLEANED 3% VO	2.768	3% VO



2 ppm LEAD CONTENT



3000 ppm COUMARIN CONTENT




EU STANDARDS

CASSIA (CINNAMON)



NO	ITEM	FOB (USD/MT)	NOTE
1	WHOLE CASSIA;	\$3.809	>4% VO
2	CASSIA SPLIT;	\$3.009	>3.5% VO
3	CASSIA BROKEN MACHINE CLEANED 2% VO;	\$2.091	>2% VO
4	CASSIA BROKEN MACHINE CLEANED 2.5% VO;	\$2.401	>2.5% VO
5	CASSIA BROKEN MACHINE CLEANED 3% VO;	\$2.668	>3% VO
6	CASSIA BROKEN MACHINE CLEANED 3.5% VO;	\$2.890	>3.5% VO
7	CASSIA BROKEN MACHINE CLEANED 4% VO;	\$3.200	>4% VO
8	CASSIA STICK ROLLED 90%;	\$5.359	>4% VO
9	CASSIA LONG STICK	\$4.826	>4% VO
10	CASSIA POWDER 1 - 1.5% VO;	\$1.647	1-1.5% VO
11	CASSIA POWDER 2% VO;	\$2.224	2% VO
12	CASSIA POWDER 2.5% VO;	\$2.446	2.5% VO
13	CASSIA POWDER 3% VO;	\$2.845	3% VO
CASSIA (CINNAMON) STEAM STERILIZED			
14	CASSIA POWDER STEAM STERILIZED 2.5% VO;	\$3.011	2.5% VO
15	CASSIA POWDER STEAM STERILIZED 3% VO;	\$3.452	3% VO
16	CASSIA BROKEN STEAM STERILIZED 2.5% VO;	\$3.132	2.5% VO
17	CASSIA BROKEN STEAM STERILIZED 3% VO;	\$3.368	3% VO



STAR ANISE



NO	ITEM	FOB (USD/MT)	NOTE
18	STAR ANISE SPRING CROP	\$8.228	2.0cm, 80% up
19	STAR ANISE AUTUMN CROP;	\$9.338	2.5cm, 80% up
20	STAR ANISE SUNDRIED EU COMPLIANCE;	\$9.838	2.5cm, 80% up



TURMERIC



NO	ITEM	FOB (USD/MT)
16	TURMERIC FINGER;	\$1.302
17	POLISHED TURMERIC FINGER;	\$1.435
18	TURMERIC POWDER;	\$1.524
19	TURMERIC SLICE SUN DRIED;	\$1.213
20	WASHED TURMERIC SLICE SUN DRIED;	\$1.568
21	TURMERIC SLICE MACHINE DRIED;	\$1.568

GINGER



NO	ITEM	FOB (USD/MT)
22	GINGER POWDER	\$2.545
23	GINGER SLICED	\$2.323
24	POLISHED GINGER FINGER	\$2.546



Desiccated Coconut

NORMAL QUALITY

ITEM	FOB (\$/MT)	FAT
DESICCATED COCONUT HIGHT FAT MEDIUM GRADE	\$1.631	60-63%
DESICCATED COCONUT HIGHT FAT FINE GRADE	\$1.542	60-63%
DESICCATED COCONUT MEDIUM FAT FINE GRADE	\$1.273	50-55%
DESICCATED COCONUT LOW FAT FINE GRADE	\$959	30-35%

EU QUALITY - BRC FACTORY

ITEM	FOB (\$/MT)	FAT
DESICCATED COCONUT HIGHT FAT MEDIUM GRADE	\$1.788	MIN 63%
DESICCATED COCONUT HIGHT FAT FINE GRADE	\$1.743	MIN 63%
DESICCATED COCONUT CHIPS GRADE	\$2.800	MIN 63%
DESICCATED COCONUT FLAKES GRADE	\$2.800	MIN 63%





IPEPPER POWDER PESTICIDE GUARANTEE

ITEM	(USD/MT)
GROUND STEAM STERILIZED BLACK PEPPER	
- Half Cracked HTST black pepper;	\$4.835
- Granulate HTST black pepper;	\$4.745
- Coarse HTST black pepper 12 -> 14# ;	\$4.519
- Table HTST black pepper 18 -> 28# ;	\$4.479
- Fine HTST black pepper 30 -> 34# ;	\$4.440
- Ground HTST black pepper 40 -> 100# ;	\$4.165
GROUND STEAM STERILIZED WHITE PEPPER	
- Half Cracked HTST White Pepper;	\$6.836
- Granulate HTST white pepper;	\$6.706
- Coarse HTST white pepper 12 -> 14# ;	\$6.511
- Table HTST white pepper 18 -> 28# ;	\$6.454
- Fine HTST white pepper 30 -> 34# ;	\$6.397
- Ground HTST white pepper 40 -> 100# ;	\$6.228



ORGANIC STEAM STERILIZED PEPPER

NO	ITEM	FOB (USD/MT)	EU MAINT PORT	NY/BAL
1	Steam Sterilized Pepper 550G/L	\$5.808	\$5.861	\$5.916
2	Steam Sterilized Pepper 570G/L	\$5.903	\$5.957	\$6.011
3	Steam Sterilized White Pepper 630G/L	\$8.447	\$8.500	\$8.555



Pepper's Market Report

MONTHLY - **MAR**
Week 15



THANK YOU!

Please do not hesitate to send me if you have any further request.

Hien, Nguyen Vu

CEO

A: 43 Street 17, Quarter 5, An Phu Ward, Thu Duc City, Ho Chi Minh City, VN

M: +84 902 222 295

E: spices@ptexim.com.vn | hiennv@ptexim.com.vn

PTEXIM CERTIFICATE



RAINFOREST ALLIANCE



USDA ORGANIC Available during 2022



PTEXIM FACTORY



1. WHOLE SPICES FACTORY (Address : Daklak Province, VN)



2. FOOD FACTORY (Address : Ba-Ria Vung Tau Province, VN)

www.ptexim.com.vn