



PTEXIM CORP

ORGANIC

PTEXIM has obtained the USDA and Organic EU organic certification for pepper & Cassia, in collaboration with farmers and cooperatives in Vietnam. As a result, PTEXIM can now provide organic Black and white pepper, Cassia (Cinnamon) to the global market, and you can find the pricing information in the Organic product section.





PTEXIM CORP

MONTHLY REPORT April 2023

A MONTHLY BLACK PEPPER'S MARKET REPORT WORLDWIDE 2023
BY PTEXIM RESEARCH

PHUC THINH EXPORT IMPORT INVESTMENT CORPORATION (PTEXIM CORP)
ADD : 43, STREET 17, ANPHU WARD, DISTRICT 2, HOCHIMINH CITY, VIETNAM.



PEPPER EXPORTS IN APRIL 2023

According to preliminary statistics of VPA, in April 2023, Vietnam exported 26,291 tons of pepper, 23,760 tons of black pepper, 2,531 tons of white pepper. Total export turnover reached 83.4 million USD, black pepper reached 71.9 million USD, white pepper reached 11.5 million USD, compared with the previous March, the export volume decreased by 26.8%, the turnover decreased by 22.3 %. The average export price of black pepper in April was \$3,455/ton, white pepper was \$4,869/ton.

Export

26,291_{MT}



Turnover

83.4 Mil \$



VOLUME COMPARED MAR 2023

26.8 %



PEPPER EXPORTS IN APRIL 2023

China continues to be the main export market of Vietnam's pepper in April, reaching 9,995 tons, but down 36.4% compared to the previous month. Exports to the US also decreased by 20% to 3,816 tons, similarly, exports to India, UAE, Thailand, Philippines ... also decreased but increased in Germany, Netherlands, UK, Turkey...

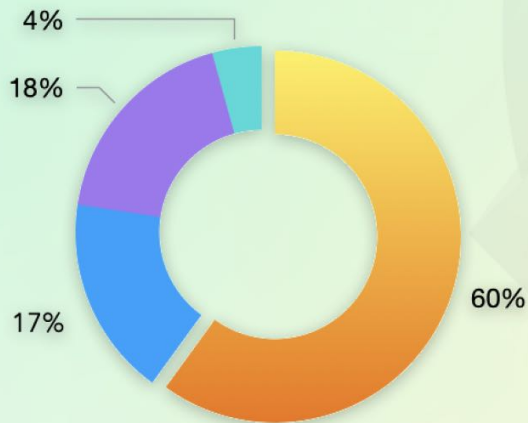


China

9,995 MT

PEPPER EXPORTS IN APRIL 2023

Exporting black pepper quantity & value from Vietnam global insight in April 2023 by region



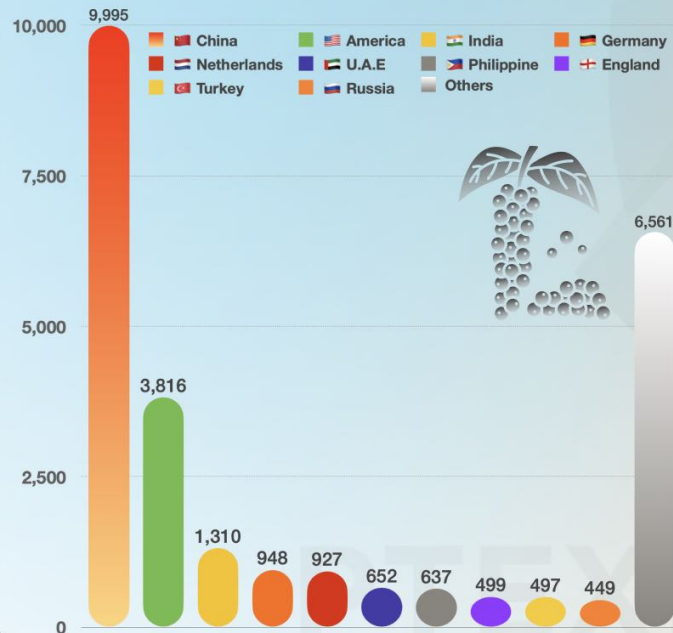
● Asia ● American
● Europe ● Africa

EXPORTING BLACK PEPPER TO REGIONS BY PERCENT



EXPORTING BLACK PEPPER TO REGIONS BY QUANTITY (MT)

INSIGHT | PEPPER EXPORTS IN APRIL 2023



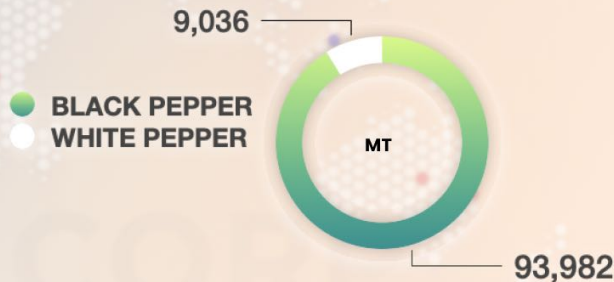
No	Country	Quantity (MT)	Value (USD)
1	China	9,995	24,124,513
2	America	3,816	15,455,833
3	India	1,310	4,162,051
4	Germany	948	3,637,409
5	Netherlands	927	3,908,347
6	U.A.E	652	2,179,116
7	Philippine	637	1,865,467
8	England	499	2,209,461
9	Turkey	497	1,607,281
10	Russia	449	1,473,775
	Others	6,561	22,757,171
	TOTAL	26,291	\$ 83,380,424

EXPORTING PEPPER FROM JAN TO APR 2023

By the end of April 2023, Vietnam exported 103,018 tons, of which black pepper reached 93,982 tons, white pepper reached 9,036 tons. Total export turnover reached 319.3 million USD, black pepper reached 277.3 million USD, white pepper reached 41.9 million USD. Compared to the same period last year, the export volume increased by 29.7%, equivalent to 23,608 tons, however, the export turnover decreased by 13.6%, equivalent to a decrease of USD 50.4 million.


EXPORTED **103,018** MT


TURNOVER **319.3** \$ Mil



EXPORTING PEPPER FROM JAN TO APR 2023

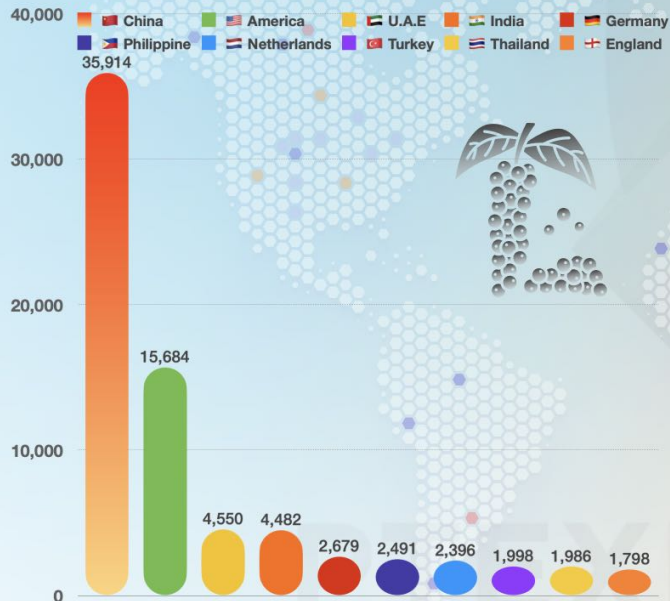
Exports to Asia increased by 77%, accounting for 60.2% of the market share, of which China continues to be the main export market of Vietnam's pepper. In the first 4 months of 2023, exports to China reached 35,914 tons, an increase of 1,430.2% over the same period. However, exports to the UAE and India decreased by 27.2% and 32.7%, respectively. The export market share to the Americas accounted for 17.3% but decreased by 5.4% over the same period, of which exports to the US reached 5,684 tons, down 18.3%. Exports to Europe also decreased by 9.5%, of which Germany decreased by 43.7%; Netherlands down 20.5%; Turkey increased by 188.7% and the UK decreased by 12.7%... Exports to Africa showed signs of recovery, especially to the main market Egypt, which increased by 239.5% to 1,786 tons. The leading white pepper import markets: China, the United States, Germany...



China

35,914 MT

INSIGHT PEPPER EXPORTS FROM JAN TO APR 2023



No	Country	Quantity (MT)
1	China	35,914
2	America	15,684
3	U.A.E	4,550
4	India	4,482
5	Germany	2,679
6	Philippine	2,491
7	Netherlands	2,396
8	Turkey	1,998
9	Thailand	1,986
10	England	1,798
	Others	29,040
	<u>TOTAL</u>	<u>103,018</u>

Export World Map Jan to April 2023



ASIA

 **61.989** MT

Asia is the leading region importing pepper from Vietnam with **61.989** tons, however, compared to the Jan to April previous year, exports **increased by 77%.**



TOP 10 ASIA COUNTRIES IMPORT PEPPER FROM VIETNAM JAN TO APRIL 2023

Exports to India: 4,482 tons, **down 32.7%**, U.A.E: 4,550 tons **down 27.2%** However, there are also some markets with **increased** import volume such as: China: 35,914 tons, **increased 1,430%**; Thailand **increased 8.7%**, Philippine: 2,491 tons, **up 23.6%**...



China

35.914



U.A.E

4.550



India

4.482



Philippine

2.491



Thailand

1.986



Iran

1.543



Pakistan

1.495



Japan

1.442



Saudi
Arabia

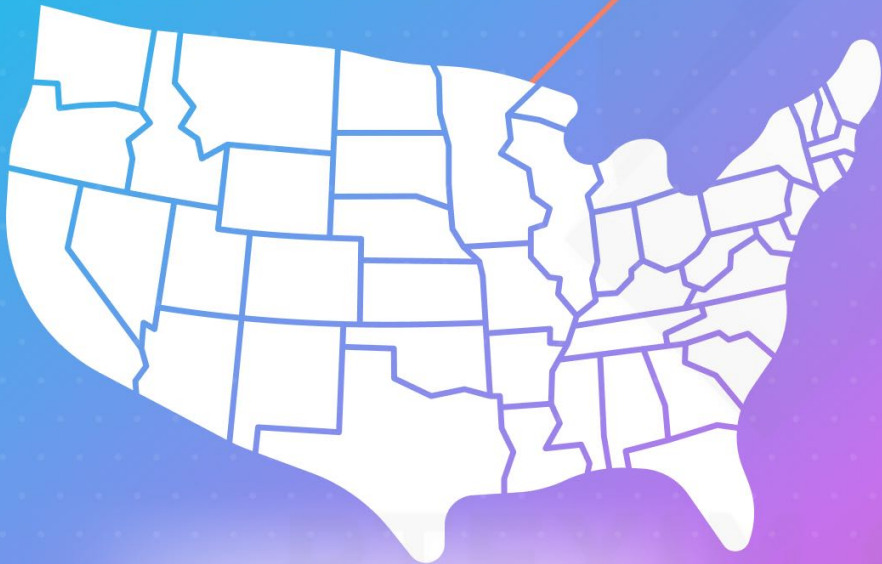
1.371



Korea


1.042^{· MT}

Export World Map Jan to April 2023



LATIN AMERICA

 **17.860** MT

America importing **17.860** tons, **down 15.4%**. The  United States is Vietnam's largest pepper export market with 15.684 tons, down 18.3%. Canada imported 1.098 tons, down 10.9%, all data compared with same period 2022.



TOP 5 US COUNTRIES IMPORT PEPPER FROM VIETNAM JAN TO APRIL 2023



America

15.684*



Canada

1.098



Mexico

568



El Salvador

78



Guatemala

65 • MT

No	COUNTRY	First 4 Month 2022	First 4 Month 2023	CHANGE %
1	 America	19,192	15,684	-18.3
2	 Canada	1,232	1,098	-10.9
3	 Mexico	90	568	531.1
4	 El Salvador	156	78	-50
5	 Guatemala	102	65	-36.3
	Others	346	367	
	TOTAL	21,118	17,860	

Export World Map Jan to April 2023



EUROPEAN

 **17.336** MT

Europe: **17.336** tons, **down** ↓
-9.5%. Turkey: 1.998 tons,
up 188.7%; Netherlands:
2.396 tons, down -20.5...
Beside, Germany imported
2.679 tons , **down -43.7%**,
Ireland imported 1.036
tons, down -56.5 %



TOP 10 EU COUNTRIES IMPORT PEPPER FROM VIETNAM JAN TO APRIL 2023



Germany

2.679



Netherlands

2.396



Turkey

1.998



England

1.798



Russia

1.414



France

1.233



Ireland

1.036



Spain

978



Poland

939



Israel

648^{MT}

Export World Map Jan to April 2023



AFRICA

 **5.833** MT

Africa: **5.833** tons, up
↑ 41.4%, Egypt up 239.5%;
Senegal up 110.5%...



TOP 5 AFRICA COUNTRIES IMPORT PEPPER FROM VIETNAM JAN TO APRIL 2023



Egypt

1.786*



Senegal

1.360



Algeria

637



South
Africa

597



Mauritania

280 MT

No	COUNTRY	First 4 Month 2022	First 4 Month 2023	CHANGE %
1	 Egypt	526	1,786	239.5
2	 Senegal	646	1,360	110.5
3	 Algeria	595	637	7.1
4	 South Africa	854	597	-30.1
5	 Mauritania	238	280	17.6
Others		1,265	1,173	
TOTAL		4,124	5,833	

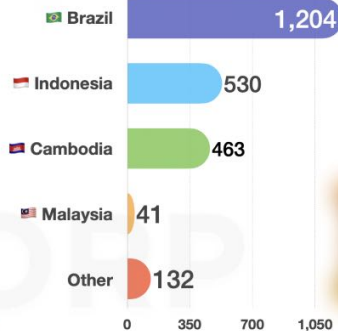
PEPPER IMPORTING

IN APRIL 2023

Preliminary statistics of VPA, in April 2023, Vietnam imported 2,370 tons, of which black pepper reached 2,026 tons, white pepper reached 344 tons, total import turnover reached US\$7.5 million, compared to the previous month. import volume decreased by 36.2%.



IMPORT VOLUME CHART BY COUNTRY



PEPPER IMPORTING IN FIRST 4 MONTHS 2023

Progressively from January 1 to April 30, 2023, Vietnam imported 10,184 tons, of which black pepper reached 9,404 tons, white pepper reached 780 tons, down 15.9% compared to the same period last year, equivalent to 1,921 tons.



Brazil

6.417



Cambodia

1.715



Indonesia

1.222



Malaysia

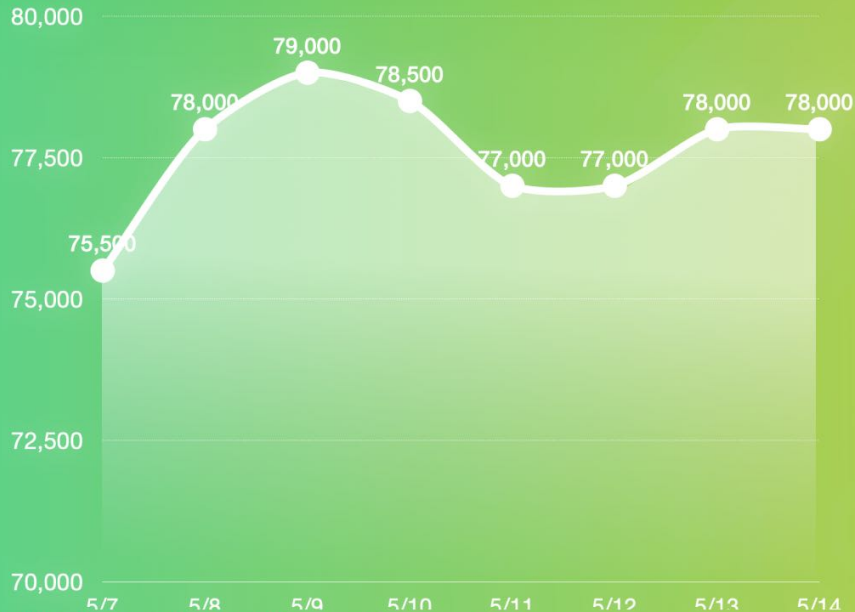
194

MT



BLACK PEPPER PRICE WEEK 19

Increasing



- Last week, pepper price had rapid and strong fluctuations when the increasing or decreased by 2% within 1 day. However, at the end of the week, pepper price still **increased by 3.5%** from 75,500vnd to 78,000vnd.
- Strong demand from other countries such as China, EU, USA, Middle East...

FROM JAN 2023 - 14TH MAY 2023

VIETNAM BLACK PEPPER PRICE CHART

❶ Pepper price has increased from 61,000vnd from January 1, 2023 to 78,000vnd on May 14, 2023, corresponding to an **increase of 28%**.

❷ Prices increased because the largest consumer market of pepper, China, increased the amount of imports after 2 years of importing only in small quantities due to the Covid blockade.



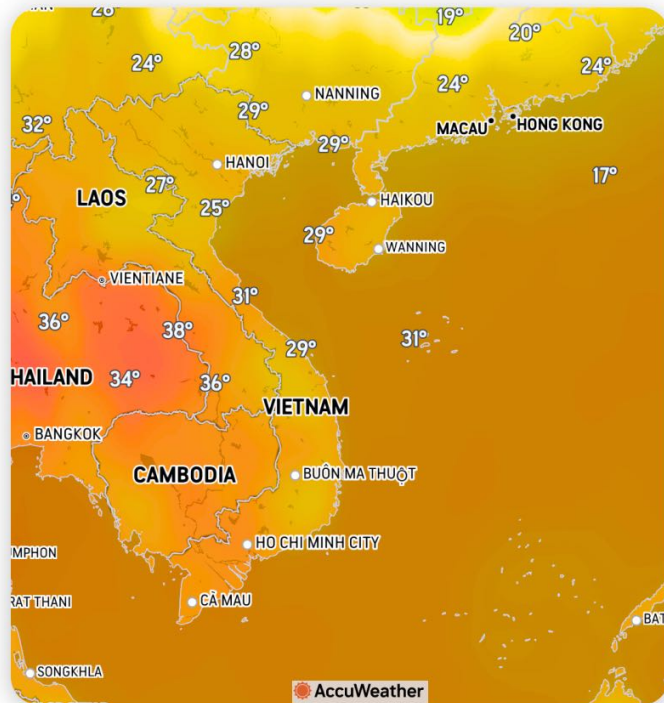
1/1/23 1/6/23 1/11/23 1/16/23 1/21/23 1/26/23 1/31/23 2/5/23 2/10/23 2/15/23 2/17/23 2/19/23 2/21/23 2/24/23 2/27/23 3/4/23 3/9/23 3/14/23 3/19/23 3/24/23 3/29/23 4/3/23 4/8/23 4/13/23 4/18/23 4/23/23 4/28/23 5/3/23 5/8/23 5/13/23



WEATHER

RECORD HIGH TEMPERATURE SET IN VIETNAM

// According to experts, from now to the end of 2023, the heat will be intense, wider than 2022; storms are more unusual and unpredictable. The erratic weather will also greatly affect the pepper crop in the coming year.



VND/USD

Exchange rate of VND against USD



Economists said that from the beginning of the year until now, VND has appreciated by 0.7–0.8% against the USD. It is forecasted that the basic exchange rate for the whole year of 2023 will be stable, if the VND depreciates, it will only be about 0.5–1%.





QUICK ASSESSMENT OF MAJOR IMPORT MARKETS



// Pepper prices last week continue **increased sharply** in all different countries such as INDIA, SRILANKA, INDONESIA, MALAYSIA, BRAZIL...



CASSIA

CERTIFICATE

CERTIFICATE No: CU 889280NOP-01.2023

REGISTRATION No: CU 889280



PTEXIM CORP

Field of attention:

Organic production methods

USDA-NOP

CROPS, HANDLING / PROCESSING

Issued to:

**Phuc Thinh Export Import Investment Corporation
43 Street No. 17, Quarter 5, An Phu Ward, District 2
Ho Chi Minh
VIETNAM**

Standard:

Certified to the USDA organic regulation, 7 CFR Part 205.

Anniversary date: 27 October 2023

Control Union Certifications declares to have inspected the unit(s), and/or product(s) of the above mentioned client, and have found them in accordance with the standards mentioned above.

Once certified, a production or handling operation's organic certification continues in effect until surrendered, suspended or revoked.

Anniversary date - when the certified operation must submit its annual update.

Effective date :

27 October 2022

Place and date of issue:

Jakarta Selatan, 02 March 2023

Declared by:

On behalf of the Managing Director

Mr. Hastama Nugraha



Control Union Certifications is
officially accredited by the United
States Department of Agriculture



Certifier
Control Union Certifications B.V.
Meeuwenlaan 4-6
8011 BZ ZWOLLE
The Netherlands
<http://www.controlunion.com>
tel.: +31(0)38-4260100



CASSIA

EU

ORGANIC

CERTIFICATE

CERTIFICATE No: CU 889280EU-01.2023
REGISTRATION No: CU 889280



PTEXIM CORP

Field of attention:

**Organic production methods
Organic EU**

Issued to:

**Phuc Thinh Export Import Investment Corporation
43 Street No. 17, Quarter 5, An Phu Ward, District 2
Ho Chi Minh
VIETNAM**

Standard:

Control Union Certifications Production Standards and Regulation (EC) No 834/2007 and Regulation (EC) No 889/2008 on organic production of agricultural products and indications referring thereto on agricultural products and foodstuffs, including the amending regulations, and Control Union Certifications (CU) Inspection Regulations.

Valid until: 01 March 2024

Control Union Certifications declares to have inspected the unit(s), and/or product(s) of the above mentioned client, and have found them in accordance with the standards mentioned above.

This certificate covers the unit(s), and/or product(s) as mentioned in the authenticated annex of this certificate. This document has been issued on the basis of Article 29(1) of Regulation (EC) No 834/2007 and of Regulation (EC) No 889/2008. The declared operator has submitted his activities under control, and meets the requirements laid down in the named Regulations.

Labelling of the product must state CUC CB code number.

The units and products in the Annex (except for in-conversion products) are also certified to the organic standards equivalent to Regulations 834/2007, 889/2008 and 1235/2008 for the purpose of exporting organic products to Great Britain.

This certificate remains in force until further notice, provided that the participant continues to meet the conditions as laid down in the client contract with Control Union Certifications B.V. and verified in inspections by Control Union Certifications B.V.

VN-BIO-149

Date of certification:

01 March 2023

Last date of inspection: 25 November
2022

Place and date of issue:
Jakarta Selatan, 02 March 2023



Declared by:

On behalf of the Managing Director

Mr. Hastama Nugraha

Certifier
Control Union Certifications B.V.
Meeuwenlaan 4-6
8011 BZ ZWOLLE
The Netherlands
<http://www.controlunion.com>
tel.: +31(0)38-4260100



CINNAMON (CASSIA)

The price of cinnamon last week quite stable. We starting to offer Cassia Organic from now onwards.





CASSIA



EU STANDARDS

PTEXIM are now able to produce ground cassia / cassia broken with **low coumarin content** and guaranteed **lead content** below **2ppm** according to **European standards**.



3000 ppm



COUMARIN

CONTENT



2ppm

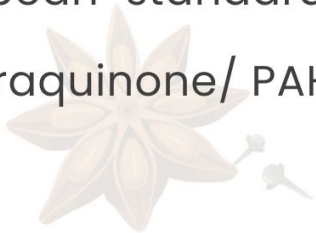
LEAD

CONTENT



STAR ANISE

We can offer Star anise with premium quality and ensure European standards for Pesticide/ Anthraquinone/ PAH... etc.



PTEXIM CORP



Desiccated Coconut

// **Desiccated coconut prices have fast increased in the past week.**



OTHERS SPICES

CINNAMON (CASSIA) / TURMERIC / STAR ANISE / GINGER



GINGER

Crop starting and please contact for further demand for Ginger Sliced/
Polished Ginger Finger...

TURMERIC



Please contact me for further demand for Turmeric Sliced/ Polished Turmeric
Finger / Turmeric Powder



OFFER & UPDATING PEPPER PRICE

I would like to give you an indication price PEPPER, CASSIA, STAR ANISE, TURMERIC... based on NET FOB HCM as follows



WHOLE PEPPER

NO	ITEM	FOB (USD/MT)	EU MAINT PORT	NY/BAL
PINHEAD PEPPER				
1	PINHEAD < 1MM SUPER CLEANED	\$1.003	\$1.097	\$1.128
2	PINHEAD 1.5MM - 2MM CLEANED	\$1.227	\$1.320	\$1.352
3	PINHEAD 2MM - 2.5MM CLEANED	\$1.446	\$1.540	\$1.571
4	PINHEAD SUPERIOR QUALITY	\$1.666	\$1.760	\$1.791
5	LIGHT BERRIES TO EXTRA OIL (6-7% PIPERINE)	Please Contact	Please Contact	Please Contact

WHOLE PEPPER

6	VBP 500 G/L FAQ	\$3.543	\$3.596	\$3.643
7	VBP 550 G/L FAQ	\$3.764	\$3.818	\$3.864
8	VBP 500 G/L Double Spiral Cleaned	\$3.816	\$3.869	\$3.916
9	VBP 550 G/L Double Spiral Cleaned	\$3.884	\$3.937	\$3.984
10	VBP 570 G/L Double ASTA	\$3.952	\$4.006	\$4.052
11	VBP 5MM Jumbo Size	\$4.073	\$4.127	\$4.173
12	White PEPPER 630 G/L DW	\$5.357	\$5.411	\$5.457
13	White PEPPER 630 G/L ASTA	\$5.401	\$5.455	\$5.501





STEAM STERILIZED PEPPER

NO	ITEM	FOB (USD/MT)	EU MAINT PORT	NY/BAL
STEAM STERILIZED PINHEAD PEPPER				
1	Steam Sterilized Pinhead < 1MM	\$1.453	\$1.547	\$1.578
2	Steam Sterilized Pinhead 1.5MM - 2MM	\$1.677	\$1.770	\$1.802
3	Steam Sterilized Pinhead 2MM - 2.5MM	\$1.896	\$1.990	\$2.021
4	Steam Sterilized Pinhead Super Quality	\$2.116	\$2.210	\$2.241





STEAM STERILIZED PEPPER

NO	ITEM	FOB (USD/MT)	EU MAINT PORT	NY/BAL
STEAM STERILIZED PEPPER				
8	Steam Sterilized Pepper 500G/L	\$4.043	\$4.097	\$4.143
9	Steam Sterilized Pepper 550G/L	\$4.182	\$4.235	\$4.282
10	Steam Sterilized Pepper 570G/L	\$4.251	\$4.305	\$4.351
11	Steam Sterilized Pepper 5MM	\$4.336	\$4.389	\$4.436
12	Steam Sterilized White Pepper 630G/L	\$5.783	\$5.837	\$5.883
STEAM STERILIZED PEPPER - EU COMPLIANCE				
13	Steam Sterilized Pepper 500G/L	\$4.223	\$4.277	\$4.323
14	Steam Sterilized Pepper 550G/L	\$4.362	\$4.415	\$4.462
15	Steam Sterilized Pepper 570G/L	\$4.431	\$4.485	\$4.531
16	Steam Sterilized Pepper 5MM	\$4.516	\$4.569	\$4.616
17	Steam Sterilized White Pepper 630G/L	\$5.963	\$6.017	\$6.063



CASSIA (CINNAMON) GUARANTEE LEAD & METAL POWDER



ITEM	FOB	NOTE
CASSIA POWDER 2.5% VO	2.701	2.5% VO
CASSIA POWDER 3% VO	3.145	3% VO
CASSIA BROKEN MACHINE CLEANED 2.5% VO	2.601	2.5% VO
CASSIA BROKEN MACHINE CLEANED 3% VO	2.868	3% VO



CASSIA (CINNAMON) GUARANTEE COUMARIN

ITEM	FOB	NOTE
CASSIA POWDER 2.5% VO	2.546	2.5% VO
CASSIA POWDER 3% VO	2.945	3% VO
CASSIA BROKEN MACHINE CLEANED 2.5% VO	2.501	2.5% VO
CASSIA BROKEN MACHINE CLEANED 3% VO	2.768	3% VO



EU STANDARDS

CASSIA (CINNAMON)



NO	ITEM	FOB (USD/MT)	NOTE
1	WHOLE CASSIA;	\$3.143	>4% VO
2	CASSIA SPLIT;	\$2.787	>3.5% VO
3	CASSIA BROKEN MACHINE CLEANED 2% VO;	\$2.091	>2% VO
4	CASSIA BROKEN MACHINE CLEANED 2.5% VO;	\$2.401	>2.5% VO
5	CASSIA BROKEN MACHINE CLEANED 3% VO;	\$2.668	>3% VO
6	CASSIA BROKEN MACHINE CLEANED 3.5% VO;	\$2.890	>3.5% VO
7	CASSIA BROKEN MACHINE CLEANED 4% VO;	\$3.200	>4% VO
8	CASSIA STICK ROLLED 90%;	\$5.048	>4% VO
9	CASSIA LONG STICK	\$4.693	>4% VO
10	CASSIA POWDER 1 - 1.5% VO;	\$1.647	1-1.5% VO
11	CASSIA POWDER 2% VO;	\$2.224	2% VO
12	CASSIA POWDER 2.5% VO;	\$2.446	2.5% VO
13	CASSIA POWDER 3% VO;	\$2.845	3% VO
CASSIA (CINNAMON) STEAM STERILIZED			
14	CASSIA POWDER STEAM STERILIZED 2.5% VO;	\$3.011	2.5% VO
15	CASSIA POWDER STEAM STERILIZED 3% VO;	\$3.452	3% VO
16	CASSIA BROKEN STEAM STERILIZED 2.5% VO;	\$3.132	2.5% VO
17	CASSIA BROKEN STEAM STERILIZED 3% VO;	\$3.368	3% VO

STAR ANISE



NO	ITEM	FOB (USD/MT)	NOTE
18	STAR ANISE SPRING CROP	\$8.228	2.0cm, 80% up
19	STAR ANISE AUTUMN CROP;	\$9.116	2.5cm, 80% up
20	STAR ANISE SUNDRIED EU COMPLIANCE;	\$9.616	2.5cm, 80% up



Desiccated Coconut

NORMAL QUALITY

ITEM	FOB (\$/MT)	FAT
DESICCATED COCONUT HIGHT FAT MEDIUM GRADE	\$1.631	60-63%
DESICCATED COCONUT HIGHT FAT FINE GRADE	\$1.542	60-63%
DESICCATED COCONUT MEDIUM FAT FINE GRADE	\$1.452	50-55%
DESICCATED COCONUT LOW FAT FINE GRADE	\$959	30-35%

EU QUALITY – BRC FACTORY

ITEM	FOB (\$/MT)	FAT
DESICCATED COCONUT HIGHT FAT MEDIUM GRADE	\$1.788	MIN 63%
DESICCATED COCONUT HIGHT FAT FINE GRADE	\$1.743	MIN 63%
DESICCATED COCONUT CHIPS GRADE	\$2.800	MIN 63%
DESICCATED COCONUT FLAKES GRADE	\$2.800	MIN 63%



TURMERIC



NO	ITEM	FOB (USD/MT)
16	TURMERIC FINGER;	\$1.302
17	POLISHED TURMERIC FINGER;	\$1.391
18	TURMERIC POWDER;	\$1.524
19	TURMERIC SLICE SUN DRIED;	\$1.213
20	WASHED TURMERIC SLICE SUN DRIED;	\$1.524
21	TURMERIC SLICE MACHINE DRIED;	\$1.524

GINGER



NO	ITEM	FOB (USD/MT)
22	GINGER POWDER	\$2.323
23	GINGER SLICED	\$2.323
24	POLISHED GINGER FINGER	\$2.323





PEPPER POWDER PESTICIDE GUARANTEE

ITEM	(USD/MT)
GROUND STEAM STERILIZED BLACK PEPPER	
- Half Cracked HTST black pepper;	\$5.540
- Granulate HTST black pepper;	\$5.436
- Coarse HTST black pepper 12 -> 14# ;	\$5.178
- Table HTST black pepper 18 -> 28# ;	\$5.132
- Fine HTST black pepper 30 -> 34# ;	\$5.087
- Ground HTST black pepper 40 -> 100# ;	\$4.771
GROUND STEAM STERILIZED WHITE PEPPER	
- Half Cracked HTST White Pepper;	\$7.467
- Granulate HTST white pepper;	\$7.325
- Coarse HTST white pepper 12 -> 14# ;	\$7.112
- Table HTST white pepper 18 -> 28# ;	\$7.050
- Fine HTST white pepper 30 -> 34# ;	\$6.988
- Ground HTST white pepper 40 -> 100# ;	\$6.802



ORGANIC CASSIA (CINNAMON)

NO	ITEM	FOB (USD/MT)
1	ORGANIC WHOLE CASSIA;	\$3 . 643
2	ORGANIC CASSIA SPLIT;	\$3 . 287
3	ORGANIC CASSIA BROKEN MACHINE CLEANED 3.5% VO;	\$3 . 390
4	ORGANIC CASSIA STICK ROLLED 90%;	\$5 . 548
5	ORGANIC CASSIA POWDER STEAM STERILIZED 3% VO;	\$3 . 868



ORGANIC STEAM STERILIZED PEPPER

NO	ITEM	FOB (USD/MT)	EU MAINT PORT	NY/BAL
1	Steam Sterilized Pepper 550G/L	\$6.691	\$6.744	\$6.791
2	Steam Sterilized Pepper 570G/L	\$6.802	\$6.855	\$6.902
3	Steam Sterilized White Pepper 630G/L	\$9.253	\$9.307	\$9.353



Pepper's Market Report

MONTHLY **APRIL**
Week 19



PTEXIM CORP



Please do not hesitate to send me if you have any further request.

Hien, Nguyen Vu

CEO

A: 43, Str. 17, An Phu Ward, Thu Duc City, Ho Chi Minh City, Vietnam

M: +84 902 222 295

E: spices@ptexim.com.vn | hiennv@ptexim.com.vn

PTEXIM CERTIFICATE



PTEXIM FACTORY



1. WHOLE SPICES FACTORY (Daklak Province, VN)



2. FOOD FACTORY (Ba Ria Vung Tau Province, VN)



3. CASSIA & STAR ANISE FACTORY (Yen Bai Province, VN)

www.ptexim.com.vn