

MONTHLY REPORT MAY 2023

A MONTHLY BLACK PEPPER'S MARKET REPORT WORLDWIDE 2023
BY PTEXIM RESEARCH



The collage features several report cards and spice samples. At the top left, a white spoon holds black peppercorns. Below it, another spoon holds yellow powder. At the bottom, a spoon holds red peppercorns, and another holds yellow powder. The report cards include:

- Export World Map Jan to May 2023** (USA): America importing 23,750 tons. Vietnam's largest export market with 21,093 tons, down 15.5% compared with some period 2022.
- Black Pepper Export World Map** (Africa): Africa: 6,954 MT, up 138.9%. Egypt up 140%; Senegal up 104.4%...
- BLACK PEPPER PRICE WEEK 22** (Green): Unchangeable. Last week, pepper price basically moved sideways and remained stable at 75,000 VND. Demand is slow in different markets such as China / EU / USA... Coffee prices have increased rapidly in recent years and set the highest peak ever corresponding to an increase of 50-55% compared to the beginning of the year. This also makes farmers and dealers have the expectation that pepper prices will tend to increase in the near future.
- OTHER SPICES** (Black): Apart from producing organic pepper and cinnamon/star anise products, PTEXIM is presently providing a range of other spices including chilli, cumin, fennel, fenugreek, coriander, celery, mustard seed, sesame, and more. We can provide you with a comprehensive price list in the report's annex upon request. We anticipate your interest and support.
- CURRENT VND-** (Yellow): The VND exchange rate is very strong when it sharply increased. But...

OTHER SPICES



Apart from producing organic pepper and cinnamon/star anise products, PTEXIM is presently providing a range of other spices including chilli, cumin, fennel, fenugreek, coriander, celery, mustard seed, sesame. We can provide you with a comprehensive price list in the report's annex upon request. We anticipate your interest and support.



PTEXIM CORP



ORGANIC

PTEXIM has completed the organic certificate of pepper with farmers and cooperatives in Vietnam, which is issued by USDA and Organic EU. Currently, PTEXIM is able to offer organic black and white pepper to the international market. Please see the reference price in the Organic product section.

CERTIFICATE

CERTIFICATE No: CU 889280EU-01.2023
REGISTRATION No: CU 889280

Field of attention:
Organic production methods
Organic EU

Issued to:
Phuc Thinh Export Import Investment Corporation
43 Street No. 17, Quarter 5, An Phu Ward, District 2
Ho Chi Minh
VIETNAM

Standard:
Control Union Certifications Production Standards and Regulation (EC) No 834/2007 and Regulation (EC) No 889/2008 or organic production of agricultural products and indications referring thereto on agricultural products and foodstuffs, including the amending regulations, and Control Union Certifications (CU) Inspection Regulations.

Valid until: 01 March 2024

Control Union Certifications declares to have inspected the unit(s), and/or product(s) of the above mentioned client, and have found them in accordance with the standards mentioned above. This certificate covers the unit(s), and/or product(s) as mentioned in the authenticated annex of this certificate. This document has been issued on the basis of Article 29(1) of Regulation (EC) No 834/2007 and of Regulation (EC) No 889/2008. The declared operator has submitted his activities under control, and meets the requirements laid down in the named Regulations. Labelling of the product must state CUC CB code n°- The units and products in the Annex (except for in-conversion products) are also certified. Regulations 834/2007, 889/2008 and 1235/2008 for the purpose of export. This certificate remains in force until further notice, provided that the participant continues to have a valid client contract with Control Union Certifications B.V. and verified in inspection.

VN-BIO-149
Date of certification:
01 March 2023
Last date of inspection: 25 November
2022
Place and date of issue:
Jakarta Selatan, 02 March 2023



CERTIFICATE

CERTIFICATE No: CU 889280NOP-01.2023
REGISTRATION No: CU 889280

Field of attention:
Organic production methods
USDA-NOP
CROPS, HANDLING / PROCESSING

Issued to:
Phuc Thinh Export Import Investment Corporation
43 Street No. 17, Quarter 5, An Phu Ward, District 2
Ho Chi Minh
VIETNAM

Standard:
Certified to the USDA organic regulation, 7 CFR Part 205.
Anniversary date: 27 October 2023

Control Union Certifications declares to have inspected the unit(s), and/or product(s) of the above mentioned client, and have found them in accordance with the standards mentioned above. Once certified, a production or handling operation's organic certification continues in effect until surrendered, suspended or revoked. Anniversary date - when the certified operation must submit its annual update.

Effective date:
27 October 2022
Place and date of issue:
Jakarta Selatan, 02 March 2023



Control Union Certifications is
officially accredited by the United
States Department of Agriculture



Declared by:
On behalf of the Managing Director
Mr. Hastama Nugraha

Certifier
Control Union Certifications B.V.
Meeuwenlaan 4-6
8011 BZ ZWOLLE
The Netherlands
<http://www.controlunion.com>
tel.: +31(0)38-4260100

PEPPER EXPORTS IN MAY 2023

According to preliminary statistics of VPA, in May 2023, Vietnam exported 28,759 tons pepper including 25,850 tons of black pepper, 2,909 tons of white pepper. Total export turnover reached 89.6 million USD, black pepper reached 76.8 million USD, white pepper reached 12.8 million USD, compared to the previous month, the export volume increased by 9.4%, the turnover increased by 7.5%. The average export price of black pepper in May reached US\$3,540/ton, white pepper reached US\$5,024/ton, increasing by US\$85 and US\$154 respectively compared to April 2023.

Export

28,759_{MT}



Turnover

89.6 Mil \$



VOLUME COMPARED APR₂₀₂₃

9.4%



PEPPER EXPORTS IN MAY 2023

Exports to the Chinese market continued to grow and stabilized at 10,255 tons, up 2.6% over the previous month. Exports to the US market were also positive, reaching 5,409 tons, up 41.7%. Followed by the Arab market: 1,680 tons, up 157.7%; Germany: 1,028 tons, up 8.4%; Netherlands: 1,013 tons, up 9.3%...

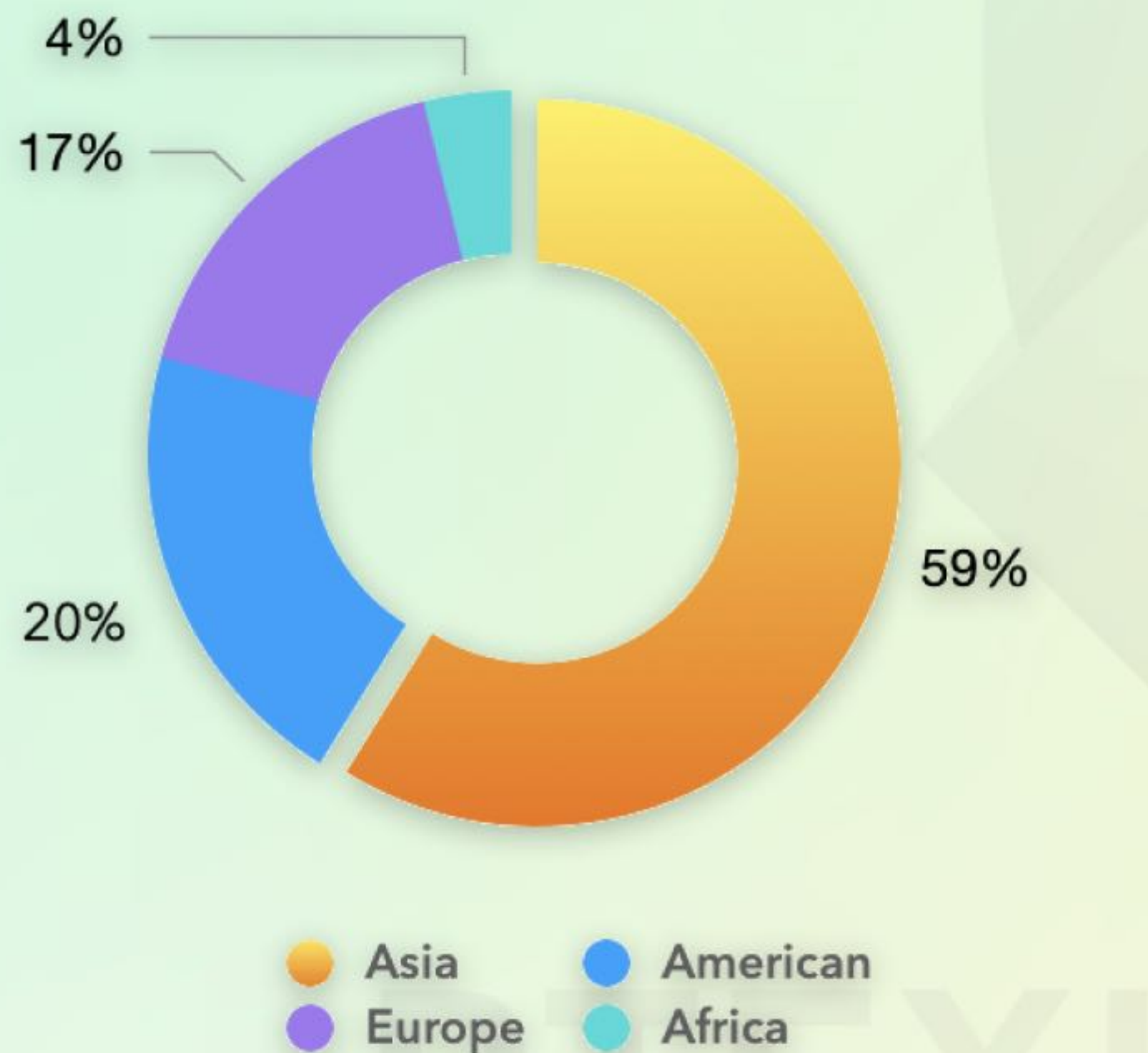


China


10,255 MT

PEPPER EXPORTS IN MAY 2023

Exporting black pepper quantity & value from Vietnam global insight in May 2023 by region

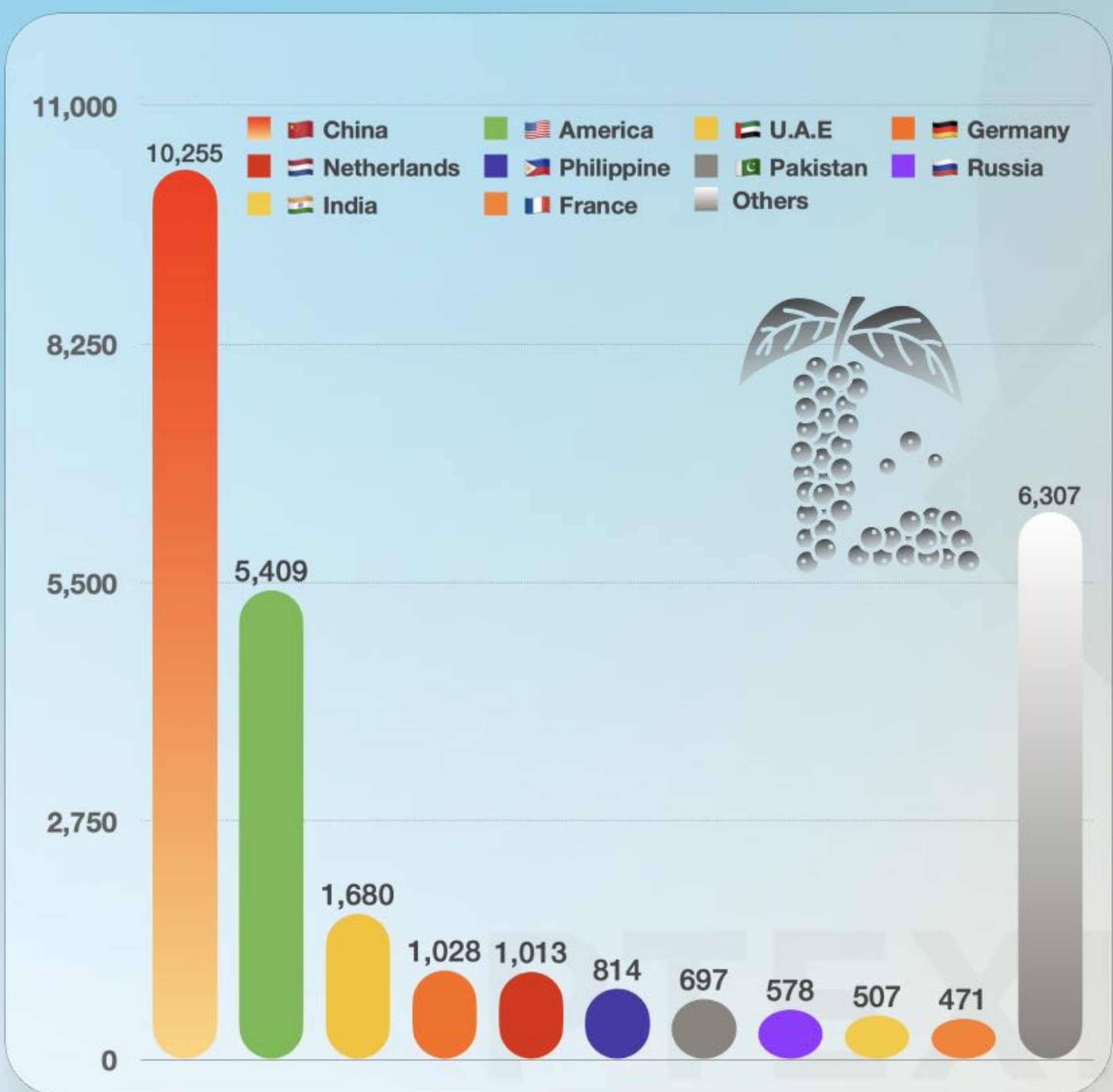


EXPORTING BLACK PEPPER TO REGIONS BY PERCENT



EXPORTING BLACK PEPPER TO REGIONS BY QUANTITY (MT)

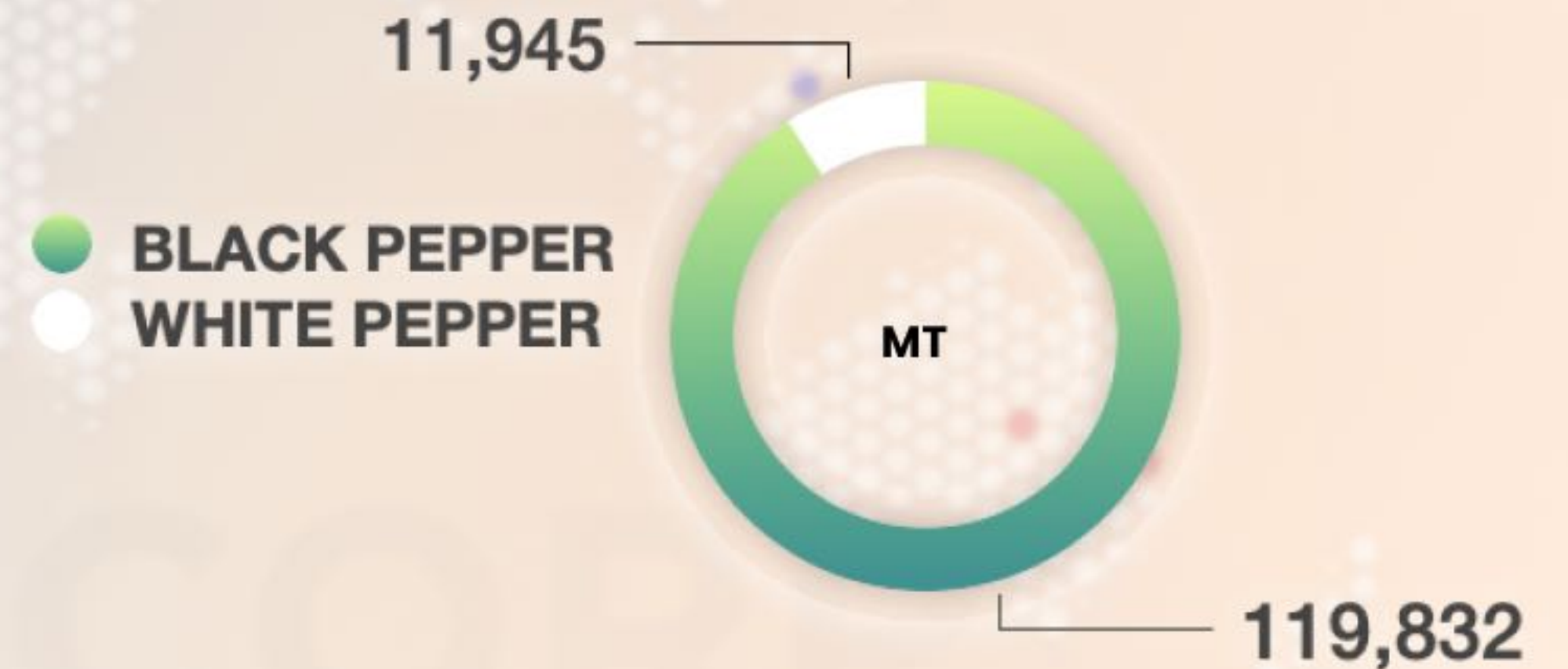
INSIGHT | PEPPER EXPORTS IN MAY 2023



No	Country	Quantity (MT)	Value (USD)
1	China	10,255	20,732,045
2	America	5,409	21,303,158
3	U.A.E	1,680	5,997,026
4	Germany	1,028	4,318,465
5	Netherlands	1,013	4,286,998
6	Philippine	814	2,502,643
7	Pakistan	697	2,382,315
8	Russia	578	1,925,040
9	India	507	1,817,965
10	France	471	1,778,175
	Others	6,307	22,571,789
	TOTAL	28,759	\$ 89,615,619

EXPORTING PEPPER FROM JAN TO MAY 2023

Progressively from January 1 to May 31, 2023, Vietnam exported 131,777 tons of pepper of which black pepper reached 119,832 tons, white pepper reached 11,945 tons. Total export turnover reached 408.9 million USD, black pepper reached 354.1 million USD, white pepper reached 54.7 million USD. Compared to the same period last year, export volume increased by 30%, equivalent to 30,438 tons, however, export turnover decreased by 12.7%, equivalent to a decrease of USD 59.5 million. The average export price of black pepper in 5 months reached 3,443 USD/ton, white pepper reached 4,955 USD/ton, down 21.7% and 18.4% respectively over the same period.



EXPORTING PEPPER FROM JAN TO MAY 2023

Exports to Asia continued to be a **bright spot**, reaching 78,907 tons, up 77.2% and accounting for 59.9% of Vietnam's pepper export market share, of which China was the main export market, reaching 46,169 tons, accounting for 46,169 tons accounting 35% and an increase of 1,668.9% over the same period in 2023. Also in Asia, exports to Saudi Arabia: 6,230 tons, down 25.3%; India: 4,989 tons, down 40.7%; Philippines: 3,305 tons, up 26.1%. The Americas region's imports decreased by 13.1%, accounting for 18.0% of the market share, of which exports to the US decreased by 15.5% to 21,093 tons. The European region accounted for 16.8% and decreased by 9.4% over the same period last year, of which Germany: 3,707 tons, down 37%; Netherlands: 3,409 tons, down 13.8%; Türkiye: 2,302 tons, up 135.1%, UK: 2,124 tons, down 13.9%. Exports to Africa increased by 38.9%, of which Egypt reached 2,179 tons, up 140%; Senegal reached 1,523 tons, up 104.4% over the same period last year.

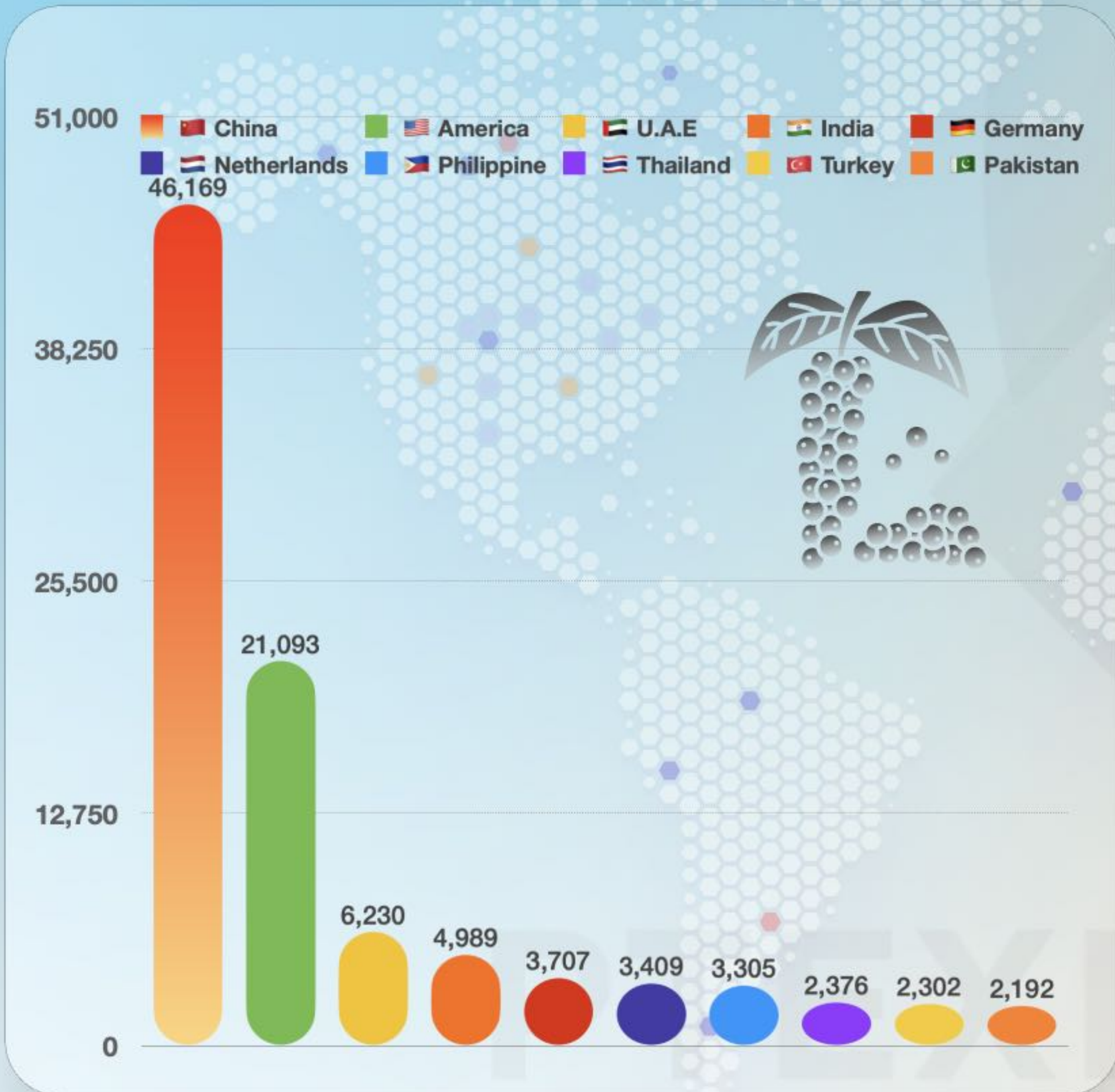


China

46,169 MT

INSIGHT

PEPPER EXPORTS FROM JAN TO MAY 2023



No	Country	Quantity (MT)
1	China	46,169
2	America	21,093
3	U.A.E	6,230
4	India	4,989
5	Germany	3,707
6	Netherlands	3,409
7	Philippine	3,305
8	Thailand	2,376
9	Turkey	2,302
10	Pakistan	2,192
	Others	36,005
	TOTAL	131,777

Export World Map Jan to May 2023



ASIA

 **78,907** MT

Asia is the leading region importing pepper from Vietnam with **78,907** tons, however, compared to the Jan to May previous year, exports **increased by 77.2%**.

TOP 10 ASIA COUNTRIES IMPORT PEPPER FROM VIETNAM JAN TO MAY 2023

Exports to  India: 4,989 tons, **down 40.7%**, U.A.E: 6,230 tons **down 25.3%** However, there are also some markets with **increased** import volume such as:  China: 46,169 tons, **increased 1,668%**;  Philippine: 3,305 tons, **up 26.1%**, Iran 1,888 tons, **up 23.5%**...



China

46,169



U.A.E

6,230



India

4,989



Philippine

3,305



Thailand

2,376



Pakistan

2,192



Iran

1,888



Japan

1,831



Saudi Arabia

1,473

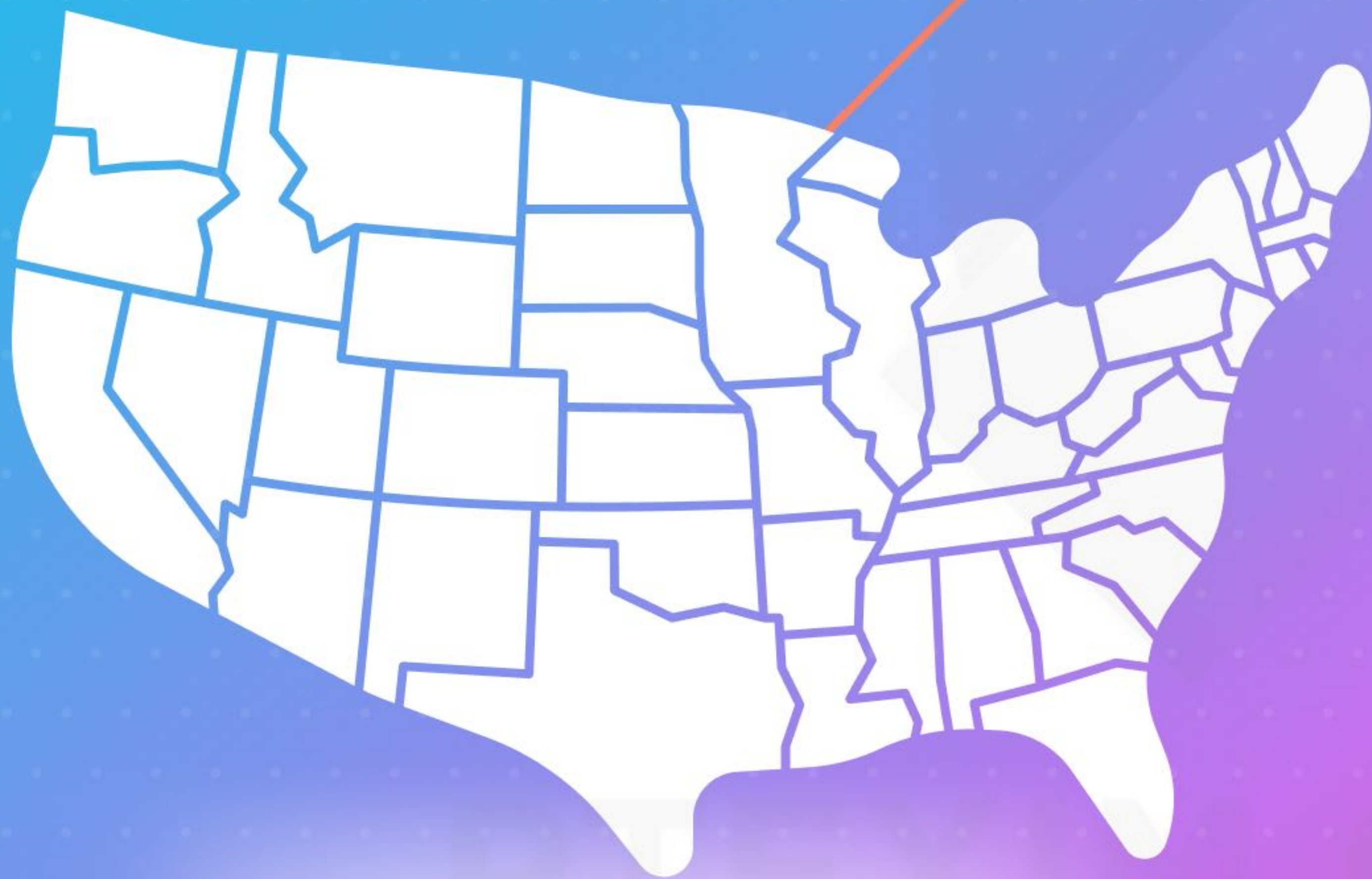


Korea

1,261^{MT}




Export World Map Jan to May 2023



LATIN AMERICA

 **23,750** MT

America importing **23,750** tons, **↓ down 13.1%**. The  United States is Vietnam's largest pepper export market with 21,093 tons, down 15.5%. Canada imported 1,326 tons, down 10.3%, all data compared with same period 2022.



TOP 5 US COUNTRIES IMPORT PEPPER FROM VIETNAM JAN TO MAY 2023



America

21,093*



Canada

1,326



Mexico

709



Costa Rica

91



Guatemala

89 • MT

No	COUNTRY	First 5 Month 2022	First 5 Month 2023	CHANGE %
1	America	24,973	21,093	-15.5
2	Canada	1,478	1,326	-10.3
3	Mexico	158	709	348.7
4	Costa Rica	38	91	139.5
5	Guatemala	102	89	-12.7
	Others	590	442	
	TOTAL	27,339	23,750	

Export World Map Jan to May 2023



EUROPEAN

 **22,166** MT

Europe: 22,166 tons, **down** ↓
-9.4%. Turkey: 1,998 tons,
up 135%; Netherlands:
3,409 tons, down 13.8%...
Beside, Germany imported
3,707 tons , **down -37%**,
Ireland imported 1,073
tons, down 63.5 %.



TOP 10 EU COUNTRIES IMPORT PEPPER FROM VIETNAM JAN TO MAY 2023



Germany

3,707



Netherlands

3,409



Turkey

2,302



England

2,124



Russia

1,992



France

1,704



Poland

1,107



Spain

1,090



Ireland

1,073



Israel

766^{MT}

Export World Map Jan to May 2023



AFRICA



6,954 MT

Africa: **6,954** tons, up
↑ 38.9%, Egypt up 140%;
Senegal up 104.4%...



TOP 5 AFRICA COUNTRIES IMPORT PEPPER FROM VIETNAM JAN TO MAY 2023



Egypt

2,179*



Senegal

1,523



South Africa

812



Algeria

803



Mauritania

280* MT

No	COUNTRY	First 5 Month 2022	First 5 Month 2023	CHANGE %
1	Egypt	908	2,179	140
2	Senegal	745	1,523	104.4
3	South Africa	1,041	812	-22
4	Algeria	651	803	23.3
5	Mauritania	320	280	-12.5
	Others	1,343	1,357	
	TOTAL	5,008	6,954	



PEPPER IMPORTING

IN MAY 2023

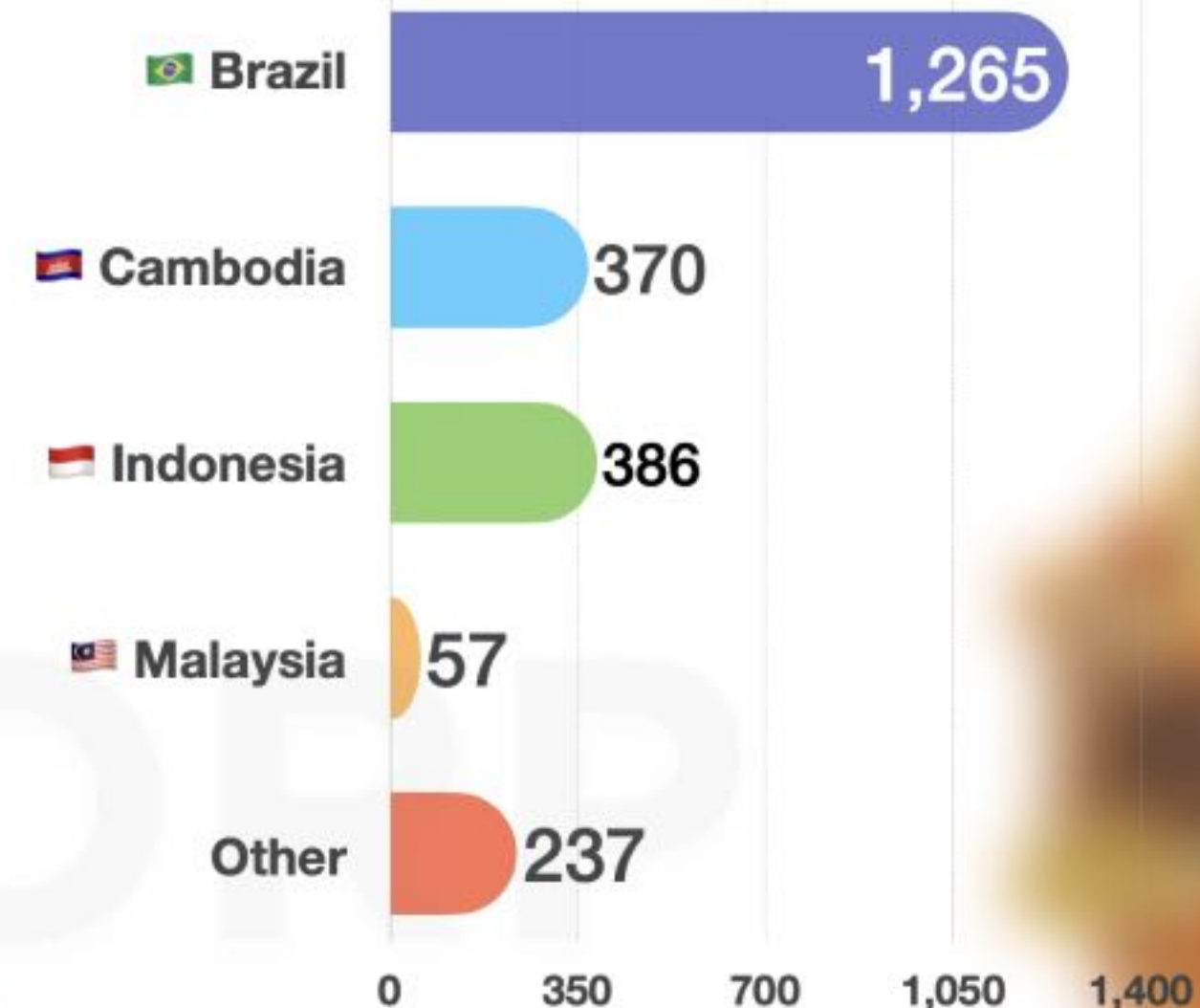
According to preliminary statistics of VPA, in May 2023, Vietnam imported 2,315 tons, of which black pepper reached 2,206 tons, white pepper reached 109 tons, total import turnover reached 7.8 million USD, compared to the previous month. Import volume decreased by 2.3%.



2,315 MT

Import Black Pepper

IMPORT VOLUME CHART BY COUNTRY




PEPPER IMPORTING

IN FIRST 5 MONTHS 2023

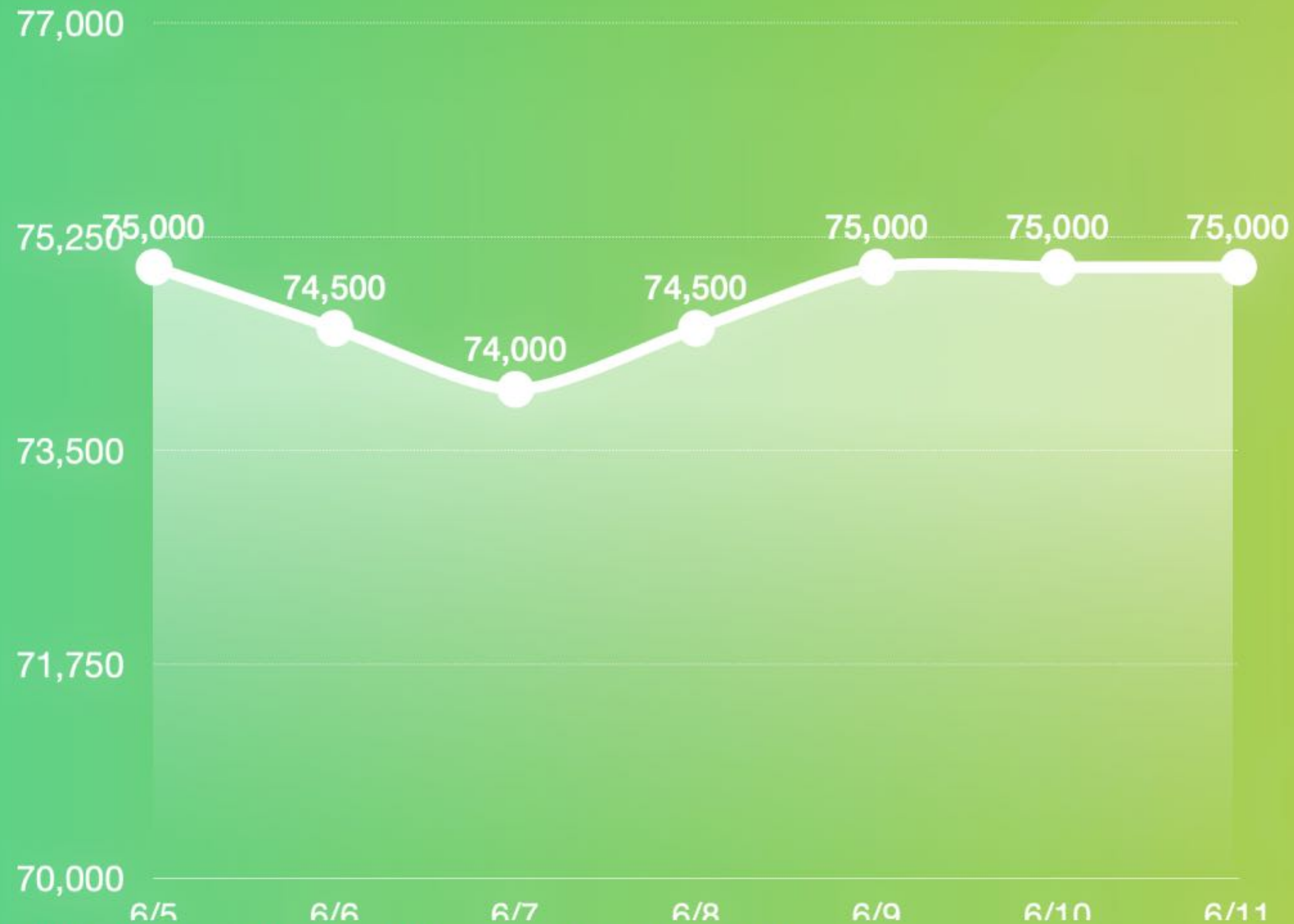


By the end of May 2023, Vietnam imported 12,499 tons of pepper which black pepper reached 11,610 tons, white pepper reached 889 tons, compared to the same period last year, the import volume decreased by 27.1%, equivalent to 4,642 tons.



BLACK PEPPER PRICE WEEK 23

Unchangeable



- Last week, pepper price basically moved sideways and remained stable at 75,000vnd.
- Demand is slow in different markets such as China / EU / USA ...
- Coffee prices have increased rapidly in recent years and set the highest peak ever, corresponding to an increase of 50-55% compared to the beginning of the year. This also makes farmers and dealers have the expectation that pepper prices will tend to increase in the near future.

FROM JAN 2023 - 11TH JUNE 2023

VIETNAM BLACK PEPPER PRICE CHART

i Pepper price has increased from 61,000vnd from January 1, 2023 to 75,000vnd on June 10, 2023, corresponding to an **increase of 23%**.

i Prices increased because the largest consumer market of pepper, China, increased the amount of imports after 2 years of importing only in small quantities due to the Covid blockade.



VNĐ/KG

1/1/23 1/7/23 1/13/23 1/19/23 1/25/23 1/31/23 2/6/23 2/12/23 2/16/23 2/18/23 2/21/23 2/24/23 3/1/23 3/7/23 3/13/23 3/19/23 3/25/23 3/31/23 4/6/23 4/12/23 4/18/23 4/24/23 4/30/23 5/6/23 5/12/23 5/18/23 5/24/23 5/30/23 6/5/23 6/11/23

JAN

11TH JUN



QUICK ASSESSMENT OF MAJOR IMPORT MARKETS



Pepper prices last week continue stable in all different countries such as INDIA, SRILANKA, INDONESIA, MALAYSIA, BRAZIL...

PTEXIM CORP



OTHERS SPICES



CINNAMON (CASSIA) / TURMERIC / STAR ANISE / GINGER

GINGER



Please send us any request for Ginger Sliced/ Polished Ginger Finger/ Ginger Powder....

TURMERIC



Please contact for further demand for Turmeric Sliced/ Polished Turmeric Finger / Turmeric Powder

OTHER SPICES

Full price update as below list;



OFFER & UPDATING PEPPER PRICE

I would like to give you an indication price PEPPER, CASSIA, STAR ANISE, TURMERIC... based on NET FOB HCM as follows



WHOLE PEPPER

NO	ITEM	FOB (USD/MT)	EU MAINT PORT	NY/BAL
WHOLE PEPPER				
1	VBP 500 G/L FAQ	\$3.433	\$3.487	\$3.533
2	VBP 550 G/L FAQ	\$3.648	\$3.701	\$3.748
3	VBP 500 G/L Double Spiral Cleaned	\$3.697	\$3.751	\$3.797
4	VBP 550 G/L Double Spiral Cleaned	\$3.763	\$3.817	\$3.863
5	VBP 570 G/L Double ASTA	\$3.830	\$3.883	\$3.930
6	VBP 5MM Jumbo Size	\$3.946	\$4.000	\$4.046
7	White PEPPER 630 G/L DW	\$5.270	\$5.323	\$5.370
8	White PEPPER 630 G/L ASTA	\$5.313	\$5.367	\$5.413





STEAM STERILIZED PEPPER

NO	ITEM	FOB (USD/MT)	EU MAINT PORT	NY/BAL
STEAM STERILIZED PEPPER				
1	Steam Sterilized Pepper 500G/L	\$3.922	\$3.976	\$4.022
2	Steam Sterilized Pepper 550G/L	\$4.056	\$4.110	\$4.156
3	Steam Sterilized Pepper 570G/L	\$4.123	\$4.177	\$4.223
4	Steam Sterilized Pepper 5MM	\$4.206	\$4.260	\$4.306
5	Steam Sterilized White Pepper 630G/L	\$5.692	\$5.745	\$5.792
STEAM STERILIZED PEPPER - EU COMPLIANCE				
6	Steam Sterilized Pepper 500G/L	\$4.102	\$4.156	\$4.202
7	Steam Sterilized Pepper 550G/L	\$4.236	\$4.290	\$4.336
8	Steam Sterilized Pepper 570G/L	\$4.303	\$4.357	\$4.403
9	Steam Sterilized Pepper 5MM	\$4.386	\$4.440	\$4.486
10	Steam Sterilized White Pepper 630G/L	\$5.872	\$5.925	\$5.972



CASSIA (CINNAMON) GUARANTEE LEAD & METAL POWDER



ITEM	FOB	NOTE
CASSIA POWDER 2.5% VO	2.701	2.5% VO
CASSIA POWDER 3% VO	3.145	3% VO
CASSIA BROKEN MACHINE CLEANED 2.5% VO	2.601	2.5% VO
CASSIA BROKEN MACHINE CLEANED 3% VO	2.868	3% VO

10 ppm
METAL POWDER



CASSIA (CINNAMON) GUARANTEE COUMARIN

ITEM	FOB	NOTE
CASSIA POWDER 2.5% VO	2.546	2.5% VO
CASSIA POWDER 3% VO	2.945	3% VO
CASSIA BROKEN MACHINE CLEANED 2.5% VO	2.501	2.5% VO
CASSIA BROKEN MACHINE CLEANED 3% VO	2.768	3% VO

2 ppm LEAD CONTENT
3000 ppm COUMARIN CONTENT
EU STANDARDS

CASSIA (CINNAMON)



NO	ITEM	FOB (USD/MT)	NOTE
1	WHOLE CASSIA;	\$3.143	>4% VO
2	CASSIA SPLIT;	\$2.787	>3.5% VO
3	CASSIA BROKEN MACHINE CLEANED 2% VO;	\$2.091	>2% VO
4	CASSIA BROKEN MACHINE CLEANED 2.5% VO;	\$2.401	>2.5% VO
5	CASSIA BROKEN MACHINE CLEANED 3% VO;	\$2.668	>3% VO
6	CASSIA BROKEN MACHINE CLEANED 3.5% VO;	\$2.890	>3.5% VO
7	CASSIA BROKEN MACHINE CLEANED 4% VO;	\$3.200	>4% VO
8	CASSIA STICK ROLLED 90%;	\$5.137	>4% VO
9	CASSIA LONG STICK	\$4.782	>4% VO
10	CASSIA POWDER 1 - 1.5% VO;	\$1.647	1-1.5% VO
11	CASSIA POWDER 2% VO;	\$2.224	2% VO
12	CASSIA POWDER 2.5% VO;	\$2.446	2.5% VO
13	CASSIA POWDER 3% VO;	\$2.845	3% VO
CASSIA (CINNAMON) STEAM STERILIZED			
14	CASSIA POWDER STEAM STERILIZED 2.5% VO;	\$3.011	2.5% VO
15	CASSIA POWDER STEAM STERILIZED 3% VO;	\$3.452	3% VO
16	CASSIA BROKEN STEAM STERILIZED 2.5% VO;	\$3.132	2.5% VO
17	CASSIA BROKEN STEAM STERILIZED 3% VO;	\$3.368	3% VO

STAR ANISE



NO	ITEM	FOB (USD/MT)	NOTE
18	STAR ANISE SPRING CROP	\$8.228	2.0cm, 80% up
19	STAR ANISE AUTUMN CROP;	\$9.116	2.5cm, 80% up
20	STAR ANISE SUNDRIED EU COMPLIANCE;	\$9.616	2.5cm, 80% up



TURMERIC



NO	ITEM	FOB (USD/MT)
16	TURMERIC FINGER;	\$1.302
17	POLISHED TURMERIC FINGER;	\$1.391
18	TURMERIC POWDER;	\$1.524
19	TURMERIC SLICE SUN DRIED;	\$1.213
20	WASHED TURMERIC SLICE SUN DRIED;	\$1.524
21	TURMERIC SLICE MACHINE DRIED;	\$1.524

GINGER



NO	ITEM	FOB (USD/MT)
22	GINGER POWDER	\$2.323
23	GINGER SLICED	\$2.323
24	POLISHED GINGER FINGER	\$2.323



Desiccated Coconut

NORMAL QUALITY

ITEM	FOB (\$/MT)	FAT
DESICCATED COCONUT HIGHT FAT MEDIUM GRADE	\$1.587	60-63%
DESICCATED COCONUT HIGHT FAT FINE GRADE	\$1.497	60-63%
DESICCATED COCONUT MEDIUM FAT FINE GRADE	\$1.407	50-55%
DESICCATED COCONUT LOW FAT FINE GRADE	\$959	30-35%

EU QUALITY - BRC FACTORY

ITEM	FOB (\$/MT)	FAT
DESICCATED COCONUT HIGHT FAT MEDIUM GRADE	\$1.631	MIN 63%
DESICCATED COCONUT HIGHT FAT FINE GRADE	\$1.587	MIN 63%
DESICCATED COCONUT CHIPS GRADE	\$2.800	MIN 63%
DESICCATED COCONUT FLAKES GRADE	\$2.800	MIN 63%





PEPPER POWDER PESTICIDE GUARANTEE

ITEM	(USD/MT)
GROUND STEAM STERILIZED BLACK PEPPER	
- Half Cracked HTST black pepper;	\$5.412
- Granulate HTST black pepper;	\$5.311
- Coarse HTST black pepper 12 -> 14# ;	\$5.058
- Table HTST black pepper 18 -> 28# ;	\$5.014
- Fine HTST black pepper 30 -> 34# ;	\$4.970
- Ground HTST black pepper 40 -> 100# ;	\$4.661
GROUND STEAM STERILIZED WHITE PEPPER	
- Half Cracked HTST White Pepper;	\$5.412
- Granulate HTST white pepper;	\$5.311
- Coarse HTST white pepper 12 -> 14# ;	\$5.058
- Table HTST white pepper 18 -> 28# ;	\$5.014
- Fine HTST white pepper 30 -> 34# ;	\$4.970
- Ground HTST white pepper 40 -> 100# ;	\$4.661





OTHER HERBS & SPICES

No	 Product Name	 20" FCL	 40" FCL	 PTEXIM OFFER (\$/MT)
1	Ground Chilli 25-40K Shu	17	25	\$ 4.254
2	Ground Chilli Min 40k Shu	17	25	\$ 4.410
3	Whole Chilli 25-40K Shu With stem	4,5	12	\$ 3.734
4	Crushed Chilli 5-7mm 25-40K shu	12,5	25	\$ 5.087
5	Ground Turmeric Min. 2.5% Cur	18	25	\$ 1.446
6	Whole Cumin 99%	15	25	\$ 6.647
7	Whole Fennel 99%	15	25	\$ 3.266
8	Whole Fenugreek 99%	15	25	\$ 1.290
9	Whole Coriander 99% 10% splits	8	17	\$ 1.446
10	Whole Celery 99%	15	25	\$ 1.810
11	Mustard Seeds big 99%	15	25	\$ 1.290
12	Sesame Natural	15	25	\$ 2.538
13	Sesame Hulled	15	25	\$ 2.798
14	Sesame Black	15	25	\$ 2.642

ORGANIC CASSIA (CINNAMON)

NO	ITEM	FOB (USD/MT)
1	ORGANIC WHOLE CASSIA;	\$3.643
2	ORGANIC CASSIA SPLIT;	\$3.287
3	ORGANIC CASSIA BROKEN MACHINE CLEANED 3.5% VO;	\$3.390
4	ORGANIC CASSIA STICK ROLLED 90%;	\$5.637
5	ORGANIC CASSIA POWDER STEAM STERILIZED 3% VO;	\$3.868



ORGANIC STEAM STERILIZED PEPPER

NO	ITEM	FOB (USD/MT)	EU MAINT PORT	NY/BAL
1	Steam Sterilized Pepper 550G/L	\$6.085	\$6.138	\$6.185
2	Steam Sterilized Pepper 570G/L	\$6.185	\$6.239	\$6.285
3	Steam Sterilized White Pepper 630G/L	\$9.107	\$9.160	\$9.207



Pepper's Market Report

May Report
Week 23



PTEXIM CORP

THANK YOU!

Please do not hesitate to send me if you have any further request.

Hien, Nguyen Vu

CEO

A: 43, Str. 17, An Phu Ward, Thu Duc City, Ho Chi Minh City, Vietnam

M: +84 902 222 295

E: spices@ptexim.com.vn | hiennv@ptexim.com.vn

PTEXIM CERTIFICATE



PTEXIM FACTORY

1. WHOLE SPICES FACTORY (Daklak Province, VN)
2. FOOD FACTORY (Ba Ria Vung Tau Province, VN)
3. CASSIA & STAR ANISE FACTORY (Yen Bai Province, VN)

www.ptexim.com.vn