



Monthly Report

June

2023

A MONTHLY BLACK PEPPER'S MARKET REPORT WORLDWIDE 2023
BY PTEXIM RESEARCH

PHUC THINH EXPORT IMPORT INVESTMENT CORPORATION (PTEXIM CORP)
ADD : 43, STREET 17, AN PHU WARD, DISTRICT 2, HOCHIMINH CITY, VIETNAM.



Pepper Exports Insight | June 2023

AVERAGE 3,440 \$/TON
AVERAGE 4,975 \$/TON
TOP BUYER U.S.A. 4,801_{MT}

Pepper Exports Insight | Jan - Jun 2023

EXPORTED 152,986_{MT}
TURNOVER 485.9_{MLN}
CHANGE 21.8%
TOP BUYER CHINA 50,369_{MT}

Pepper Exports Insight | Jan - Jun 2023

CHANGE 21.8%
TOP BUYER CHINA 50,369_{MT}

Pepper Exports Insight | June 2023

No.	Country	Quantity	Value (\$)
1	America	4,801	19,547,525
2	China	4,200	16,766,785
3	U.S.A.	1,049	3,769,832
4	Germany	901	3,769,832
5	Philippines	839	2,738,117
6	Russia	815	2,514,232
7	India	620	2,399,388
8	England	585	2,162,561
9	Netherlands	545	2,159,179
10	Iran	427	1,971,448
Others	4,200		

Your satisfaction is guaranteed with us

"I was extremely impressed with the smart home repair and service provided by HomePro. Their technicians were prompt, knowledgeable, and resolved my issues efficiently. I highly recommend their exceptional service for all smart home needs."



Other Spices

Apart from producing organic pepper and cinnamon/star anise products, PTEXIM is presently providing a range of other spices including chilli, cumin, fennel, fenugreek, coriander, celery, mustard seed, sesame. We can provide you with a comprehensive price list in the report's annex upon request. We anticipate your interest and support.



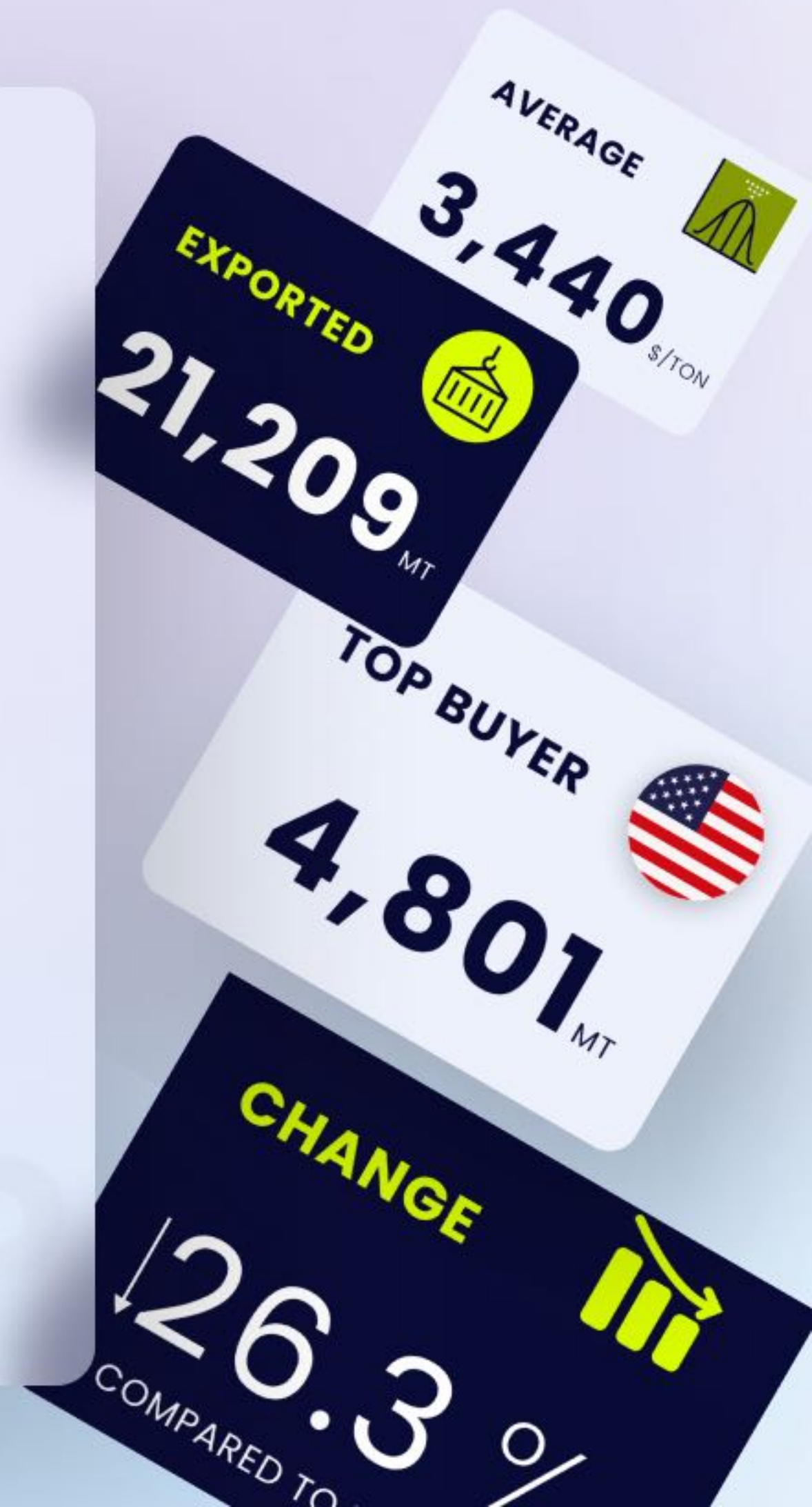
Pepper Exports Insight | June 2023



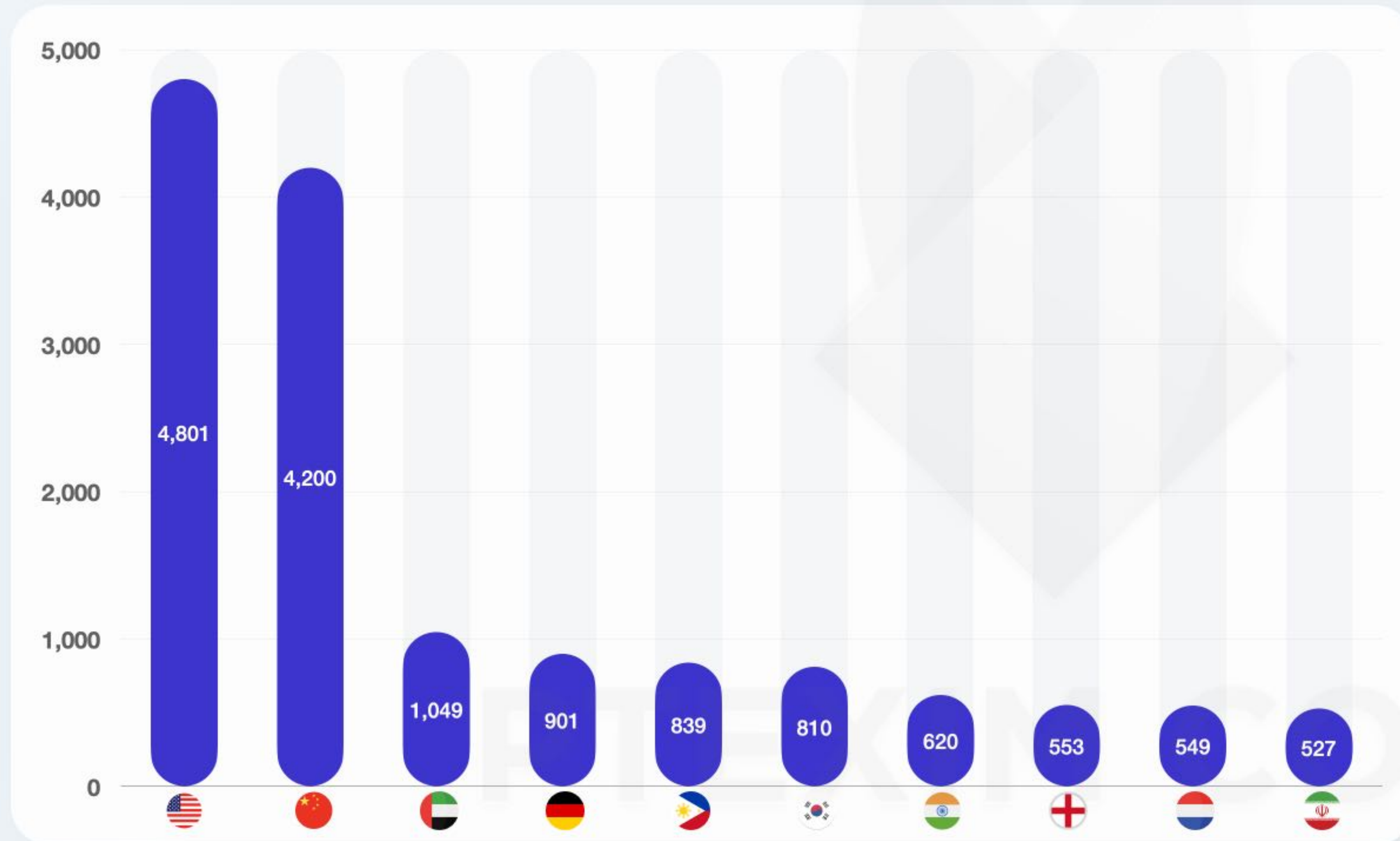
Pepper Exports Insight | June 2023

According to preliminary statistics of VPA, in June 2023, Vietnam exported 21,209 tons of all kinds of pepper, 18,545 tons of black pepper, 2,664 tons of white pepper. Total export turnover reached 77.1 million USD, black pepper reached 63.8 million USD, white pepper reached 13.3 million USD, compared to May, the export volume decreased by 26.3%, the turnover decreased by 14.5%. The average export price of black pepper in June reached 3,440 USD/ton, white pepper reached 4,975 USD/ton, down 100 USD for black pepper and 48 USD for white pepper compared to the previous month.

The United States rose to become the largest export market of Vietnam's pepper in June with 4,801 tons, but decreased by 11.2% compared to May. Exports to China also plummeted 59.0% to 4,200 tons. Exports to Germany, Netherlands, UAE, France, Russia... decreased but increased in Korea, UK, India...

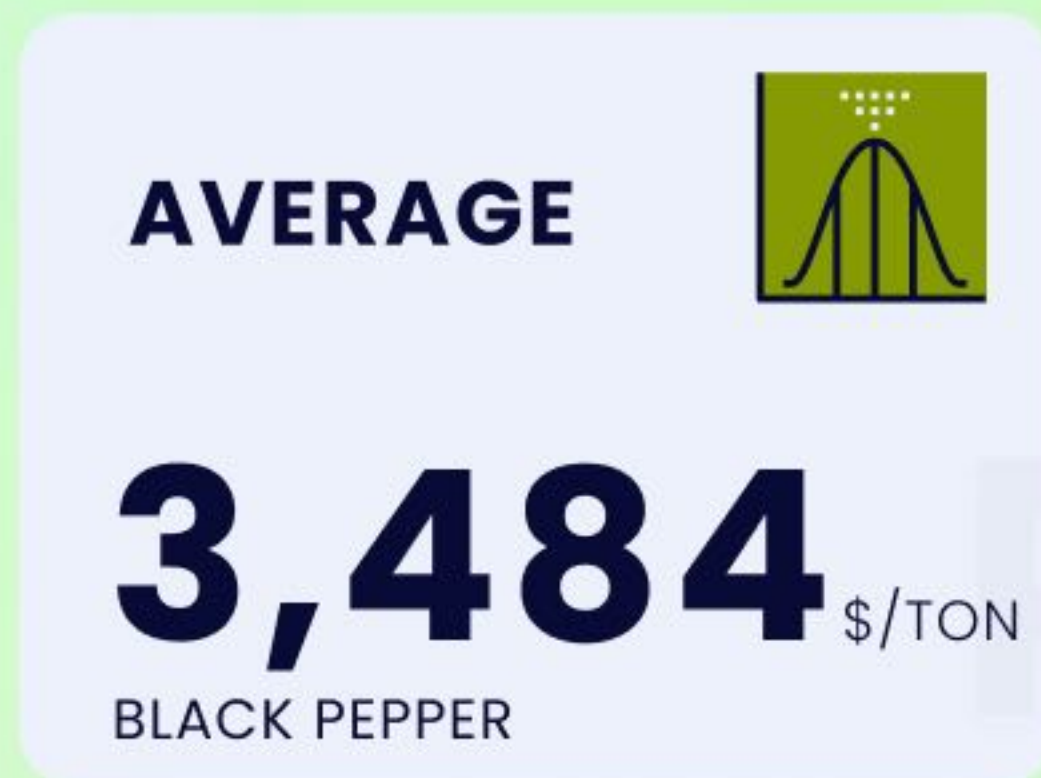


Pepper Exports Insight | June 2023



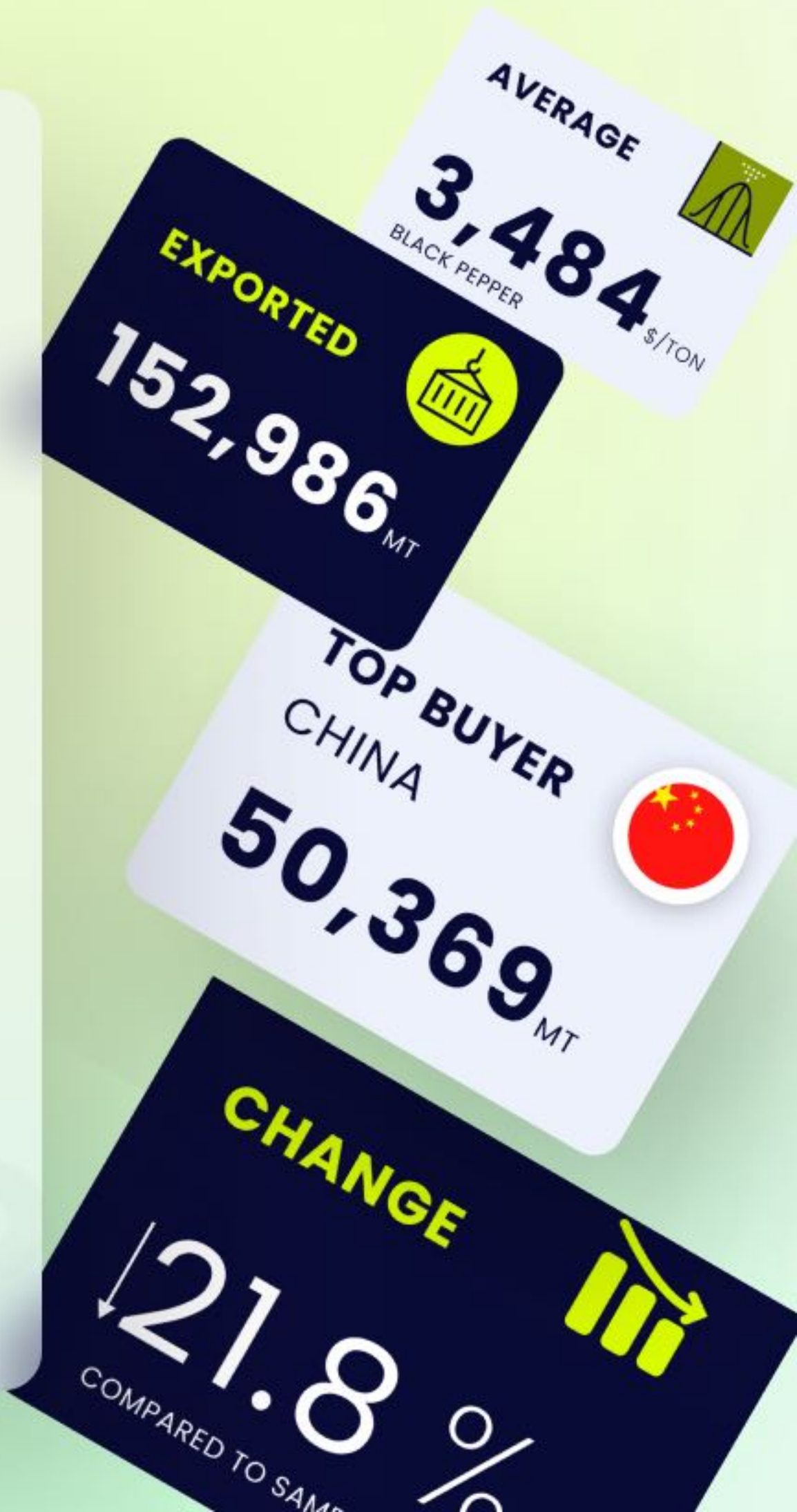
No	Country	Quantity (Mt)	Value (\$)
1	America	4,801	19,343,509
2	China	4,200	10,766,788
3	U.A.E	1,049	3,900,812
4	Germany	901	3,789,555
5	Philippine	839	2,728,117
6	Korea	810	3,319,232
7	India	620	2,299,380
8	England	553	2,503,561
9	Netherlands	549	2,589,178
10	Iran	527	1,571,448
	Others	6,360	24,235,794
	TOTAL	21,209	\$77,047,374

Pepper Exports Insight | Jan - Jun 2023



Pepper Exports Insight | Jan – Jun 2023

By the end of June 2023, Vietnam exported 152,986 tons of pepper of which black pepper reached 138,377 tons, white pepper reached 14,609 tons. Total export turnover reached 485.9 million USD, black pepper reached 417.9 million USD, white pepper reached 68.0 million USD. Compared to the same period last year, the export volume increased by 21.8%, equivalent to 27,433 tons, however, the export turnover decreased by 14.6%, equivalent to a decrease of 82.3 million USD. The average export price of black pepper in the first 6 months of 2023 reached 3,484 USD/ton, white pepper reached 5,011 USD/ton, decreasing respectively by 879 USD for black pepper and 1,070 USD for white pepper.



Pepper Exports Insight | Jan - Jun 2023

EU | 26.963 MT

In the European region, exports decreased by 10.0% to 26,963 tons, of which most of the traditional markets decreased such as: Germany down 30.4%; Netherlands down 22.3%; Britain fell 12.9%, Ireland fell 66.1%. However, also in the EU market, exports to some countries increased sharply such as Türkiye, up 102.2 percent; France increased by 31.2%...

US | 28.919 MT

Exports to the America market reached 25,894 tons, accounting for 16.9% of export market share and down 14.0% over the same period last year.

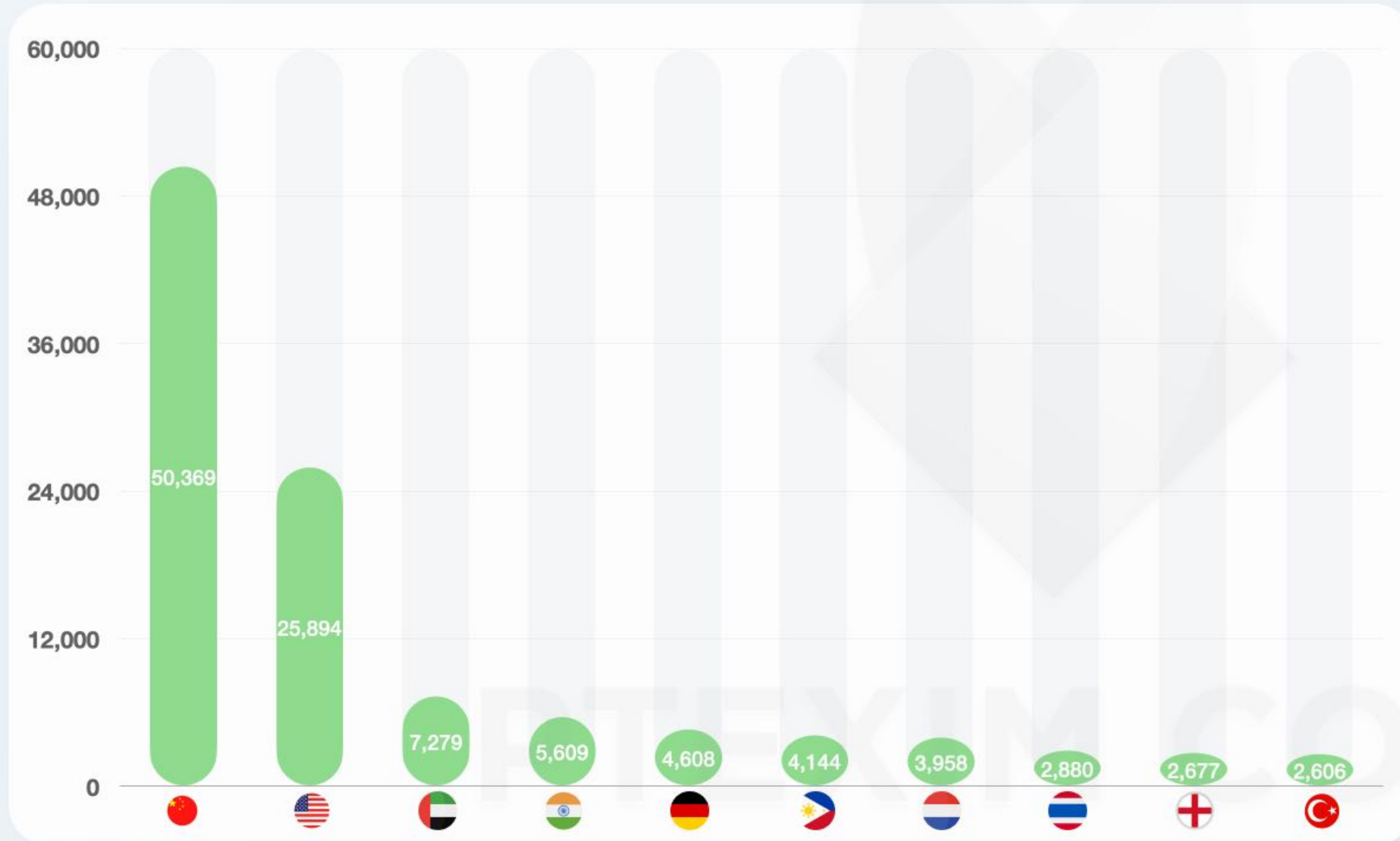
AFRICA | 7.843 MT

Exports to Africa reached 7.2%. 843 tons, up 7.1%, of which Egypt is the leading group, up 51.1% to reach 2,485 tons; followed by Senegal with an increase of 77.4% to 1,763 tons...Top white pepper import markets: China: 2,261 tons, the United States: 2,002 tons, Germany: 1,715 tons, the Netherlands: 1,300 tons, Thailand: 1,176 tons.

ASIA | 89.261 MT

China is the largest pepper export market of Vietnam in the first 6 months of 2023, reaching 50,369 tons, accounting for 32.9% of export market share and increasing by 798.0% over the same period. In the whole Asia region, exports increased by 60.2% and accounted for 58.3% of export market share. However, exports to some traditional markets dropped sharply such as India down 41.1%, UAE down 29.3%; Pakistan down 25.9%; Korea decreased by 54.2%...

Pepper Exports Insight | Jan - Jun 2023



No	Country	Quantity (Mt)
1	China	50,369
2	America	25,894
3	U.A.E	7,279
4	India	5,609
5	Germany	4,608
6	Philippine	4,144
7	Netherlands	3,958
8	Thailand	2,880
9	England	2,677
10	Turkey	2,606
	Others	42,962
	TOTAL	152,986



TOP 10 ASIA COUNTRIES IMPORT PEPPER FROM VIETNAM JAN TO JUN 2023



China

50,369



U.A.E

7,279



India

5,609



Philippine

4,144



Thailand

2,880



Iran

2,415



Pakistan

2,307



Japan

2,117



Korea

2,071



Saudi Arabia

1,761^{MT}





TOP 5 US COUNTRIES IMPORT PEPPER FROM VIETNAM JAN TO JUN 2023



America

25,894*



Canada

1,600



Mexico

733



Guatemala

129



Chile

94 · MT

No	COUNTRY	First 6 Month 2022	First 6 Month 2023	CHANGE %
1	America	30,109	25,894	-14
2	Canada	1,845	1,600	-13.3
3	Mexico	248	733	195.6
4	Guatemala	142	129	-9.2
5	Chile	71	94	32.4
	Others	766	469	
	TOTAL	33,181	28,919	



TOP 10 EU COUNTRIES IMPORT PEPPER FROM VIETNAM JAN TO JUN 2023



Germany

4,608



Netherlands

3,958



England

2,677



Turkey

2,606



Russia

2,431



France

2,153



Poland

1,438



Spain

1,402



Ireland

1,122



Israel

886^{MT}





TOP 5 AFRICA COUNTRIES IMPORT PEPPER FROM VIETNAM JAN TO JUN 2023



Egypt

2,485*



Senegal

1,763



South Africa

1,038



Algeria

803



Mauritania

280* MT

No	COUNTRY	First 6 Month 2022	First 6 Month 2023	CHANGE %
1	Egypt	1,645	2,485	51.1
2	Senegal	994	1,763	77.4
3	South Africa	1,353	1,038	-23.3
4	Algeria	651	803	23.3
5	Mauritania	376	280	-25.5
	Others	1,677	1,474	
	TOTAL	6,696	7,843	



PEPPER IMPORTING

IN JUNE 2023

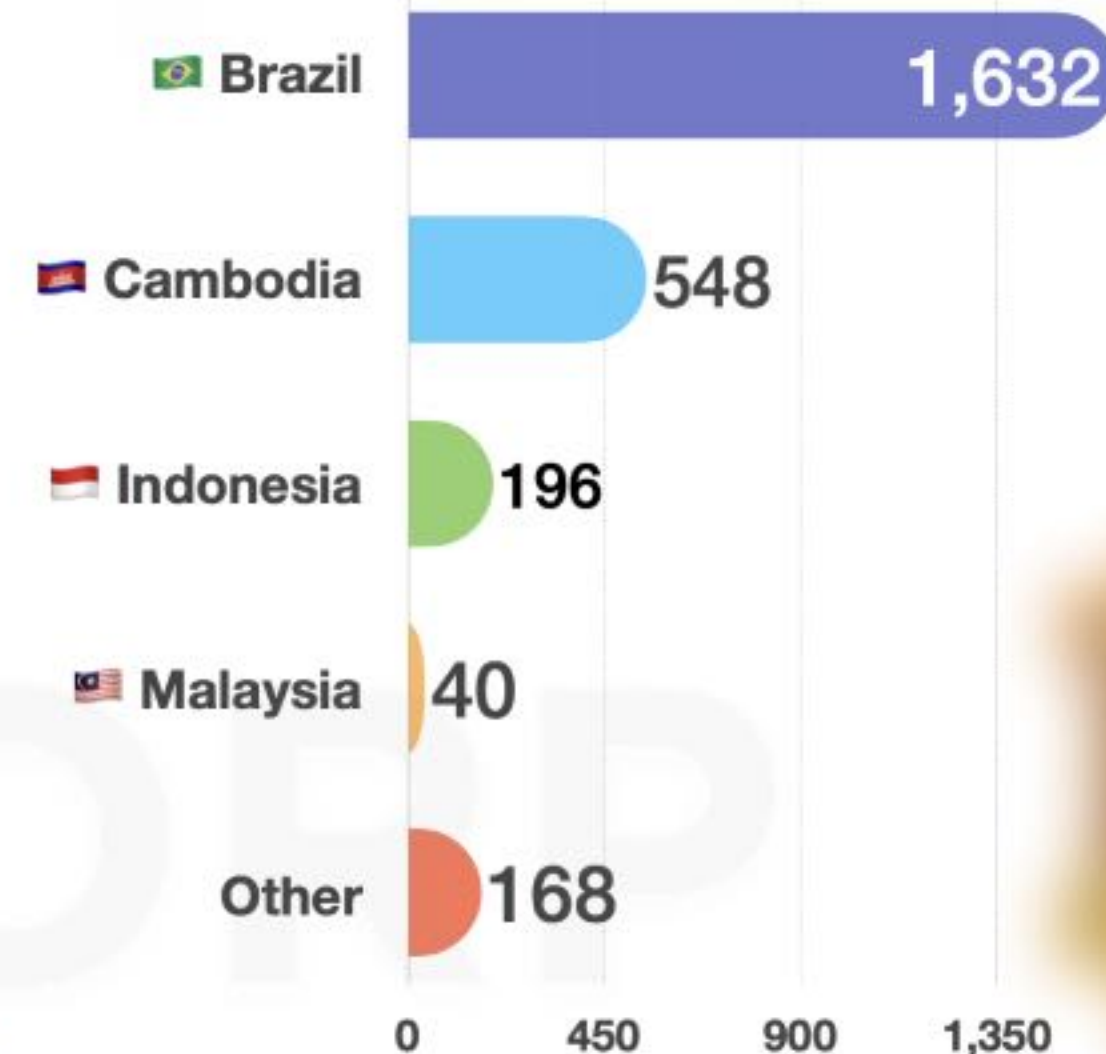
Preliminary statistics of VPA, in June 2023, Vietnam imported 2,584 tons, of which black pepper reached 2,505 tons, white pepper reached 79 tons, total import turnover reached 7.8 million USD, compared to the previous month import volume increased by 11.6%.



2,584 MT

Import Black Pepper

IMPORT VOLUME CHART BY COUNTRY



PEPPER IMPORTING

IN FIRST 6 MONTHS 2023



In the first 6 months of 2023, Vietnam imported 15,083 tons of pepper of which black pepper reached 14,115 tons, white pepper reached 968 tons, compared to the same period in 2022, the import volume decreased by 29.2%, equivalent to 6,216 tons. , of which black pepper decreased by 21.8% and white pepper decreased by 70.3%. Imports from Brazil increased by 76.0% to 9,314 tons, in contrast, imports from Indonesia and Cambodia decreased by 72.4% and 54.7% respectively to 2,649 tons and 1,788 tons.



Brazil

9.314



Cambodia

2.649



Indonesia

1.788



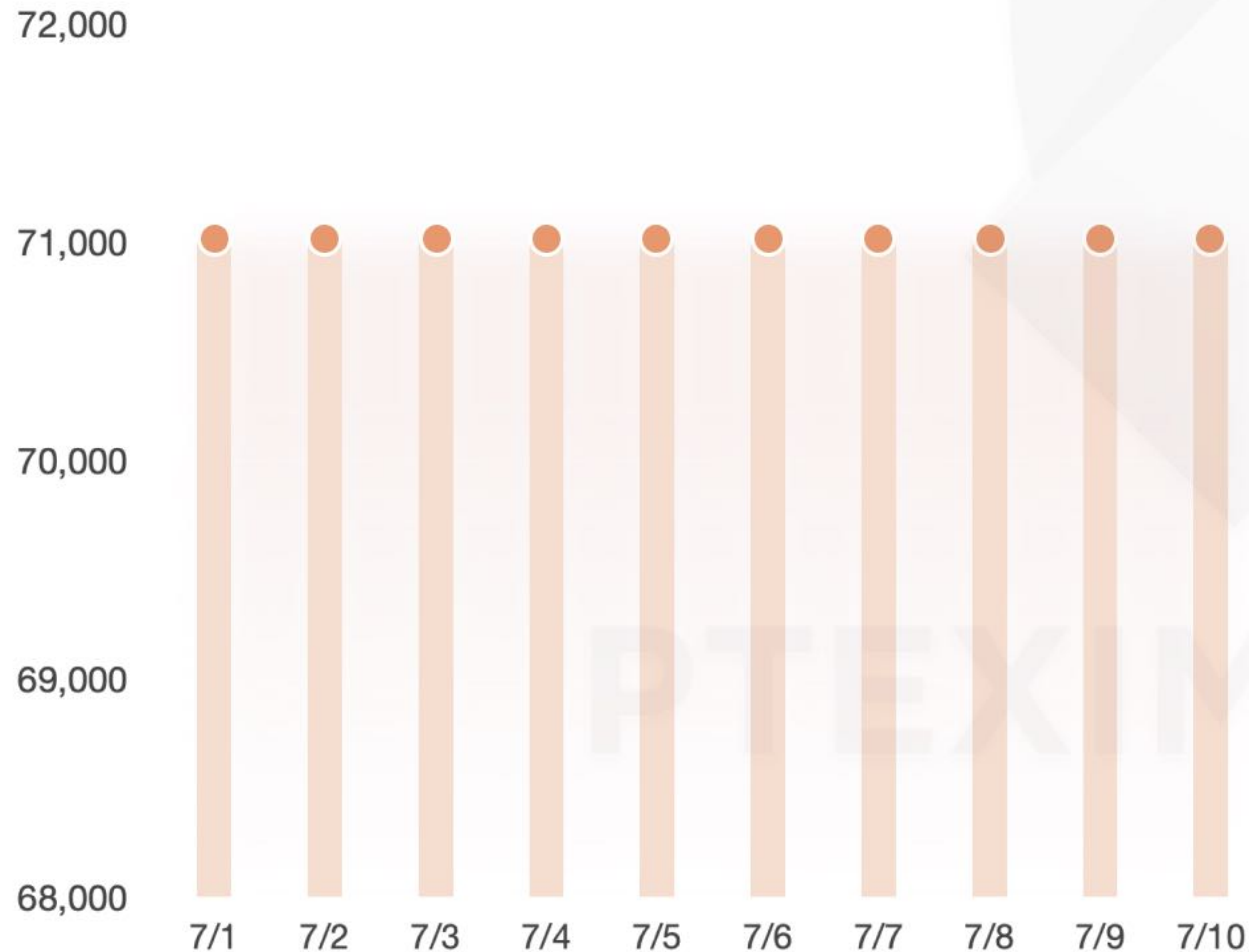
Malaysia

291

MT

BLACK PEPPER PRICE WEEK 27

Unchangeable



- Last week, pepper price basically moved sideways and remained **stable** at 71,000vnd.
- Demand is slow in different markets such as China / EU / USA ...

FROM JAN 2023 - 10TH JULY 2023

VIETNAM BLACK PEPPER PRICE CHART

i P Pepper price has increased from 61,000vnd from January 1, 2023 to 71,000vnd on July 10, 2023, corresponding to an **increase of 16%**.

i Prices increased because the largest consumer market of pepper, China, increased the amount of imports after 2 years.



VND/KG

1/1/23 1/8/23 1/15/23 1/22/23 1/29/23 2/5/23 2/12/23 2/16/23 2/19/23 2/23/23 2/27/23 3/6/23 3/13/23 3/20/23 3/27/23 4/3/23 4/10/23 4/17/23 4/24/23 5/1/23 5/8/23 5/15/23 5/22/23 5/29/23 6/5/23 6/12/23 6/19/23 6/26/23 7/3/23 7/10/23

JAN

10TH JUL



QUICK ASSESSMENT OF MAJOR IMPORT MARKETS



Pepper prices last week continue stable in all different countries such as INDIA, SRILANKA, INDONESIA, MALAYSIA, BRAZIL...

PTEXIM CORP

CINNAMON (CASSIA)

The price of cinnamon last week quite stable. Please contact for further demand for Cassia Stick / Cassia Split / Cassia Broken / Cassia Powder ...





CASSIA

CERTIFICATE

CERTIFICATE No: CU 889280NOP-01.2023
REGISTRATION No: CU 889280



PTEXIM CORP

Field of attention:
**Organic production methods
USDA-NOP
CROPS, HANDLING / PROCESSING**

Issued to:

**Phuc Thinh Export Import Investment Corporation
43 Street No. 17, Quarter 5, An Phu Ward, District 2
Ho Chi Minh
VIETNAM**

Standard:
Certified to the USDA organic regulation, 7 CFR Part 205.

Anniversary date: 27 October 2023

Control Union Certifications declares to have inspected the unit(s), and/or product(s) of the above mentioned client, and have found them in accordance with the standards mentioned above.
Once certified, a production or handling operation's organic certification continues in effect until surrendered, suspended or revoked.
Anniversary date - when the certified operation must submit its annual update.

Effective date :
27 October 2022
Place and date of issue:
Jakarta Selatan, 02 March 2023

Declared by:

On behalf of the Managing Director

Mr. Hastama Nugraha

Certifier
Control Union Certifications B.V.
Meeuwenlaan 4-6
8011 BZ ZWOLLE
The Netherlands
<http://www.controlunion.com>
tel.: +31(0)38-4260100



Control Union Certifications is
officially accredited by the United
States Department of Agriculture

**USDA
ORGANIC**



CASSIA

EU

ORGANIC



CERTIFICATE

CERTIFICATE No: CU 889280EU-01.2023
REGISTRATION No: CU 889280



PTEXIM CORP

Field of attention:
**Organic production methods
Organic EU**

Issued to:
**Phuc Thinh Export Import Investment Corporation
43 Street No. 17, Quarter 5, An Phu Ward, District 2
Ho Chi Minh
VIETNAM**

Standard:
Control Union Certifications Production Standards and Regulation (EC) No 834/2007 and Regulation (EC) No 889/2008 on organic production of agricultural products and indications referring thereto on agricultural products and foodstuffs, including the amending regulations, and Control Union Certifications (CU) Inspection Regulations.

Valid until: 01 March 2024

Control Union Certifications declares to have inspected the unit(s), and/or product(s) of the above mentioned client, and have found them in accordance with the standards mentioned above.
This certificate covers the unit(s), and/or product(s) as mentioned in the authenticated annex of this certificate. This document has been issued on the basis of Article 29(1) of Regulation (EC) No 834/2007 and of Regulation (EC) No 889/2008. The declared operator has submitted his activities under control, and meets the requirements laid down in the named Regulations.
Labelling of the product must state CUC CB code number.
The units and products in the Annex (except for in-conversion products) are also certified to the organic standards equivalent to Regulations 834/2007, 889/2008 and 1235/2008 for the purpose of exporting organic products to Great Britain.
This certificate remains in force until further notice, provided that the participant continues to meet the conditions as laid down in the client contract with Control Union Certifications B.V. and verified in inspections by Control Union Certifications B.V.

VN-BIO-149
Date of certification:
01 March 2023
Last date of inspection: 25 November
2022
Place and date of issue:
Jakarta Selatan, 02 March 2023

Declared by:

On behalf of the Managing Director

Mr. Hastama Nugraha



Certifier
Control Union Certifications B.V.
Meeuwenlaan 4-6
8011 BZ ZWOLLE
The Netherlands
<http://www.controlunion.com>
tel.: +31(0)38-4260100



PTEXIM CORP



EU STANDARDS

Continue with the product quality improvement. We are now able to produce ground cassia / cassia broken with low coumarin content below 3.000 and guaranteed lead content below 2ppm according to European standards.



3.000 ppm



COUMARIN

CONTENT



2ppm

LEAD

CONTENT



STAR ANISE

We can offer Star anise with premium quality and ensure European standards for Pesticide/ Anthraquinone/ PAH... etc.



PTEXIM CORP

Desiccated Coconut



Desiccated coconut prices have downtrend in the past week.



OTHERS SPICES



CINNAMON (CASSIA) / TURMERIC / STAR ANISE / GINGER

GINGER



Market is easier when less demand currently. Please send us any request for Ginger Sliced/ Polished Ginger Finger/ Ginger Powder....

TURMERIC



Markt stable in this month. Please contact for further demand for Turmeric Sliced/ Polished Turmeric Finger / Turmeric Powder ...

OTHER SPICES







Full price update as below list;

PTEXIM CORP

ORGANIC STEAM STERILIZED PEPPER



	 ITEM	 FOB (USD/MT)	 EU MAINT PORT	 NY/BAL
1	Organic Steam Sterilized Pepper 550G/L	\$ 5.722	\$ 5.775	\$ 5.806
2	Organic Steam Sterilized Pepper 570G/L	\$ 5.816	\$ 5.869	\$ 5,900
3	Steam Sterilized White Pepper 630G/L	\$ 8,630	\$ 8.684	\$ 8.714

ORGANIC CASSIA (CINNAMON)

6	ORGANIC WHOLE CASSIA;	\$ 3,554
7	ORGANIC CASSIA SPLIT;	\$ 3,243
8	ORGANIC CASSIA BROKEN MACHINE CLEANED 35% VO;	\$ 3,390
9	ORGANIC CASSIA STICK ROLLED 90%;	\$ 5,548
10	ORGANIC CASSIA POWDER STEAM STERILIZED 3% VO;	\$ 3,868

WHOLE PEPPER



NO	ITEM	 FOB (USD/ MT)	 EU MAINT PORT	 NY/BAL
1	VBP 500 G/L FAQ	\$ 3.179	\$ 3.233	\$ 3.263
2	VBP 550 G/L FAQ	\$ 3.424	\$ 3.477	\$ 3.508
3	VBP 500 G/L Double Spiral Cleaned	\$ 3,470	\$ 3.524	\$ 3.554
4	VBP 550 G/L Double Spiral Cleaned	\$ 3.532	\$ 3.586	\$ 3.616
5	VBP 570 G/L Double ASTA	\$ 3.594	\$ 3.647	\$ 3.678
6	VBP 5MM Jumbo Size	\$ 3.702	\$ 3.756	\$ 3.786
7	White PEPPER 630 G/L DW	\$ 4.985	\$ 5.038	\$ 5.069
8	White PEPPER 630 G/L ASTA	\$ 5.028	\$ 5.082	\$ 5.112

STEAM STERILIZED PEPPER & PESTICIDE GUARANTEE EU COMPLIANCE



NO	ITEM	FOB (USD/MT)	EU MAINT PORT	NY/BAL
1	Steam Sterilized Pepper 500G/L	\$ 3.689	\$ 3.742	\$ 3.773
2	Steam Sterilized Pepper 550G/L	\$ 3.814	\$ 3.868	\$ 3.898
3	Steam Sterilized Pepper 570G/L	\$ 3.877	\$ 3.931	\$ 3.961
4	Steam Sterilized Pepper 5MM	\$ 3.957	\$ 4,010	\$ 4.041
5	Steam Sterilized White Pepper 630G/L	\$ 5.394	\$ 5.447	\$ 5.478

STEAM STERILIZED PEPPER – EU COMPLIANCE

6	Steam Sterilized Pepper 500G/L	\$ 3.869	\$ 3.922	\$ 3.953
7	Steam Sterilized Pepper 550G/L	\$ 3.994	\$ 4.048	\$ 4.078
8	Steam Sterilized Pepper 570G/L	\$ 4.057	\$ 4.111	\$ 4.141
9	Steam Sterilized Pepper 5MM	\$ 4.137	\$ 4.19	\$ 4.221
10	Steam Sterilized White Pepper 630G/L	\$ 5.574	\$ 5.627	\$ 5.658

CASSIA (CINNAMON) GUARANTEE LEAD & METAL POWDER



ITEM	FOB	NOTE
CASSIA POWDER 2.5% VO	2.701	2.5% VO
CASSIA POWDER 3% VO	3.145	3% VO
CASSIA BROKEN MACHINE CLEANED 2.5% VO	2.601	2.5% VO
CASSIA BROKEN MACHINE CLEANED 3% VO	2.868	3% VO

10 ppm
METAL POWDER



CASSIA (CINNAMON) GUARANTEE COUMARIN

ITEM	FOB	NOTE
CASSIA POWDER 2.5% VO	2.546	2.5% VO
CASSIA POWDER 3% VO	2.945	3% VO
CASSIA BROKEN MACHINE CLEANED 2.5% VO	2.501	2.5% VO
CASSIA BROKEN MACHINE CLEANED 3% VO	2.768	3% VO

2 ppm LEAD CONTENT
3000 ppm COUMARIN CONTENT



EU STANDARDS

CASSIA (CINNAMON)

NO	ITEM	FOB	NOTE
1	WHOLE CASSIA;	\$ 3.054	>4% VO
2	CASSIA SPLIT;	\$ 2.743	>3.5% VO
3	CASSIA BROKEN MACHINE CLEANED 2% VO;	\$ 2.091	>2% VO
4	CASSIA BROKEN MACHINE CLEANED 2.5% VO;	\$ 2.401	>2.5% VO
5	CASSIA BROKEN MACHINE CLEANED 3% VO;	\$ 2.668	>3% VO
6	CASSIA BROKEN MACHINE CLEANED 3.5% VO;	\$ 2,890	>3.5% VO
7	CASSIA BROKEN MACHINE CLEANED 4% VO;	\$ 3,200	>4% VO
8	CASSIA STICK ROLLED 90%;	\$ 5.048	>4% VO
9	CASSIA LONG STICK	\$ 4.693	>4% VO
10	CASSIA POWDER 1 - 1.5% VO;	\$ 1.647	1-1.5% VO
11	CASSIA POWDER 2% VO;	\$ 2.224	2% VO
12	CASSIA POWDER 2.5% VO;	\$ 2.446	2.5% VO
13	CASSIA POWDER 3% VO;	\$ 2.845	3% VO



CASSIA (CINNAMON)



NO	ITEM		FOB	NOTE
1	CASSIA POWDER STEAM STERILIZED 2.5% VO;	\$	3.011	2.5% VO
2	CASSIA POWDER STEAM STERILIZED 3% VO;	\$	3.452	3% VO
3	CASSIA BROKEN STEAM STERILIZED 2.5% VO;	\$	3.132	2.5% VO
4	CASSIA BROKEN STEAM STERILIZED 3% VO;	\$	3.368	3% VO



STAR ANISE



NO	ITEM		FOB	NOTE
1	STAR ANISE SPRING CROP	\$	8.228	2.0cm, 80% up
2	STAR ANISE AUTUMN CROP;	\$	9.116	2.5cm, 80% up
3	STAR ANISE SUNDRIED EU COMPLIANCE;	\$	9.616	2.5cm, 80% up

TURMERIC GINGER



TURMERIC

NO	☰ ITEM	🏛️ FOB
1	TURMERIC FINGER;	\$ 1.302
2	POLISHED TURMERIC FINGER;	\$ 1.391
3	TURMERIC POWDER;	\$ 1.524
4	TURMERIC SLICE SUN DRIED;	\$ 1.213
5	WASHED TURMERIC SLICE SUN DRIED;	\$ 1.524
6	TURMERIC SLICE MACHINE DRIED;	\$ 1.524

GINGER

NO	☰ ITEM	🏛️ FOB
1	GINGER POWDER	\$ 2.278
2	GINGER SLICED	\$ 2.323
3	POLISHED GINGER FINGER	\$ 2.323

Desiccated Coconut

NORMAL QUALITY

ITEM	FOB (\$/MT)	FAT
DESICCATED COCONUT HIGHT FAT MEDIUM GRADE	\$1.407	60-63%
DESICCATED COCONUT HIGHT FAT FINE GRADE	\$1.362	60-63%
DESICCATED COCONUT MEDIUM FAT FINE GRADE	\$1.407	50-55%
DESICCATED COCONUT LOW FAT FINE GRADE	\$959	30-35%

EU QUALITY – BRC FACTORY

ITEM	FOB (\$/MT)	FAT
DESICCATED COCONUT HIGHT FAT MEDIUM GRADE	\$1.542	MIN 63%
DESICCATED COCONUT HIGHT FAT FINE GRADE	\$1.497	MIN 63%
DESICCATED COCONUT CHIPS GRADE	\$2.754	MIN 63%
DESICCATED COCONUT FLAKES GRADE	\$2.754	MIN 63%





OTHER HERBS & SPICES

No	 Product Name	 20" FCL	 40" FCL	 PTEXIM OFFER (\$/MT)
1	Ajwain Seeds	12	25	\$3.464
2	Crushed Chilli 20-30K shu	12,5	25	\$4.304
3	Ground Chilli 20-30K Shu	16	25	\$3.961
4	Cloves Whole	11	25	\$12.394
5	Coriander Ground	16	25	\$1.381
6	Coriander Split	8	17	\$962
7	Coriander Whole	8	17	\$1.055
8	Cumin Ground 1% VO	16	25	\$7.196
9	Cumin Ground 2% VO	16	25	\$7.851
10	Cumin Seeds 99.5%	15	25	\$7.531
11	Fennel Seeds 99.5%	15	25	\$3.641
12	Fenugreek Seeds 99%	15	25	\$1.123
13	Mustard Seeds Big 99.5%	19	25	\$979
14	Sesame Hulled	19	25	\$2.727
15	Sesame Natural	19	25	\$2.540
16	Turmeric Finger	17	25	\$1.306
17	Turmeric Ground Min. 2.5% Cur	18	25	\$1.439

PEPPER POWDER PESTICIDE GUARANTEE



GROUND STEAM STERILIZED BLACK PEPPER

NO	ITEM	FOB
1	Half Cracked HTST black pepper;	\$ 5.091
2	Granulate HTST black pepper;	\$ 4.996
3	Coarse HTST black pepper 12 > 14# ;	\$ 4.758
4	Table HTST black pepper 18 > 28# ;	\$ 4.717
5	Fine HTST black pepper 30 > 34# ;	\$ 4.676
6	Ground HTST black pepper 40 > 100# ;	\$ 4.386

GROUND STEAM STERILIZED WHITE PEPPER

1	Half Cracked HTST White Pepper;	\$ 6.951
2	Granulate HTST white pepper;	\$ 6.818
3	Coarse HTST white pepper 12 > 14# ;	\$ 6,620
4	Table HTST white pepper 18 > 28# ;	\$ 6.562
5	Fine HTST white pepper 30 > 34# ;	\$ 6.505
6	Ground HTST white pepper 40 > 100# ;	\$ 6.332

Pepper's Market Report

June
Week 27



THANK YOU!



Visit us at
Booth No. S3862

McCormick Place, Chicago, IL

July 16-19, 2023

Please do not hesitate to send me if you have any further request.

Hien, Nguyen Vu

CEO

A: 43, Str. 17, An Phu Ward, Thu Duc City, Ho Chi Minh City, Vietnam

M: +84 902 222 295

E: spices@ptexim.com.vn | hiennv@ptexim.com.vn

PTEXIM CERTIFICATE



PTEXIM FACTORY

1. WHOLE SPICES FACTORY (Daklak Province, VN)

2. FOOD FACTORY (Ba Ria Vung Tau Province, VN)

3. CASSIA & STAR ANISE FACTORY (Yen Bai Province, VN)

www.ptexim.com.vn