



Monthly Report

Aug

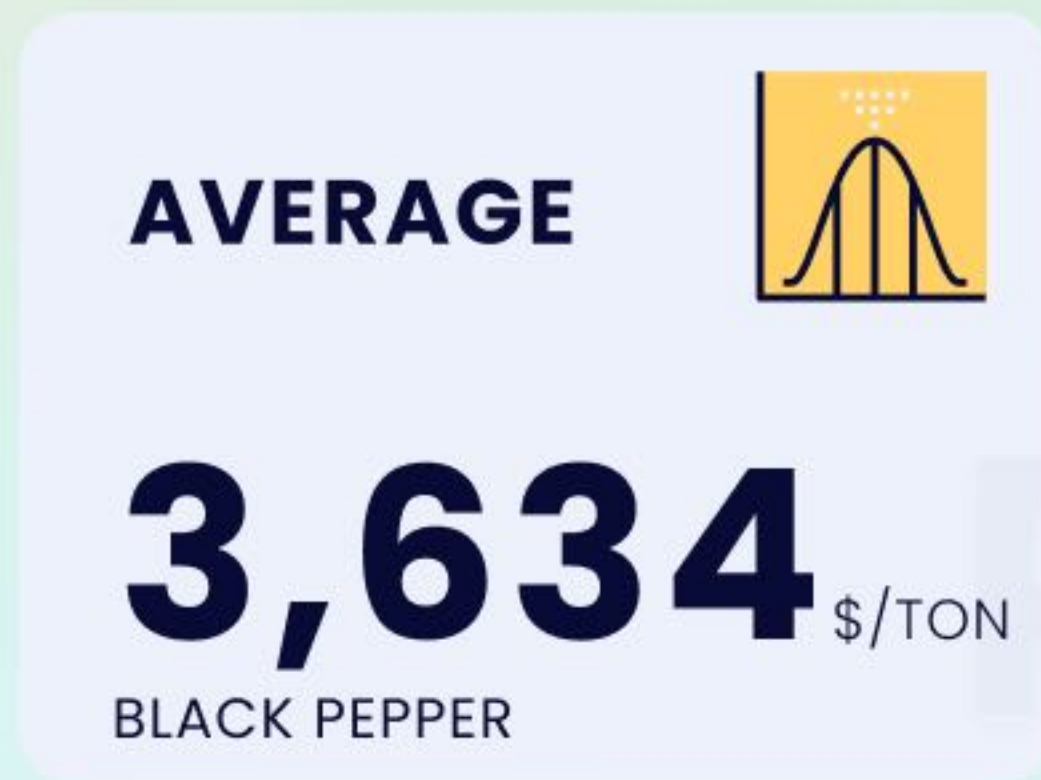
2023

A MONTHLY BLACK PEPPER'S MARKET REPORT WORLDWIDE 2023
BY PTEXIM RESEARCH

PHUC THINH EXPORT IMPORT INVESTMENT CORPORATION (PTEXIM CORP)
ADD : 43, STREET 17, AN PHU WARD, DISTRICT 2, HOCHIMINH CITY, VIETNAM.

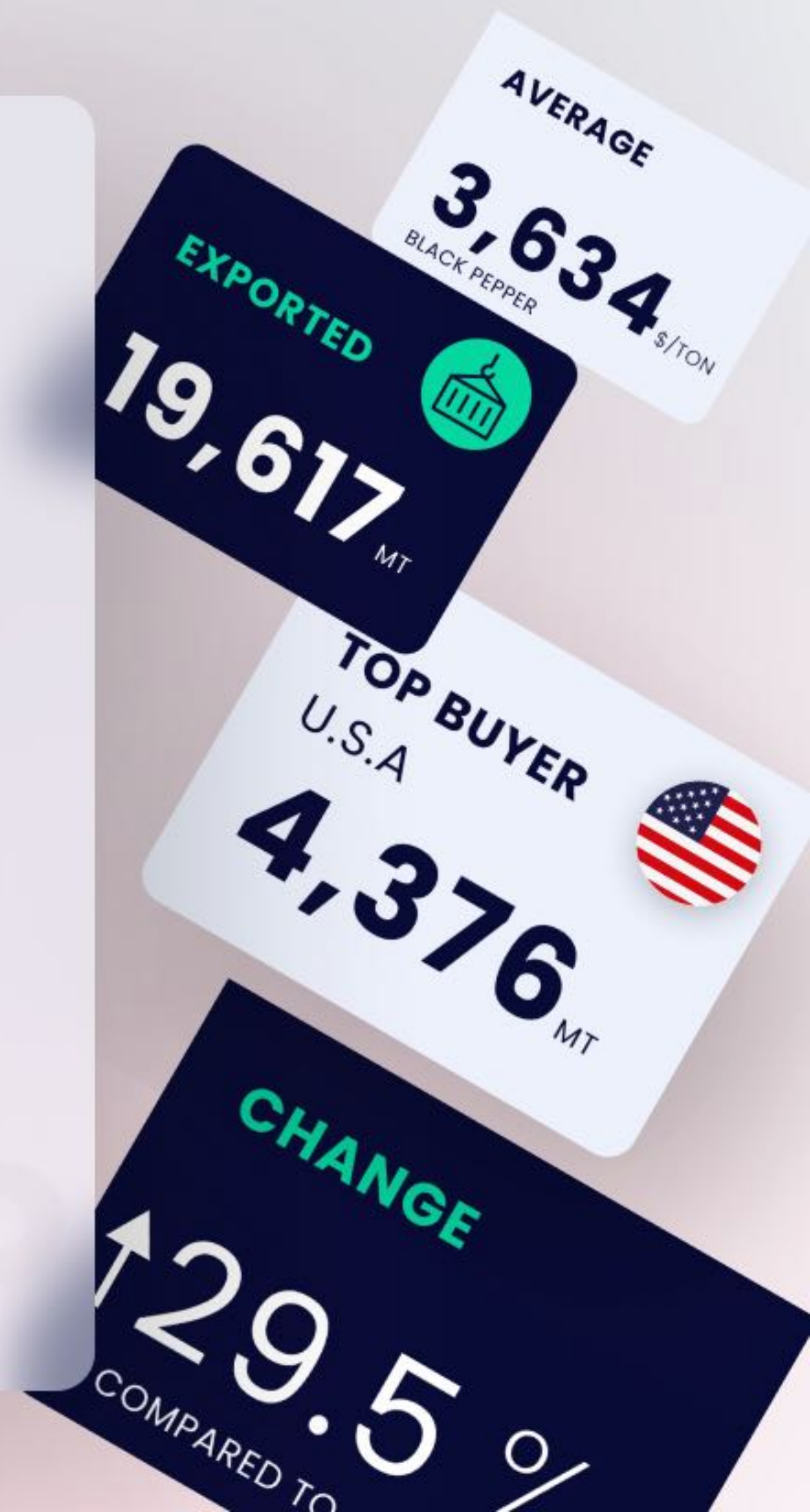


Pepper Exports Insight | Aug 2023



Pepper Exports Insight | Aug 2023

According to VPA's statistics, in August 2023, Vietnam exported 19,617 tons of pepper, black pepper reached 17,425 tons, white pepper reached 2,192 tons. Total export turnover reached 73.4 million USD, black pepper reached 62.4 million USD, white pepper reached 11.0 million USD, compared to July, export volume increased by 29.5%, turnover increased by 29.3%. . The average export price of black pepper in August reached 3,634 USD/ton, white pepper reached 5,185 USD/ton, down 49 USD for black pepper and 22 USD for white pepper respectively compared to the previous month.



Pepper Exports Insight | Aug 2023

The United States continues to be Vietnam's largest pepper export market in August reaching 4,376 tons, an increase of 31.8% compared to July. Next are the markets: India: 1,986 tons (up 205.1 %); China: 1,465 tons (down 25.2%); UAE: 1,234 tons (up 124.0%)...



4,376 MT



UNITED STATES

TOP
IMPORTER
AUG 2023

↑ 31.8 %
compared to July

Pepper Exports Insight | Aug 2023



No	Country	Value (\$)	Quantity (Mt)
1	America	17,507,154	4,376
2	India	7,940,234	1,986
3	China	4,229,835	1,465
4	United Arab	4,362,805	1,234
5	Philippine	2,451,963	780
6	Netherlands	3,026,255	689
7	Korea	2,629,368	672
8	Pakistan	2,234,532	639
9	Germany	2,540,670	580
10	Egypt	1,657,735	550
	Others	24,817,044	6,646
	TOTAL	\$73,397,595	19,617

Pepper Exports Insight | Jan - Aug 2023



Pepper Exports Insight | Jan – Aug 2023

In August 2023, Vietnam exported 187,755 tons of pepper, of which black pepper reached 168,643 tons, white pepper reached 19,112 tons. Total export turnover reached 616.1 million USD, black pepper reached 525.4 million USD, white pepper reached 90.7 million USD. Compared to the same period last year, export volume increased by 15.1%, equivalent to 24,625 tons, however export turnover decreased by 15.0%, equivalent to a decrease of 108.9 million USD. The average export price of black pepper in the first 8 months of 2023 reached US\$3,523/ton, and white pepper reached US\$5,058/ton.



Pepper Exports Insight | Jan - Aug 2023

EU | 34,495 MT

Exports to some markets in Europe also decreased, such as Germany: 6,125 tons, down 20.0%; Netherlands: 5,522 tons, down 10.1%; Russia: 3,490 tons, down 7.2%...

US | 37,482 MT

Followed by the United States reached 33,589 tons, down 10.6%, accounting for 17.9% market share.

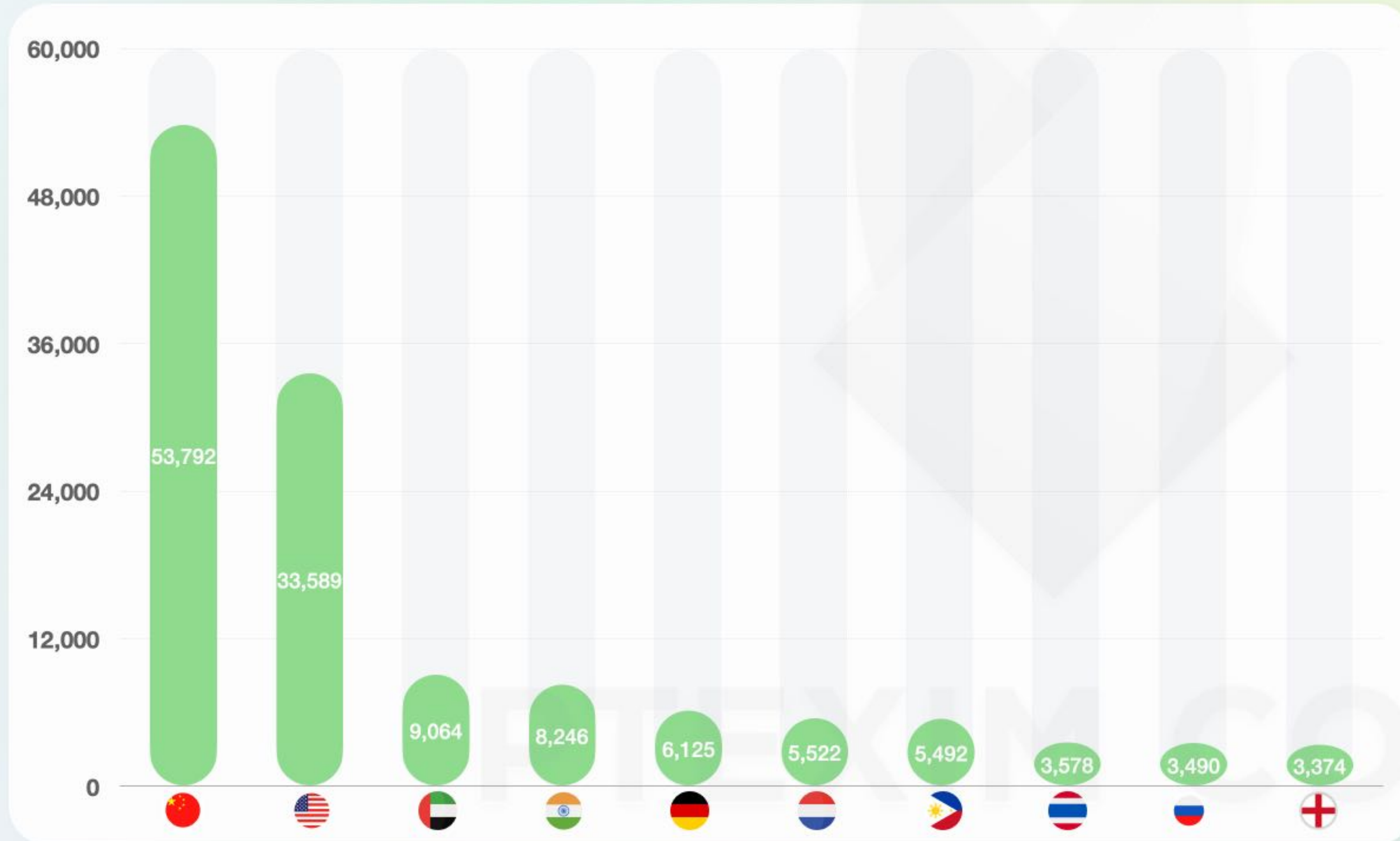
ASIA | 106,258 MT

China continues to be Vietnam's largest pepper export market in the first 8 months of 2023 reaching 53,792 tons, an increase of 454.8% and accounting for 28.7% of the market share.

AFRICA | 9,520 MT

Africa's exports increased by 13.2%, of which Egypt increased by 47.5% to 3,113 tons; Senegal: 1,763 tons, up 53.2%...

Pepper Exports Insight | Jan - Aug 2023



No	Country	Quantity (Mt)
1	China	53,792
2	America	33,589
3	U.A.E	9,064
4	India	8,246
5	Germany	6,125
6	Netherlands	5,522
7	Philippine	5,492
8	Thailand	3,578
9	Russia	3,490
10	England	3,374
	Others	55,483
	TOTAL	187,755



TOP 10 ASIA COUNTRIES IMPORT PEPPER FROM VIETNAM JAN TO AUG 2023



China

53,792



U.A.E

9,064



India

8,246



Philippine

5,492



Thailand

3,578



Korea

3,337



Iran

3,162



Pakistan

3,011



Japan

2,502



Saudi Arabia

2,258^{• MT}





TOP 5 US COUNTRIES IMPORT PEPPER FROM VIETNAM JAN TO AUG 2023



America

33,589*



Canada

1,983



Mexico

864



Guatemala

176



Jamaica

140 MT

No	COUNTRY	First 8 Month 2022	First 8 Month 2023	CHANGE %
1	America	37,560	33,589	-10.6
2	Canada	2,309	1,983	-14.1
3	Mexico	319	864	170.8
4	Guatemala	142	176	23.9
5	Jamaica	76	140	84.2
	Others	888	730	
	TOTAL	41,294	37,482	-9.2



TOP 10 EU COUNTRIES IMPORT PEPPER FROM VIETNAM JAN TO AUG 2023



Germany

6,125



Netherlands

5,522



Russia

3,490



England

3,374



Turkey

3,274



France

2,688



Poland

1,902



Spain

1,802



Ireland

1,131



Greece

878^{MT}



TOP 5 AFRICA COUNTRIES IMPORT PEPPER FROM VIETNAM JAN TO AUG 2023



Egypt

3,113*



Senegal

1,763



South Africa

1,611



Algeria

884



Mauritania

336* MT

No	COUNTRY	First 8 Month 2022	First 8 Month 2023	CHANGE %
1	Egypt	2,110	3,113	47.5
2	Senegal	1,151	1,763	53.2
3	South Africa	1,626	1,611	-0.9
4	Algeria	1,003	884	-11.9
5	Mauritania	432	336	-22.2
	Others	2,088	1,813	
	TOTAL	8,410	9,520	13.2



PEPPER IMPORTING

IN AUGUST 2023

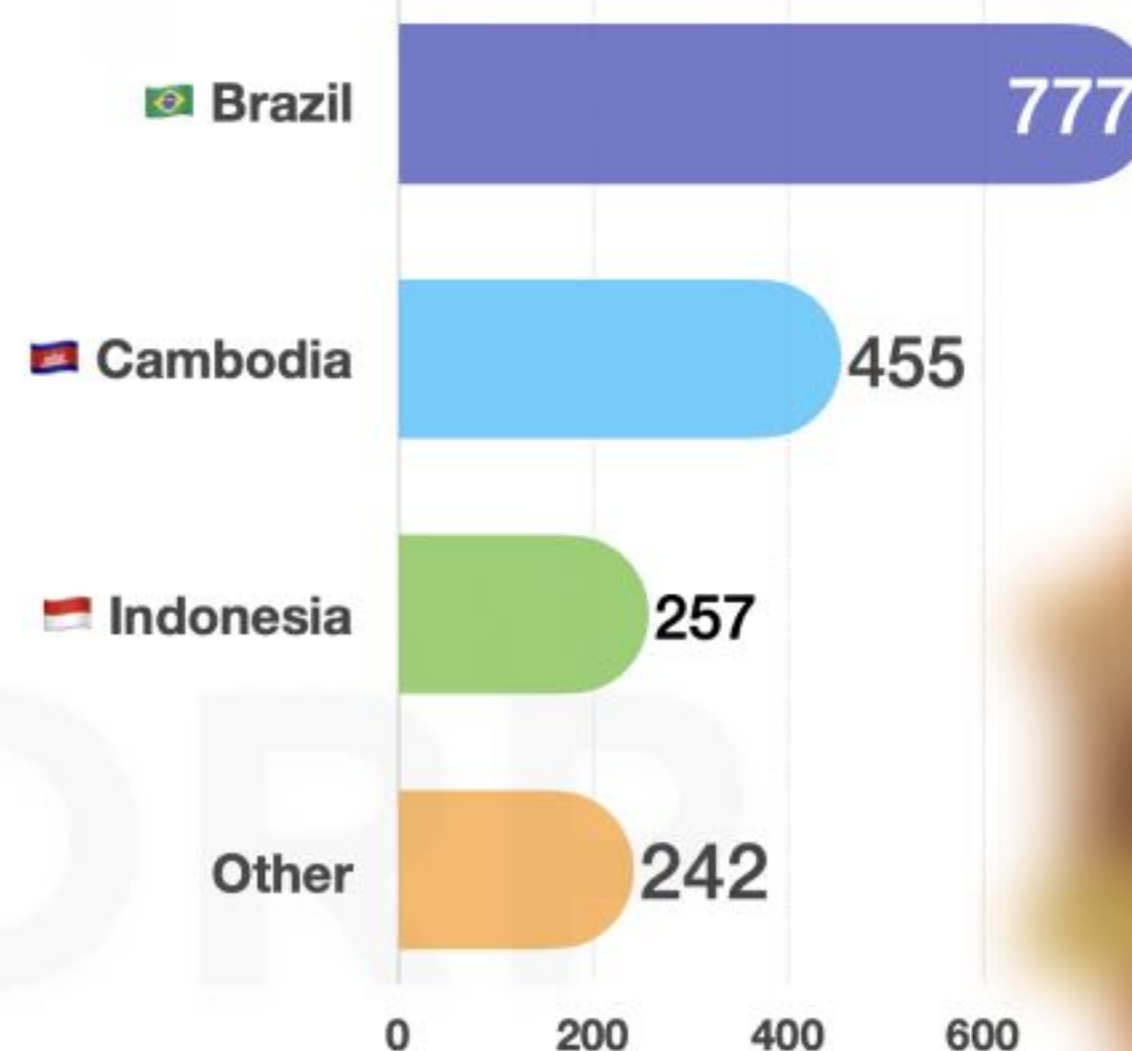
In August 2023, Vietnam imported 1,731 tons, of which black pepper reached 1,585 tons, white pepper reached 146 tons, total import turnover reached 6.6 million USD. Compared to the previous month, imports decreased by 21.2%. Imports from Brazil continued to decrease for the third consecutive month to 777 tons, down 48.5% compared to July. Imports from Indonesia also decreased 9.2% but increased 63.1% in Cambodia to 455 tons.



1,731 MT

Import Black Pepper

IMPORT VOLUME CHART BY COUNTRY




PEPPER IMPORTING

IN FIRST 8 MONTHS 2023



Progressively from January 1 to August 30, 2023, Vietnam imported 19,012 tons of pepper, of which black pepper reached 17,810 tons, white pepper reached 1,202 tons, compared to the same period in 2022, the import volume decreased by 31,9% equivalent to 8,905 tons... Brazil is the largest pepper supplier to Vietnam reaching 11,601 tons, up 56.9% and accounting for 61.0% market share. Imports from Cambodia and Indonesia reached 3,383 tons and 2,328 tons, down 72.3% and 52.0% respectively over the same period last year.



BLACK PEPPER PRICE WEEK 36

Reduction



- Last week, pepper prices decreased by about 1.3% from 74,000 VND to 73,000 VND.
- Demand starts to get better in various markets such as EU/USA/AFRICA. However, demand is slower in the Chinese market.

FROM JAN 2023 - 10TH SEP 2023

VIETNAM BLACK PEPPER PRICE CHART

i Pepper price has increased from 61,000vnd from January 1, 2023 to 73,000vnd on September 10, 2023, corresponding to an **increase of 20%**.



VND/KG

1/1/23 1/10/23 1/19/23 1/28/23 2/6/23 2/15/23 2/18/23 2/23/23 3/1/23 3/10/23 3/19/23 3/28/23 4/6/23 4/15/23 4/24/23 5/3/23 5/12/23 5/21/23 5/30/23 6/8/23 6/17/23 6/26/23 7/5/23 7/14/23 7/23/23 8/1/23 8/10/23 8/19/23 8/28/23 9/6/23

JAN

10TH SEP

VND/USD Rate ↓ 2.0%

- Last month VND decreased against USD by about 2%.





QUICK ASSESSMENT OF MAJOR IMPORT MARKETS



Pepper prices last week continue **stable** and **uptrend** in all different countries such as INDIA, SRILANKA, INDONESIA, MALAYSIA, BRAZIL...

PTEXIM CORP



CINNAMON (CASSIA)

The demand for cassia sticks is still very large from different markets such as the EU and USA.






GUARANTEED LEAD CONTENT

 **1 PPM**

 **2 PPM**





PTEXIM CORP

GUARANTEED LEAD CONTENT

**We Can Offer Cassia Products
According To European And American
Standards With Guaranteed LEAD
Content Of 1ppm And 2ppm. COUMARIN
2000ppm Or 3000ppm**



Please Contact For Further Demand For Cassia Stick / Cassia Split / Cassia Broken / Cassia Powder ...



STAR ANISE

Star Anise prices have **increased rapidly and strongly** in the past week due to **huge demand** from the Chinese market.. We can offer Star anise with premium quality and ensure European standards for Pesticide/ Anthraquinone/ PAH... etc.



Desiccated Coconut

Desiccated coconut prices have stable trend in the past week.



OTHERS SPICES



CINNAMON (CASSIA) / TURMERIC / STAR ANISE / GINGER



GINGER

Please send us any request for Ginger Sliced/ Polished Ginger Finger/ Ginger Powder....



TURMERIC

Currently there is very little inventory in Vietnam and very less raw material available to offer. Please contact for further demand for Turmeric Sliced/ Polished Turmeric Finger / Turmeric Powder



OTHER SPICES

Full price update as below list;

ORGANIC STEAM STERILIZED PEPPER







	 ITEM	 FOB (USD/ MT)	 EU MAINT PORT	 NY/BAL
NO				
1	Organic Steam Sterilized Pepper 550G/L	\$5.775	\$5.846	\$5.899
2	Organic Steam Sterilized Pepper 570G/L	\$5.870	\$5.941	\$5.994
3	Steam Sterilized White Pepper 630G/L	Full Booked - Please contact		

ORGANIC CASSIA (CINNAMON)

6	ORGANIC WHOLE CASSIA;	\$3.519
7	ORGANIC CASSIA SPLIT;	\$3.297
8	ORGANIC CASSIA BROKEN MACHINE CLEANED 3.5% VO;	\$3.354
9	ORGANIC CASSIA STICK ROLLED 90%;	\$5.530
10	ORGANIC CASSIA POWDER STEAM STERILIZED 3% VO;	\$3.830



WHOLE PEPPER

				
NO	ITEM	FOB (USD/MT)	EU MAINT PORT	NY/BAL
1	VBP 500 G/L FAQ	\$3.213	\$3.284	\$3.337
2	VBP 550 G/L FAQ	\$3.459	\$3.530	\$3.583
3	VBP 500 G/L Double Spiral Cleaned	\$3.506	\$3.577	\$3.630
4	VBP 550 G/L Double Spiral Cleaned	\$3.568	\$3.640	\$3.692
5	VBP 570 G/L Double ASTA	\$3.631	\$3.702	\$3.755
6	VBP 5MM Jumbo Size	\$3.741	\$3.812	\$3.865
7	White PEPPER 630 G/L DW	\$4.988	\$5.059	\$5.112
8	White PEPPER 630 G/L ASTA	\$5.031	\$5.102	\$5.155

STEAM

STERILIZED

PEPPER &

PESTICIDE

GUARANTEE

EU COMPLIANCE

		 FOB (USD/MT)	 EU MAINT PORT	 NY/BAL
NO	ITEM			
1	Steam Sterilized Pepper 500G/L	\$3.723	\$3.794	\$3.847
2	Steam Sterilized Pepper 550G/L	\$3.850	\$3.921	\$3.974
3	Steam Sterilized Pepper 570G/L	\$3.913	\$3.985	\$4.037
4	Steam Sterilized Pepper 5MM	\$3.993	\$4.064	\$4.117
5	Steam Sterilized White Pepper 630G/L	\$5.394	\$5.466	\$5.518

STEAM STERILIZED PEPPER – EU COMPLIANCE

6	Steam Sterilized Pepper 500G/L	\$3.903	\$3.974	\$4.027
7	Steam Sterilized Pepper 550G/L	\$4.030	\$4.101	\$4.154
8	Steam Sterilized Pepper 570G/L	\$4.093	\$4.165	\$4.217
9	Steam Sterilized Pepper 5MM	\$4.173	\$4.244	\$4.297
10	Steam Sterilized White Pepper 630G/L	\$5.574	\$5.646	\$5.698

CASSIA (CINNAMON) GUARANTEE LEAD & METAL POWDER



ITEM	FOB	NOTE
CASSIA POWDER 2.5% VO	2.672	2.5% VO
CASSIA POWDER 3% VO	3.110	3% VO
CASSIA BROKEN MACHINE CLEANED 2.5% VO	2.572	2.5% VO
CASSIA BROKEN MACHINE CLEANED 3% VO	2.835	3% VO

10 ppm
METAL POWDER



CASSIA (CINNAMON) GUARANTEE COUMARIN

ITEM	FOB	NOTE
CASSIA POWDER 2.5% VO	2.516	2.5% VO
CASSIA POWDER 3% VO	2.910	3% VO
CASSIA BROKEN MACHINE CLEANED 2.5% VO	2.472	2.5% VO
CASSIA BROKEN MACHINE CLEANED 3% VO	2.735	3% VO

1-2 ppm LEAD CONTENT
2000-3000 ppm COUMARIN CONTENT

EU & US STANDARDS

CASSIA (CINNAMON)



NO	ITEM	FOB	NOTE
1	WHOLE CASSIA;	\$3.019	>4% VO
2	CASSIA SPLIT;	\$2.797	>3.5% VO
3	CASSIA BROKEN MACHINE CLEANED 2% VO;	\$2.065	>2% VO
4	CASSIA BROKEN MACHINE CLEANED 2.5% VO;	\$2.372	>2.5% VO
5	CASSIA BROKEN MACHINE CLEANED 3% VO;	\$2.635	>3% VO
6	CASSIA BROKEN MACHINE CLEANED 3.5% VO;	\$2.854	>3.5% VO
7	CASSIA BROKEN MACHINE CLEANED 4% VO;	\$3.161	>4% VO
8	CASSIA STICK ROLLED 90%;	\$5.030	>4% VO
9	CASSIA LONG STICK	\$4.679	>4% VO
10	CASSIA POWDER 1 - 1.5% VO;	\$1.627	1-1.5% VO
11	CASSIA POWDER 2% VO;	\$2.197	2% VO
12	CASSIA POWDER 2.5% VO;	\$2.416	2.5% VO
13	CASSIA POWDER 3% VO;	\$2.810	3% VO

CASSIA (CINNAMON) & STAR ANISE



NO	ITEM	FOB	NOTE
1	CASSIA POWDER STEAM STERILIZED 2.5% VO;	\$2.978	2.5% VO
2	CASSIA POWDER STEAM STERILIZED 3% VO;	\$3.413	3% VO
3	CASSIA BROKEN STEAM STERILIZED 2.5% VO;	\$3.097	2.5% VO
4	CASSIA BROKEN STEAM STERILIZED 3% VO;	\$3.330	3% VO

STAR ANISE



NO	ITEM	FOB	NOTE
1	STAR ANISE SPRING CROP	\$7.250	2.0cm, 80% up
2	STAR ANISE AUTUMN CROP;	\$7.688	2.5cm, 80% up
3	STAR ANISE SUNDRIED EU COMPLIANCE;	\$7.988	2.5cm, 80% up

TURMERIC GINGER



TURMERIC

NO	☰ ITEM	🏛️ FOB
1	TURMERIC FINGER;	\$ 1.418
2	POLISHED TURMERIC FINGER;	\$ 1.637
3	TURMERIC POWDER;	\$ 1.506
4	TURMERIC SLICE SUN DRIED;	\$ 1.286
5	WASHED TURMERIC SLICE SUN DRIED;	\$ 1.637
6	TURMERIC SLICE MACHINE DRIED;	\$ 1.637

GINGER

NO	☰ ITEM	🏛️ FOB
1	GINGER POWDER	\$ 2.251
2	GINGER SLICED	\$ 2.294
3	POLISHED GINGER FINGER	\$ 2.294



Desiccated Coconut

NORMAL QUALITY

ITEM	FOB (\$/MT)	FAT
DESICCATED COCONUT HIGHT FAT MEDIUM GRADE	\$1.611	60-63%
DESICCATED COCONUT HIGHT FAT FINE GRADE	\$1.567	60-63%
DESICCATED COCONUT MEDIUM FAT FINE GRADE	\$1.545	50-55%
DESICCATED COCONUT LOW FAT FINE GRADE	\$1.036	30-35%



EU QUALITY – BRC FACTORY

ITEM	FOB (\$/MT)	FAT
DESICCATED COCONUT HIGHT FAT MEDIUM GRADE	\$1.656	MIN 63%
DESICCATED COCONUT HIGHT FAT FINE GRADE	\$1.611	MIN 63%
DESICCATED COCONUT CHIPS GRADE	\$3.480	MIN 63%
DESICCATED COCONUT FLAKES GRADE	\$3.480	MIN 63%





OTHER HERBS & SPICES

No	 Product Name	 20" FCL (MT)	 40" FCL (MT)	 PTEXIM OFFER (\$/MT)
1	Ajwain Seeds	12	25	\$3.537
2	Crushed Chilli 20-30K shu	12,5	25	\$4.377
3	Ground Chilli 20-30K Shu	16	25	\$4.033
4	Cloves Whole	11	25	\$12.467
5	Coriander Ground	16	25	\$1.453
6	Coriander Split	8	17	\$1.034
7	Coriander Whole	8	17	\$1.128
8	Cumin Ground 1% VO	16	25	\$7.321
9	Cumin Ground 2% VO	16	25	\$7.976
10	Cumin Seeds 99.5%	15	25	\$7.656
11	Fennel Seeds 99.5%	15	25	\$3.713
12	Fenugreek Seeds 99%	15	25	\$1.196
13	Mustard Seeds Big 99.5%	19	25	\$1.052
14	Sesame Hulled	19	25	\$2.800
15	Sesame Natural	19	25	\$2.612
16	Turmeric Finger	17	25	\$1.378
17	Turmeric Ground Min. 2.5% Cur	18	25	\$1.512

PEPPER POWDER PESTICIDE GUARANTEE



GROUND STEAM STERILIZED BLACK PEPPER

NO	ITEM	FOB
1	Half Cracked HTST black pepper;	\$5.113
2	Granulate HTST black pepper;	\$5.017
3	Coarse HTST black pepper 12 > 14# ;	\$4.778
4	Table HTST black pepper 18 > 28# ;	\$4.737
5	Fine HTST black pepper 30 > 34# ;	\$4.695
6	Ground HTST black pepper 40 > 100# ;	\$4.404

GROUND STEAM STERILIZED WHITE PEPPER

1	Half Cracked HTST White Pepper;	\$6.920
2	Granulate HTST white pepper;	\$6.788
3	Coarse HTST white pepper 12 > 14# ;	\$6.590
4	Table HTST white pepper 18 > 28# ;	\$6.533
5	Fine HTST white pepper 30 > 34# ;	\$6.475
6	Ground HTST white pepper 40 > 100# ;	\$6.304

COLOGNE

7 - 11 OCT 2023



PTEXIM's Booth

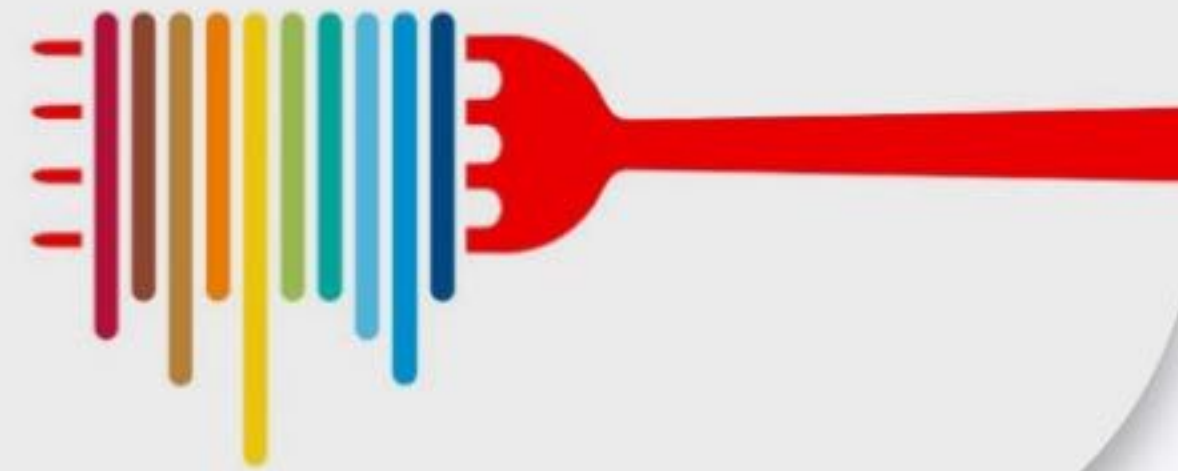
#H011g



COME & MEET US



**TASTE
THE FUTURE**



AUGUST

Week 36

Pepper's

Market

Report

www.ptexim.com.vn

Please do not hesitate to send me if you have any further request.



Hien, Nguyen Vu

CEO at PTEXIM Corp

spices@ptexim.com.vn

+84 90 22222 95

43, Str. 17, An Phu Ward, Thu Duc City, Ho Chi Minh City, Vietnam

PTEXIM CERTIFICATE



PTEXIM FACTORY



1. WHOLE SPICES FACTORY (Daklak Province, VN)



2. FOOD FACTORY (Ba Ria Vung Tau Province, VN)



3. CASSIA & STAR ANISE FACTORY (Yen Bai Province, VN)