



Monthly Report

SEP

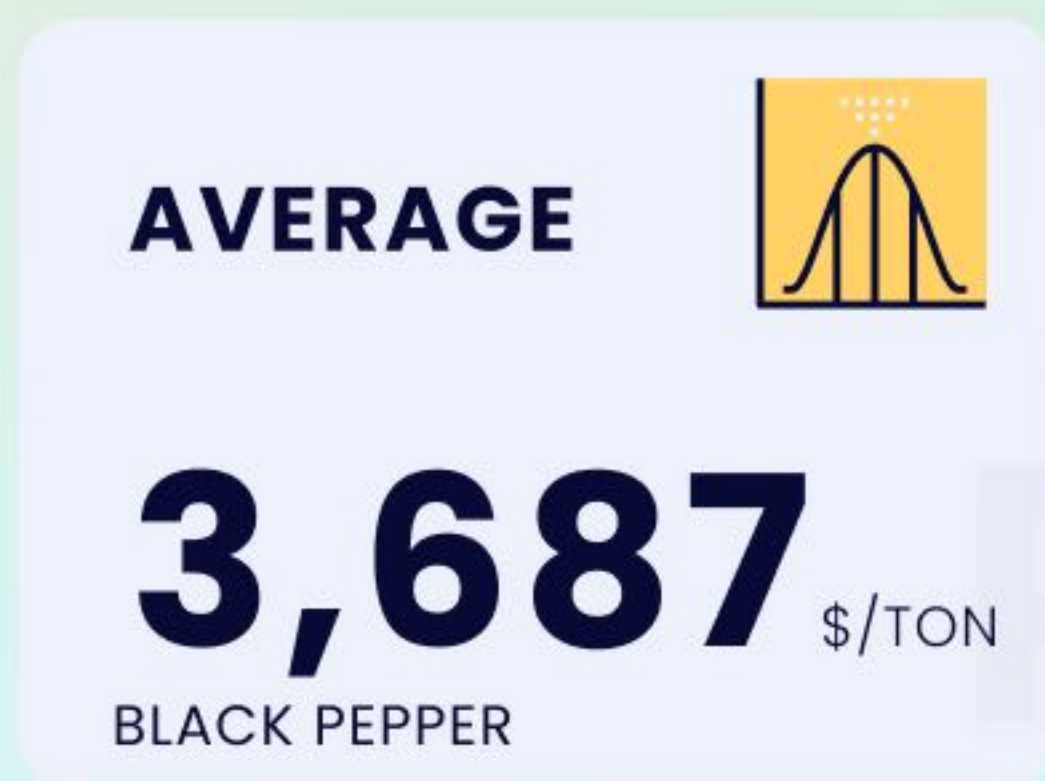
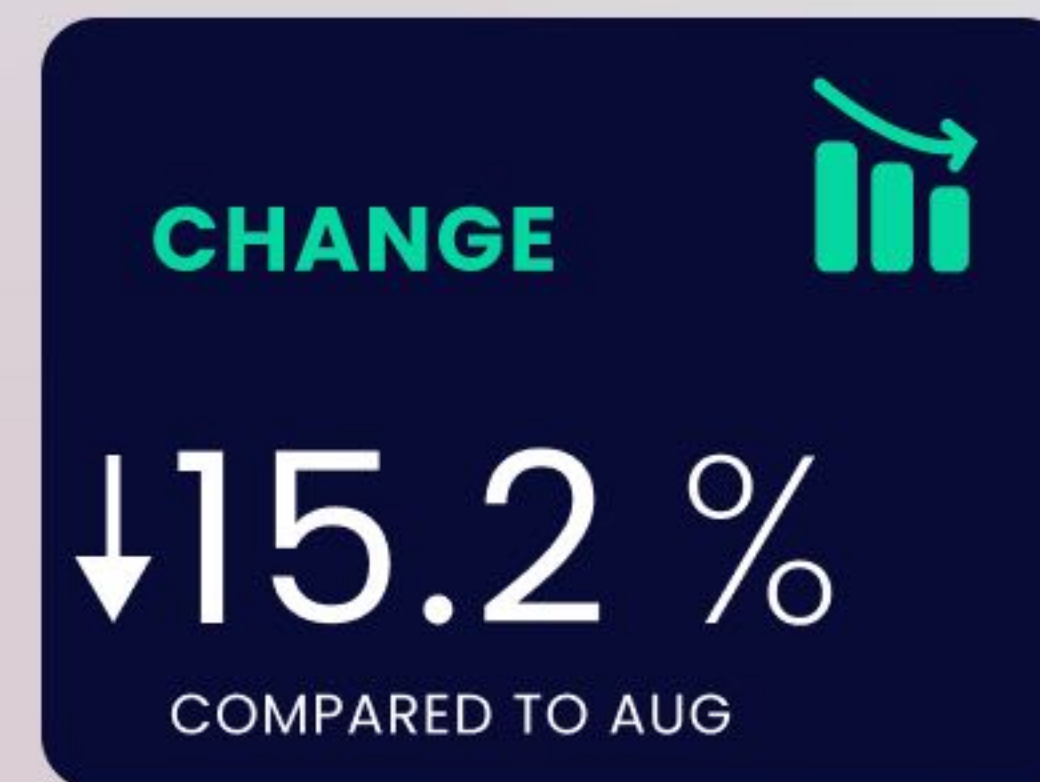
2023

A MONTHLY BLACK PEPPER'S MARKET REPORT WORLDWIDE 2023
BY PTEXIM RESEARCH

PHUC THINH EXPORT IMPORT INVESTMENT CORPORATION (PTEXIM CORP)
ADD : 43, STREET 17, AN PHU WARD, DISTRICT 2, HOCHIMINH CITY, VIETNAM.

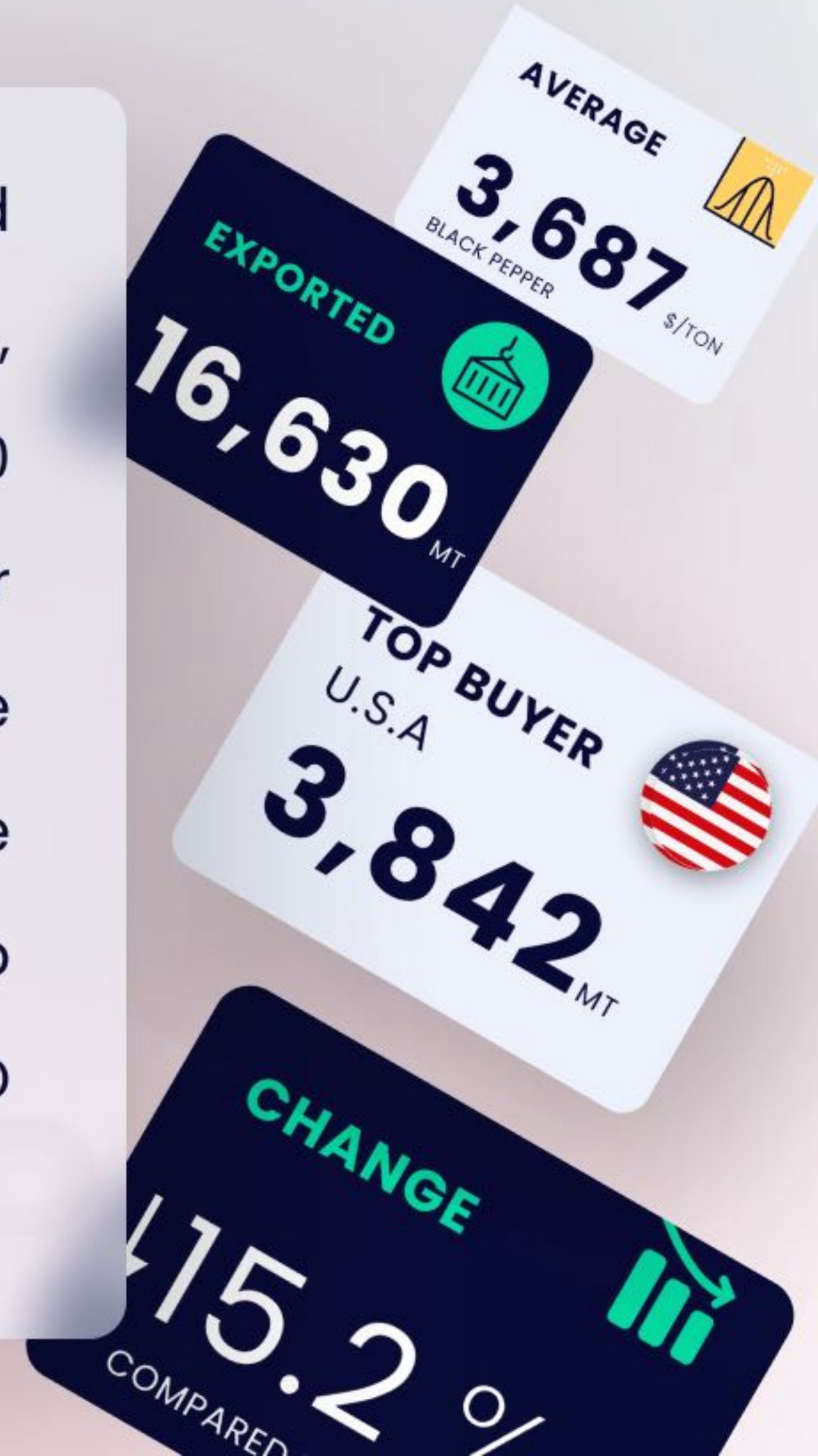


Pepper Exports Insight | SEP 2023



Pepper Exports Insight | SEP 2023

According to VPA's statistics, in September 2023, Vietnam exported 16,630 tons of pepper of all kinds, black pepper reached 14,832 tons, white pepper reached 1,798 tons. Total export turnover reached 62.0 million USD, black pepper reached 52.9 million USD, white pepper reached 9.1 million USD, compared to last month, export volume decreased by 15.2%, turnover decreased by 15.5%. . The average export price of black pepper in September reached 3,687 USD/ton, up 54 USD and white pepper reached 5,157 USD/ton, down 28 USD compared to August.



Pepper Exports Insight | SEP 2023

The United States continues to be the main export market of Vietnamese Pepper in September reaching 3,842 tons, a decrease 12.2% compared to the previous month. Next is the Chinese market: 2,193 tons, up 49.7%; India: 992 tons, down 50.1%...



3,842 MT



UNITED STATES

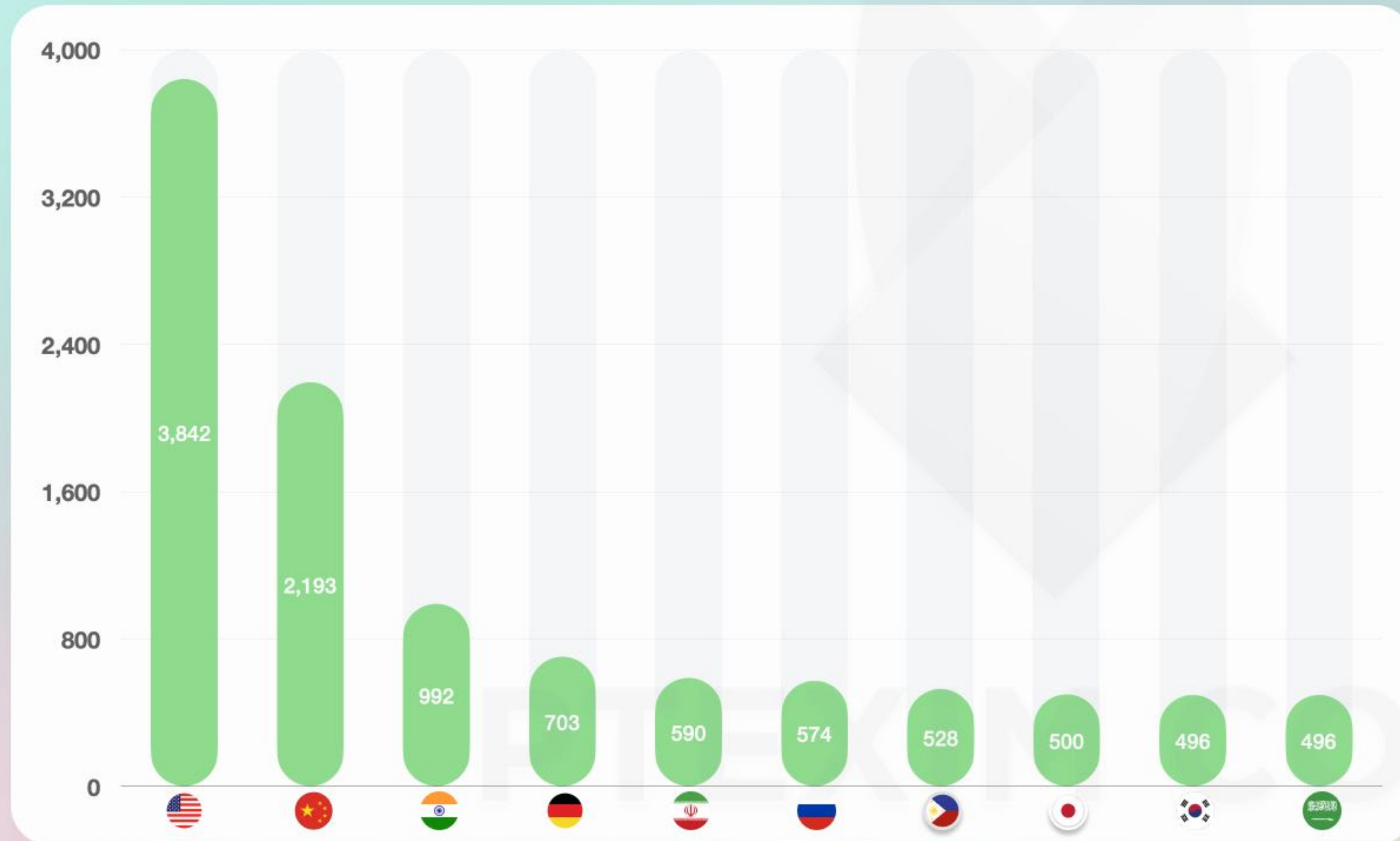
TOP
IMPORTER
SEP 2023



12.2%

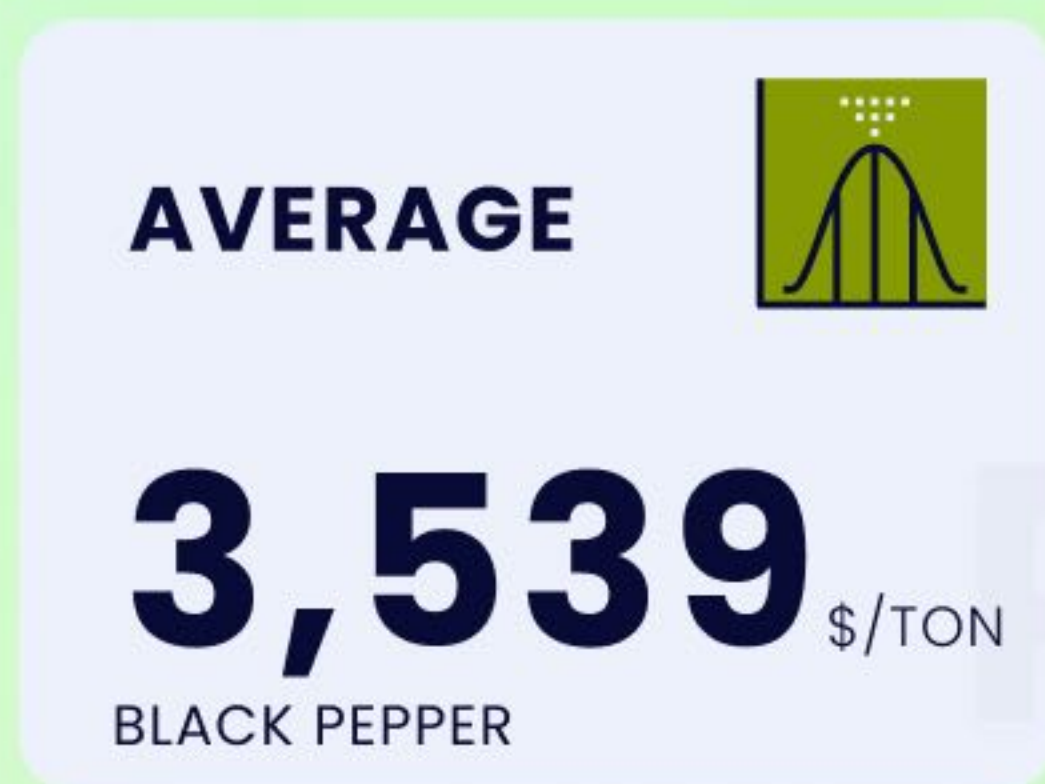
compared to August

Pepper Exports Insight | SEP 2023



No	Country	Value (\$)	Quantity (Mt)
1	America	15,383,501	3,842
2	China	6,279,736	2,193
3	India	4,093,100	992
4	Germany	2,949,621	703
5	Iran	1,985,138	590
6	Russia	2,022,885	574
7	Philippine	1,606,073	528
8	Japan	1,742,628	500
9	Korea	1,945,883	496
10	Saudi Arabia	1,821,532	496
	Others	22,186,675	5,716
	TOTAL	\$62,016,772	16,630

Pepper Exports Insight | Jan - SEP 2023



Pepper Exports Insight | Jan – Sep 2023

Progressively from January 1 to September 30, 2023, Vietnam exported 204,385 tons of pepper, of which black pepper reached 183,475 tons, white pepper reached 20,910 tons. Total export turnover reached 678.1 million USD, black pepper reached 578.2 million USD, white pepper reached 99.9 million USD. Compared to the same period in 2022, export volume increased by 15.3%, equivalent to 27,164 tons, however export turnover decreased by 13.4%, equivalent to a decrease of 104.5 million USD. The average export price of black pepper in the first 9 months of 2023 reached 3,539 USD/ton, white pepper reached 5,068 USD/ton, down 15.3% for black pepper and 14.2% for white pepper respectively over the same period. 2022.



Pepper Exports Insight | Jan - Sep 2023

US | 41,881 MT

The United States is the second largest export market of Vietnamese pepper reaching 37,431 tons, accounting for 18.3%, however compared to the same period, the amount of imports from Vietnam decreased by 9.1%. Overall, imports in the Americas region decreased by 7.5%.

EU | 38,013 MT

Exports to the European region accounted for 18.6% and over the same period, exports to this region decreased by 7.1%, of which exports to Germany decreased by 14.3% to 6,828 tons; Netherlands decreased by 9% to 5,958 tons; Russia decreased by 4% to 4,064 tons; UK decreased by 10.2% to 3,685 tons... Notably, exports to Türkiye increased by 70.8% to reach 3,495 tons and France increased by 31.4% to 2,849 tons.

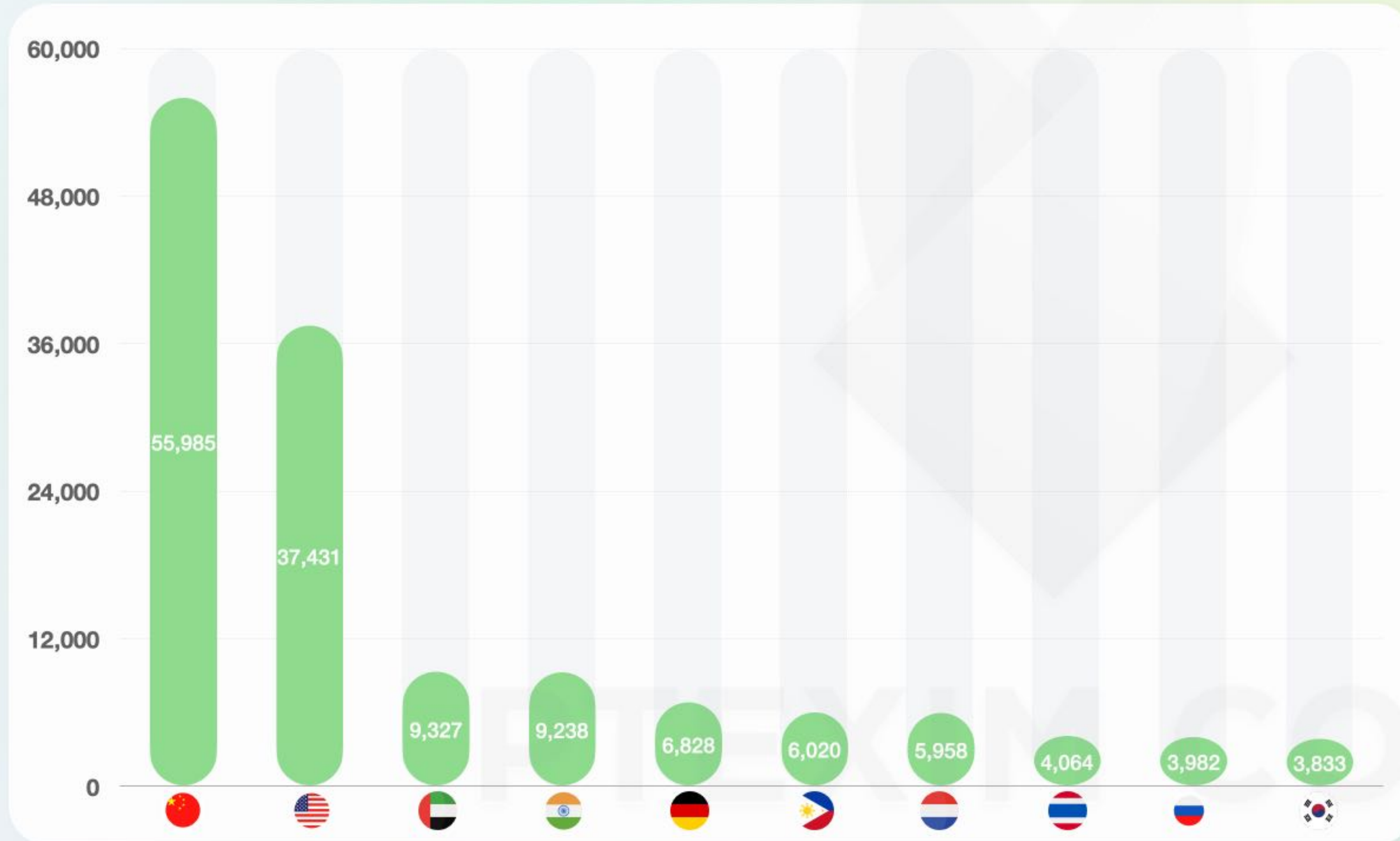
AFRICA | 10,148 MT

Exports to Africa increased by 9.3%, of which to Egypt increased by 43.8% to 3,354 tons; Senegal increased by 32.4% to 1,787 tons and to South Africa reached 1,761 tons, an increase of 2%.

ASIA | 114,343 MT

Asia is the main export market of Vietnam Pepper in 9 months, accounting for 55.9%, reaching 114,343 tons, up 39.9% over the same period last year, of which China is the leader with 55,985 tons, accounting for 27.4% market share and an increase of 373.6% over the same period. Next is the UAE markets: 9,327 tons, down 30.1%; India: 9,238 tons, down 18.5%; Philippines: 6,020 tons, an increase of 24.7%...

Pepper Exports Insight | Jan - Sep 2023



No	Country	Quantity (Mt)
1	China	55,985
2	America	37,431
3	United Arab	9,327
4	India	9,238
5	Germany	6,828
6	Philippine	6,020
7	Netherlands	5,958
8	Russia	4,064
9	Thailand	3,982
10	Korea	3,833
	Others	61,719
	TOTAL	204,385



TOP 10 ASIA COUNTRIES IMPORT PEPPER FROM VIETNAM JAN TO SEP 2023



China

55,985



U.A.E

9,327



India

9,238



Philippine

6,020



Thailand

3,982



Korea

3,833



Iran

3,752



Pakistan

3,205



Japan

3,002



Saudi Arabia

2,754[•] MT





TOP 5 US COUNTRIES IMPORT PEPPER FROM VIETNAM JAN TO SEP 2023



America

37,431*



Canada

2,280



Mexico

940



Guatemala

196



Jamaica

167[•] MT

No	COUNTRY	First 9 Month 2022	First 9 Month 2023	CHANGE %
1	America	41,163	37,431	-9.1
2	Canada	2,549	2,280	-10.6
3	Mexico	331	940	184
4	Guatemala	142	196	38
5	Jamaica	101	167	65.3
	Others	986	867	
	TOTAL	45,272	41,881	-7.5



TOP 10 EU COUNTRIES IMPORT PEPPER FROM VIETNAM JAN TO SEP 2023



Germany

6,828



Netherlands

5,958



Russia

4,064



England

3,685



Turkey

3,495



France

2,849



Poland

2,080



Spain

1,914



Ireland

1,131



Greece

1,053^{• MT}



TOP 5 AFRICA COUNTRIES IMPORT PEPPER FROM VIETNAM JAN TO SEP 2023



Egypt

3,354*



Senegal

1,787



South Africa

1,761



Algeria

884



Mauritania

364* MT

No	COUNTRY	First 9 Month 2022	First 9 Month 2023	CHANGE %
1	Egypt	2,332	3,354	44
2	Senegal	1,350	1,787	32
3	South Africa	1,726	1,761	2
4	Algeria	1,165	884	-24
5	Mauritania	432	364	-16
	Others	2,278	1,998	
	TOTAL	9,283	10,148	9.3



PEPPER IMPORTING

IN SEPTEMBER 2023

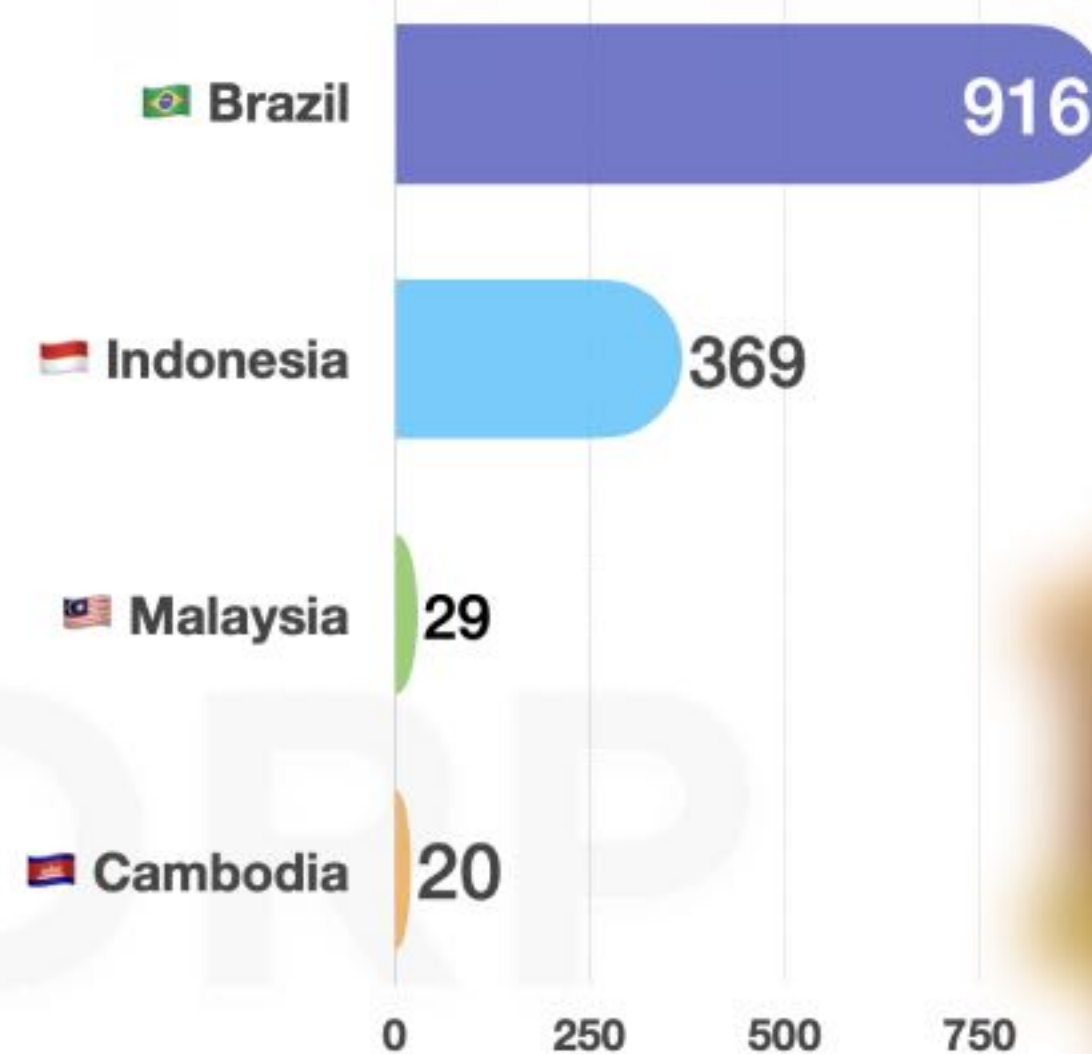
According to preliminary statistics, in September 2023, Vietnam imported 1,529 tons, of which black pepper reached 1,422 tons, white pepper reached 107 tons, total import turnover reached 5.5 million USD, compared to the previous month import volume decreased by 11.7%.



1,529 MT

Import Black Pepper

IMPORT VOLUME CHART BY COUNTRY



PEPPER IMPORTING

IN FIRST 9 MONTHS 2023



In the end of September 2023, Vietnam imported 20,541 tons of pepper, of which black pepper reached 19,232 tons, white pepper reached 1,309 tons, compared to the same period last year, the import volume decreased by 30.7%, equivalent to 9,084 tons. Brazil, Cambodia and Indonesia are the three main supply countries for Vietnam reaching 12,517 tons, 3,403 tons and 2,697 tons. Of which imports from Brazil increased by 62.2%, from Cambodia decreased by 73.0% and from Indonesia decreased by 48.0%.



Brazil

12.517



Cambodia

3.403



Indonesia

2.697



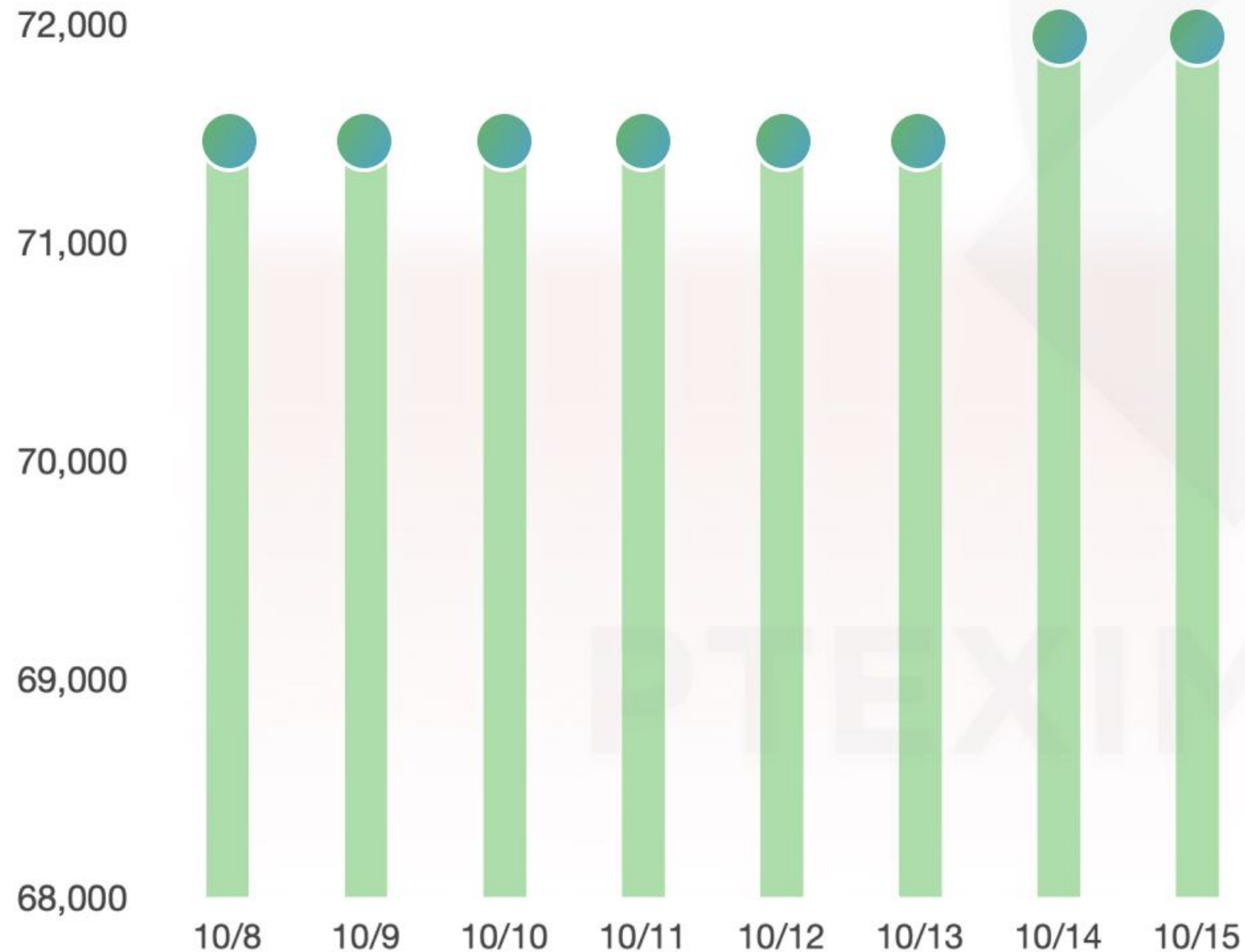
Other

1.924

MT

BLACK PEPPER PRICE WEEK 41

Stable



- Last week, the prices of pepper remained relatively stable with minimal variations and showed little change.
- The demand for pepper in major markets such as the US, China, EU, and Asia continues to be subdued and lacks significant activity.

FROM JAN 2023 - 15TH OCT 2023

VIETNAM BLACK PEPPER PRICE CHART

i Pepper price has increased from 61,000vnd from January 1, 2023 to 72,000vnd on October 15, 2023, corresponding to an **increase of 18%**



PTEXIM CORP

1/1/23 1/11/23 1/21/23 1/31/23 2/10/23 2/17/23 2/21/23 2/27/23 3/9/23 3/19/23 3/29/23 4/8/23 4/18/23 4/28/23 5/8/23 5/18/23 5/28/23 6/7/23 6/17/23 6/27/23 7/7/23 7/17/23 7/27/23 8/6/23 8/16/23 8/26/23 9/5/23 9/15/23 9/25/23 10/5/23 10/15/23

JAN

15TH OCT

VND/USD

Exchange rate of VND against USD

- Last week, the USD continued to strengthen against the VND. The depreciation of the VND in the past two weeks was about 1%. Therefore, even though the prices of pepper/cassia remained unchanged and slightly increased during the week, when converted into USD, the prices of commodities decreased.
- The trend of the VND exchange rate against the USD is forecasted to continue to have unpredictable and unclear fluctuations.





FED

CPI & INFLATION

- Economists predict that the Fed will “persist” and consider raising interest rates again later this year. The latest CPI figures released by the US Department of Labor show that inflation in the world’s largest economy continues to persist. As a result, the Federal Reserve will leave open the possibility of raising interest rates this year, although central bank officials have emphasized that they will “monitor further” before the upcoming meeting.





FED & HIGH RATES

- High interest rates in many countries have made the cost of capital expensive. Therefore, the demand for stockpiling goods is lower than before. This partly explains why the price of pepper has remained relatively unchanged despite the current inventory being assessed as not high.





QUICK ASSESSMENT OF MAJOR IMPORT MARKETS



INDIA

After 2 weeks of decline, the price of Indian pepper **stabilized** this week.



INDONESIA

The domestic and international prices of pepper in Indonesia recorded a **decrease** this week due to the impact of the Indonesian Rupiah depreciating by 1% against the USD (15,597 IDR/USD).



MALAYSIA

Only domestic black pepper recorded a decrease this week. Meanwhile, other types remained stable and **unchanged**.



SRI LANKA

After 2 weeks of decline, the price of domestic pepper in Sri Lanka **increased** last week.



BRAZIL

The price of pepper in Brazil has remained **stable** for the past 3 weeks.



GUARANTEED LEAD CONTENT

 **1 PPM**

 **2 PPM**

 **KFDA STANDARD**






PTEXIM CORP

GUARANTEED LEAD CONTENT

**We Can Offer Cassia Products
According To European And American
Standards With Guaranteed LEAD
Content Of 1ppm And 2ppm. COUMARIN
2000ppm Or 3000ppm. Metal Powder As
KFDA Standard.**

Please Contact For Further Demand For Cassia Stick / Cassia Split / Cassia Broken / Cassia Powder ...





STAR ANISE

Star Anise prices have increased **rapidly** and **strongly** in the past week due to **huge demand** from the Chinese market. We can offer Star anise with premium quality and ensure European standards for Pesticide/ Anthraquinone/ PAH... etc.



Desiccated Coconut

**Desiccated coconut prices have
stable trend in the past week.**



OTHERS SPICES



CINNAMON (CASSIA) / TURMERIC / STAR ANISE / GINGER



GINGER

Please send us any request for Ginger Sliced/ Polished Ginger Finger/ Ginger Powder....



TURMERIC

Stock being tight and new crop will be available during December. Please contact for further demand for Turmeric Sliced/ Polished Turmeric Finger / Turmeric Powder ...



OTHER SPICES

Full price update as below list;

ORGANIC STEAM STERILIZED PEPPER






	 ITEM	 FOB (USD/ MT)	 EU MAINT PORT	 NY/BAL
NO				
1	Organic Steam Sterilized Pepper 550G/L	\$5.609	\$5.651	\$5.709
2	Organic Steam Sterilized Pepper 570G/L	\$5.701	\$5.744	\$5.801
3	Steam Sterilized White Pepper 630G/L	Full Booked - Please contact		

ORGANIC CASSIA (CINNAMON)

6	ORGANIC WHOLE CASSIA;	\$3.461
7	ORGANIC CASSIA SPLIT;	\$3.242
8	ORGANIC CASSIA BROKEN MACHINE CLEANED 3.5% VO;	\$3.296
9	ORGANIC CASSIA STICK ROLLED 90%;	\$5.429
10	ORGANIC CASSIA POWDER STEAM STERILIZED 3% VO;	\$3.769



WHOLE PEPPER

				
NO	ITEM	FOB (USD/MT)	EU MAINT PORT	NY/BAL
1	VBP 500 G/L FAQ	\$3.119	\$3.161	\$3.219
2	VBP 550 G/L FAQ	\$3.358	\$3.401	\$3.458
3	VBP 500 G/L Double Spiral Cleaned	\$3.403	\$3.446	\$3.503
4	VBP 550 G/L Double Spiral Cleaned	\$3.464	\$3.507	\$3.564
5	VBP 570 G/L Double ASTA	\$3.525	\$3.567	\$3.625
6	VBP 5MM Jumbo Size	\$3.631	\$3.674	\$3.731
7	White PEPPER 630 G/L DW	\$4.864	\$4.907	\$4.964
8	White PEPPER 630 G/L ASTA	\$4.906	\$4.949	\$5.006

STEAM

STERILIZED

PEPPER &

PESTICIDE

GUARANTEE

EU COMPLIANCE

		 FOB (USD/MT)	 EU MAINT PORT	 NY/BAL
NO	ITEM			
1	Steam Sterilized Pepper 500G/L	\$3.616	\$3.659	\$3.716
2	Steam Sterilized Pepper 550G/L	\$3.739	\$3.782	\$3.839
3	Steam Sterilized Pepper 570G/L	\$3.801	\$3.843	\$3.901
4	Steam Sterilized Pepper 5MM	\$3.878	\$3.921	\$3.978
5	Steam Sterilized White Pepper 630G/L	\$5.262	\$5.305	\$5.362

STEAM STERILIZED PEPPER – EU COMPLIANCE

6	Steam Sterilized Pepper 500G/L	\$3.796	\$3.839	\$3.896
7	Steam Sterilized Pepper 550G/L	\$3.919	\$3.962	\$4.019
8	Steam Sterilized Pepper 570G/L	\$3.981	\$4.023	\$4.081
9	Steam Sterilized Pepper 5MM	\$4.058	\$4.101	\$4.158
10	Steam Sterilized White Pepper 630G/L	\$5.442	\$5.485	\$5.542

CASSIA (CINNAMON) GUARANTEE LEAD & METAL POWDER



ITEM	FOB	NOTE
CASSIA POWDER 2.5% VO	2.624	2.5% VO
CASSIA POWDER 3% VO	3.054	3% VO
CASSIA BROKEN MACHINE CLEANED 2.5% VO	2.524	2.5% VO
CASSIA BROKEN MACHINE CLEANED 3% VO	2.782	3% VO

10 ppm
METAL POWDER



CASSIA (CINNAMON) GUARANTEE COUMARIN

ITEM	FOB	NOTE
CASSIA POWDER 2.5% VO	2.467	2.5% VO
CASSIA POWDER 3% VO	2.854	3% VO
CASSIA BROKEN MACHINE CLEANED 2.5% VO	2.424	2.5% VO
CASSIA BROKEN MACHINE CLEANED 3% VO	2.682	3% VO

1-2 ppm LEAD CONTENT
2000-3000 ppm COUMARIN CONTENT

EU & US STANDARDS

CASSIA (CINNAMON)



NO	ITEM	FOB	NOTE
1	WHOLE CASSIA;	\$2.961	>4% VO
2	CASSIA SPLIT;	\$2.742	>3.5% VO
3	CASSIA BROKEN MACHINE CLEANED 2% VO;	\$2.024	>2% VO
4	CASSIA BROKEN MACHINE CLEANED 2.5% VO;	\$2.324	>2.5% VO
5	CASSIA BROKEN MACHINE CLEANED 3% VO;	\$2.582	>3% VO
6	CASSIA BROKEN MACHINE CLEANED 3.5% VO;	\$2.796	>3.5% VO
7	CASSIA BROKEN MACHINE CLEANED 4% VO;	\$3.097	>4% VO
8	CASSIA STICK ROLLED 90%;	\$4.929	>4% VO
9	CASSIA LONG STICK	\$4.585	>4% VO
10	CASSIA POWDER 1 - 1.5% VO;	\$1.595	1-1.5% VO
11	CASSIA POWDER 2% VO;	\$2.153	2% VO
12	CASSIA POWDER 2.5% VO;	\$2.367	2.5% VO
13	CASSIA POWDER 3% VO;	\$2.754	3% VO

CASSIA (CINNAMON) & STAR ANISE

NO	ITEM	FOB	NOTE
1	CASSIA POWDER STEAM STERILIZED 2.5% VO;	\$2.925	2.5% VO
2	CASSIA POWDER STEAM STERILIZED 3% VO;	\$3.351	3% VO
3	CASSIA BROKEN STEAM STERILIZED 2.5% VO;	\$3.041	2.5% VO
4	CASSIA BROKEN STEAM STERILIZED 3% VO;	\$3.269	3% VO



STAR ANISE

NO	ITEM	FOB	NOTE
1	STAR ANISE SPRING CROP	\$7.104	2.0cm, 80% up
2	STAR ANISE AUTUMN CROP;	\$7.533	2.5cm, 80% up
3	STAR ANISE SUNDRIED EU COMPLIANCE;	\$7.833	2.5cm, 80% up

TURMERIC GINGER



TURMERIC





NO	☰ ITEM	🏛️ FOB
1	TURMERIC FINGER;	\$ 1.391
2	POLISHED TURMERIC FINGER;	\$ 1.605
3	TURMERIC POWDER;	\$ 1.476
4	TURMERIC SLICE SUN DRIED;	\$ 1.262
5	WASHED TURMERIC SLICE SUN DRIED;	\$ 1.605
6	TURMERIC SLICE MACHINE DRIED;	\$ 1.605

GINGER

NO	☰ ITEM	🏛️ FOB
1	GINGER POWDER	\$ 2.206
2	GINGER SLICED	\$ 2.249
3	POLISHED GINGER FINGER	\$ 2.249



OTHER HERBS & SPICES

No	 Product Name	 20" FCL (MT)	 40" FCL (MT)	 PTEXIM OFFER (\$/MT)
1	Ajwain Seeds	12	25	\$3.537
2	Crushed Chilli 20-30K shu	12,5	25	\$4.377
3	Ground Chilli 20-30K Shu	16	25	\$4.033
4	Cloves Whole	11	25	\$12.467
5	Coriander Ground	16	25	\$1.453
6	Coriander Split	8	17	\$1.034
7	Coriander Whole	8	17	\$1.128
8	Cumin Ground 1% VO	16	25	\$7.321
9	Cumin Ground 2% VO	16	25	\$7.976
10	Cumin Seeds 99.5%	15	25	\$7.656
11	Fennel Seeds 99.5%	15	25	\$3.713
12	Fenugreek Seeds 99%	15	25	\$1.196
13	Mustard Seeds Big 99.5%	19	25	\$1.052
14	Sesame Hulled	19	25	\$2.800
15	Sesame Natural	19	25	\$2.612
16	Turmeric Finger	17	25	\$1.378
17	Turmeric Ground Min. 2.5% Cur	18	25	\$1.512

Desiccated Coconut

NORMAL QUALITY

ITEM	FOB (\$/MT)	FAT
DESICCATED COCONUT HIGHT FAT MEDIUM GRADE	\$1.796	60-63%
DESICCATED COCONUT HIGHT FAT FINE GRADE	\$1.752	60-63%
DESICCATED COCONUT MEDIUM FAT FINE GRADE	\$1.709	50-55%
DESICCATED COCONUT LOW FAT FINE GRADE	\$1.232	30-35%

EU QUALITY – BRC FACTORY

ITEM	FOB (\$/MT)	FAT
DESICCATED COCONUT HIGHT FAT MEDIUM GRADE	\$1.882	MIN 63%
DESICCATED COCONUT HIGHT FAT FINE GRADE	\$1.839	MIN 63%
DESICCATED COCONUT CHIPS GRADE	\$3.584	MIN 63%
DESICCATED COCONUT FLAKES GRADE	\$3.584	MIN 63%



PEPPER POWDER PESTICIDE GUARANTEE



GROUND STEAM STERILIZED BLACK PEPPER

NO	ITEM	FOB
1	Half Cracked HTST black pepper;	\$4.958
2	Granulate HTST black pepper;	\$4.865
3	Coarse HTST black pepper 12 > 14# ;	\$4.633
4	Table HTST black pepper 18 > 28# ;	\$4.593
5	Fine HTST black pepper 30 > 34# ;	\$4.553
6	Ground HTST black pepper 40 > 100# ;	\$4.270

GROUND STEAM STERILIZED WHITE PEPPER

1	Half Cracked HTST White Pepper;	\$6.779
2	Granulate HTST white pepper;	\$6.650
3	Coarse HTST white pepper 12 > 14# ;	\$6.457
4	Table HTST white pepper 18 > 28# ;	\$6.400
5	Fine HTST white pepper 30 > 34# ;	\$6.344
6	Ground HTST white pepper 40 > 100# ;	\$6.176

SEP Week 41 Pepper's Market Report

www.ptexim.com.vn

Please do not hesitate to send me if you have any further request.



Hien, Nguyen Vu
CEO at PTEXIM Corp

spices@ptexim.com.vn

+84 90 22222 95

43, Str. 17, An Phu Ward, Thu Duc City, Ho Chi Minh City, Vietnam

PTEXIM CERTIFICATE



PTEXIM FACTORY



1. WHOLE SPICES FACTORY (Daklak Province, VN)



2. FOOD FACTORY (Ba Ria Vung Tau Province, VN)



3. CASSIA & STAR ANISE FACTORY (Yen Bai Province, VN)