



PTEXIM CORP

# Yearly Report

ANNUAL BLACK PEPPER'S MARKET REPORT  
BY PTEXIM RESEARCH



2023

#02 | 2024

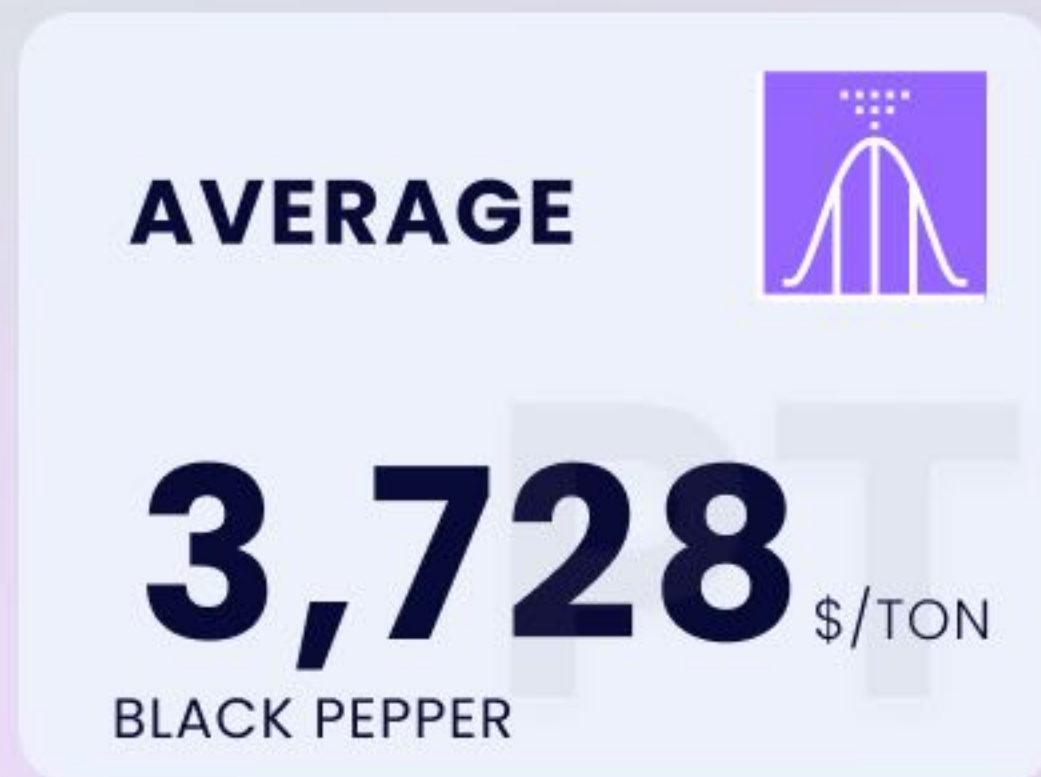


NO	COUNTRY	2022	2023	%
1	America	54,686	54,271	-0.8
2	Canada	3,309	3,259	-1.5
3	Mexico	506	1,117	120.8
4	Guatemala	192	234	21.9
5	Jamaica	143	217	51.7

[www.ptexim.com.vn](http://www.ptexim.com.vn)

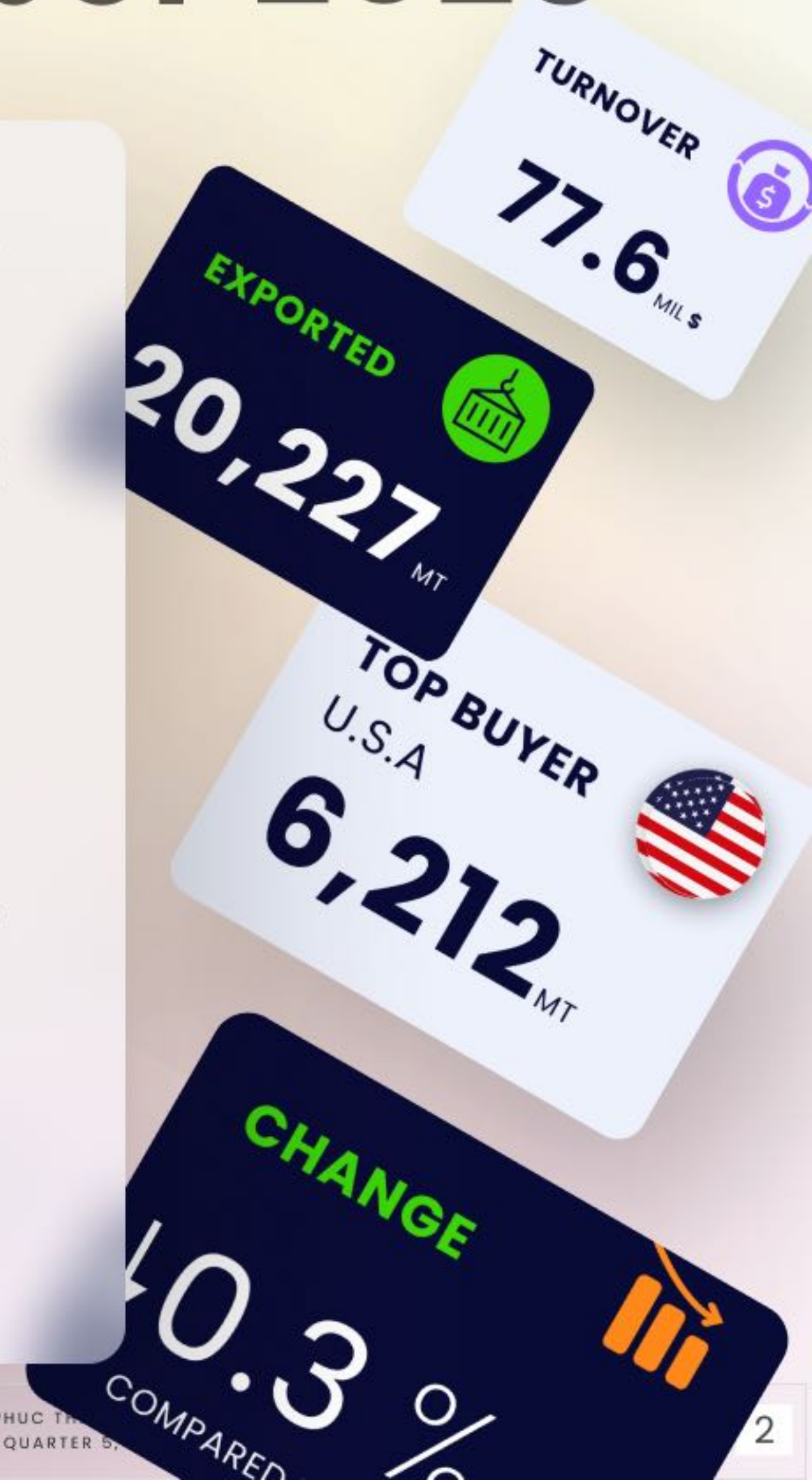
PHUC THINH EXPORT IMPORT INVESTMENT CORPORATION (PTEXIM CORP)  
ADD : 43, STREET 17, AN PHU WARD, DISTRICT 2, HOCHIMINH CITY, VIETNAM.

# Pepper Exports Insight | December 2023



# Pepper Exports Insight | December 2023

According to VPSA's preliminary statistics, in December 2023, Vietnam exported 20,227 tons of pepper, black pepper reached 17,833 tons, white pepper reached 2,394 tons. Total export turnover reached 77.6 million USD, black pepper reached 65.2 million USD, white pepper reached 12.4 million USD, compared to November, export volume decreased by 0.3%, turnover decreased by 0.7%. The average export price of black pepper in December reached 3,728 USD/ton, equivalent to the export price in November, and white pepper reached 5,189 USD/ton, an increase of 112 USD compared to the previous month.



# Pepper Exports Insight | Dec 2023

The United States continued to be the main export market of Vietnamese pepper in December reaching 6,212 tons, an increase of 13.8% compared to November and accounting for 30.7% of the export market share. Next are the UAE markets reaching 1,271 tons, China reaching 1,030 tons and India reaching 1,011 tons.

## TOP IMPORTER DEC 2023



6,212 MT



 UNITED STATES

1,271 MT



 U.A.E

1,030 MT



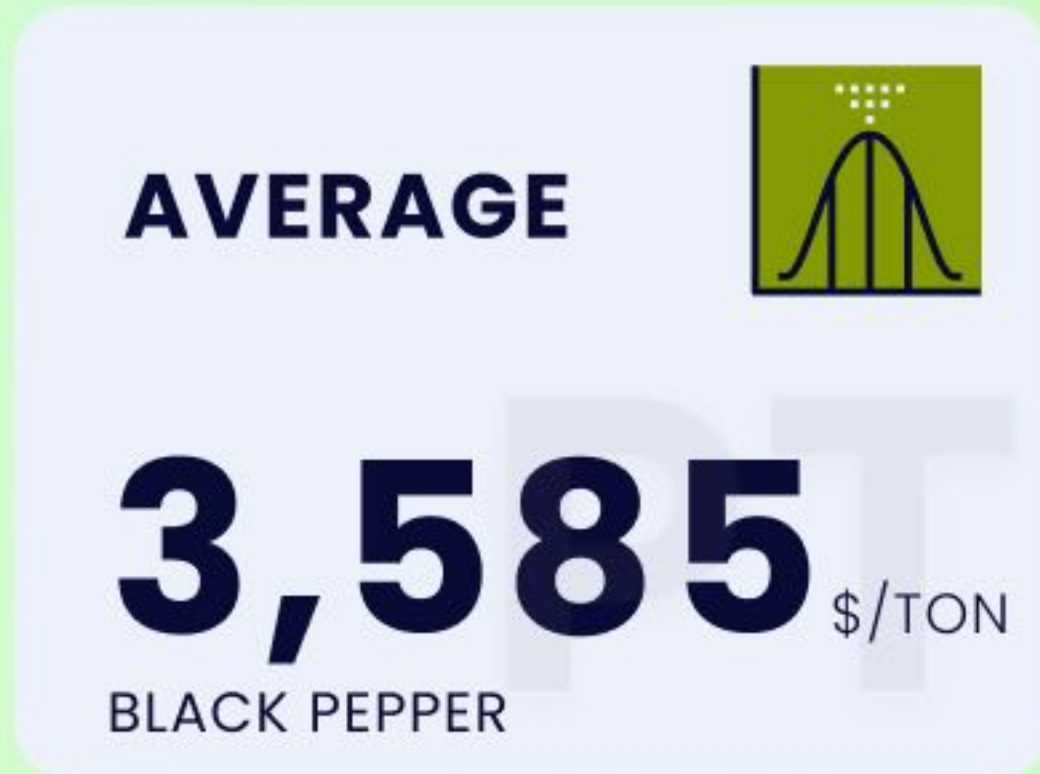
 CHINA

# Pepper Exports Insight | DEC 2023



No	Country	Value (\$)	Quantity (Mt)
1	America	24,860,722	6,212
2	U.A.E	4,630,073	1,271
3	China	2,569,221	1,030
4	India	4,249,267	1,011
5	Philippine	2,689,364	860
6	Netherlands	4,157,114	853
7	Germany	3,373,913	768
8	Korea	2,370,068	645
9	Iran	2,162,190	635
10	France	2,269,420	578
	<b>Others</b>	<b>24,246,475</b>	<b>6,364</b>
	<b>TOTAL</b>	<b>\$77,577,827</b>	<b>20,227</b>

# Pepper Exports Insight | Jan - Dec 2023



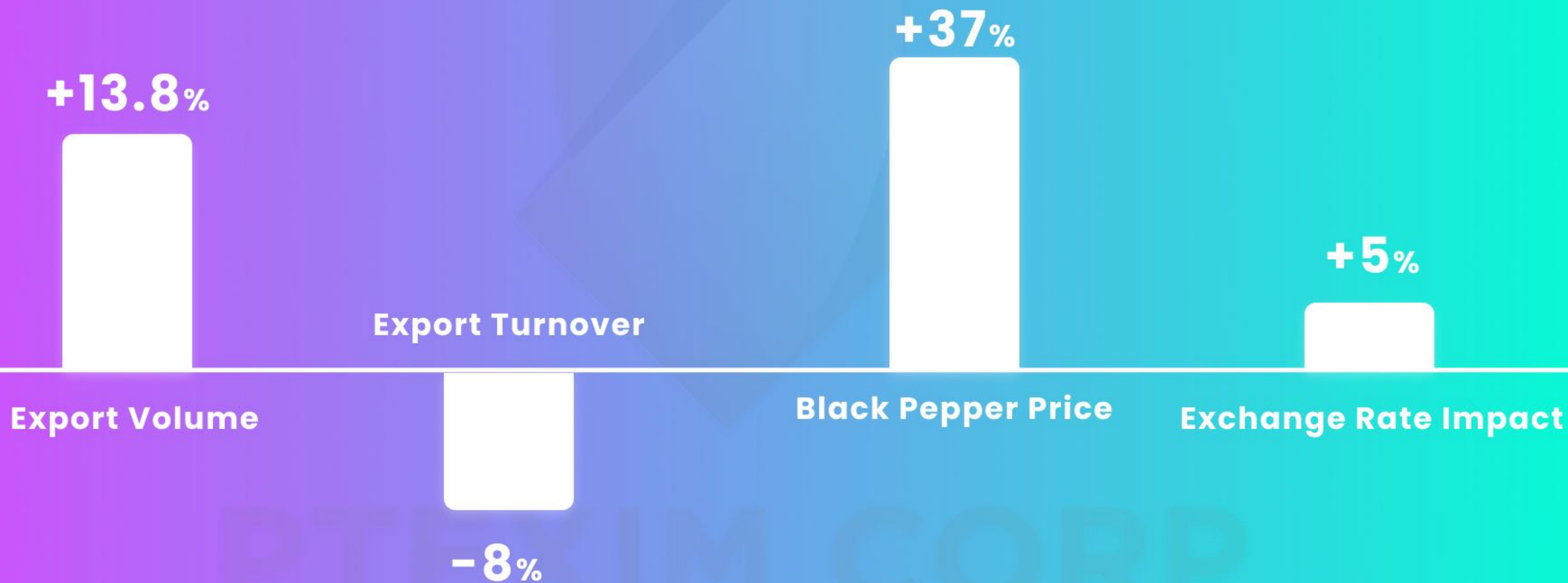
# Pepper Exports Insight | Jan – Dec 2023

In 2023, Vietnam exported 264,094 tons of pepper, of which black pepper reached 236,148 tons, white pepper reached 27,946 tons. Total export turnover reached 906.5 million USD, black pepper reached 770.6 million USD, white pepper reached 135.9 million USD. Compared to 2022, export volume increased by 13.8%, but export turnover decreased by 8.0%. The average export price of black pepper reached 3,585 USD/ton, white pepper reached 5,091 USD/ton, compared to 2022, the export price of black pepper reached 3,591 USD/ton, white pepper reached 5,095 USD/ton, a decrease of 420 USD respectively with black pepper and 635 USD for white pepper.



# Year Over Year Comparison

Percent change 2023 vs 2022





# Pepper Exports Insight | Jan - Dec 2023

**EU**  
**51.401** MT

Exports to European markets accounted for 19.5%, down 1.4% compared to last year. Main export markets include: Germany: 9,216 tons, accounting for 3.5%, down 4.5%; Netherlands: 7,946 tons, accounting for 3.0%, down 1.9%; Russia: 5,490 tons, accounting for 2.1%, down 12.7%; UK: 4,923 tons, accounting for 1.9%, down 3.0%. Exports to Türkiye, France, and Spain increased while Irish exports decreased by 75.8% to 1,194 tons.

**US** | **60.241** MT

The Americas region ranked 2nd in terms of export market share, accounting for 22.8% and exports increased by 0.3%, of which the United States is the 2nd largest export market of Vietnamese Pepper reaching 54,271 tons, accounting for 20.5%, decreased by 0.8% compared to last year.

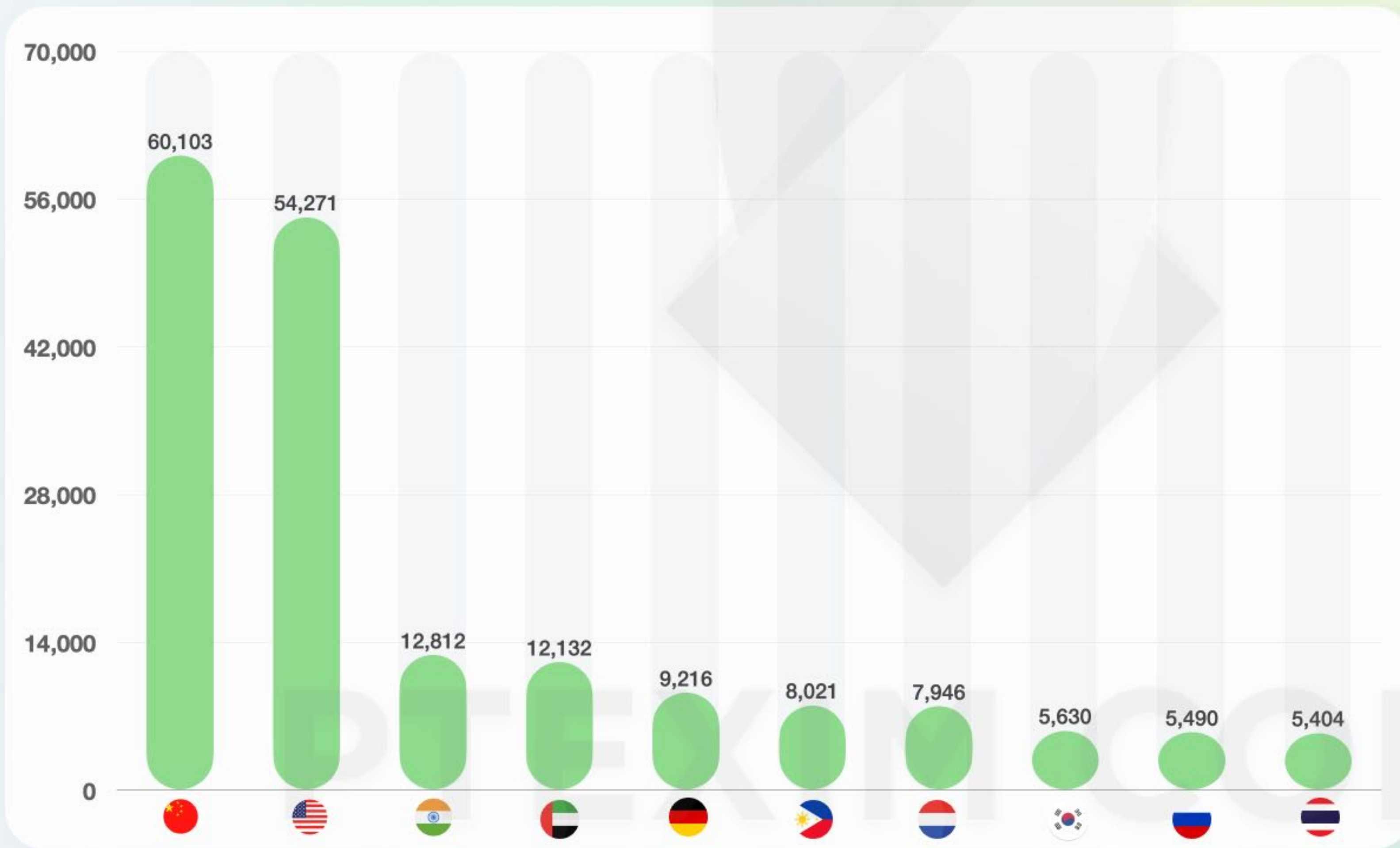
**AFRICA** | **13.400** MT

Exports to Africa increased by 7.8%, of which Egypt reached 4,247 tons, an increase of 23.5%; South Africa: 2,408 tons, up 17.0%; Senegal: 2,372 tons, an increase of 41.1%... Main white pepper export markets: United States: 3,759 tons, Germany: 3,324 tons, China: 2,828 tons Netherlands: 2,663 tons, and Thailand: 2,307 tons

**ASIA** | **139.052** MT

Asia is Vietnam's largest pepper export market, accounting for 52.7% and compared to 2022, export volume will increase by 29.6%, of which China is the leader with 60,135 tons, accounting for 22.8% of the market share of Vietnam's exports and increased by 174.0%. Next is the Indian market: 12,812 tons, accounting for 4.9% and increasing by 4.2%; UAE: 12,132 tons, accounting for 4.6%, down 24.7%; Philippines: 8,021 tons, accounting for 3.0%, an increase of 27.5%.

# Pepper Exports Insight | Jan - Dec 2023



No	Country	Quantity (Mt)
1	China	60,103
2	America	54,271
3	India	12,812
4	United Arab	12,132
5	Germany	9,216
6	Philippine	8,021
7	Netherlands	7,946
8	Korea	5,630
9	Russia	5,490
10	Thailand	5,404
	Others	83,069
	<b>TOTAL</b>	<b>264,094</b>

# TOP 10 ASIA COUNTRIES IMPORT PEPPER FROM VIETNAM JAN TO DEC 2023



China

60.103



India

12.812



U.A.E

12.132



Philippine

8.021



Korea

5.630



Thailand

5.404



Iran

5.168



Pakistan

4.255



Japan

4.249



Saudi Arabia

3.601<sup>•</sup> MT



# TOP 5 US COUNTRIES IMPORT PEPPER FROM VIETNAM JAN TO DEC 2023



America

54.271\*



Canada

3.259



Mexico

1.117



Guatemala

234



Jamaica

217 MT

No	COUNTRY	12 Month 2022	12 Month 2023	CHANGE %
1	America	54,686	54,271	-0.8
2	Canada	3,309	3,259	-1.5
3	Mexico	506	1,117	120.8
4	Guatemala	192	234	21.9
5	Jamaica	143	217	51.7
	Others	1,250	1,143	
	<b>TOTAL</b>	<b>60,086</b>	<b>60,241</b>	<b>0.3</b>





# TOP 10 EU COUNTRIES IMPORT PEPPER FROM VIETNAM JAN TO DEC 2023



Germany

9.216



Netherlands

7.946



Russia

5.490



England

4.923



Turkey

4.482



France

4.134



Spain

2.939



Poland

2.679



Greece

1.319



Ireland

1.194<sup>• MT</sup>



# TOP 5 AFRICA COUNTRIES IMPORT PEPPER FROM VIETNAM JAN TO DEC 2023



Egypt

**4.247\***



South Africa

**2.408**



Senegal

**2.372**



Algeria

**1.140**



Libyan

**451** • MT

No	COUNTRY	12 Month 2022	12 Month 2023	CHANGE %
1	Egypt	3,439	4,247	23.5
2	South Africa	2,058	2,408	17
3	Senegal	1,681	2,372	41.1
4	Algeria	1,328	1,140	-14.2
5	Libyan	252	451	79
	Others	3,672	2,782	
	<b>TOTAL</b>	<b>12,430</b>	<b>13,400</b>	<b>7.8</b>

# PEPPER IMPORTING

## IN DECEMBER 2023

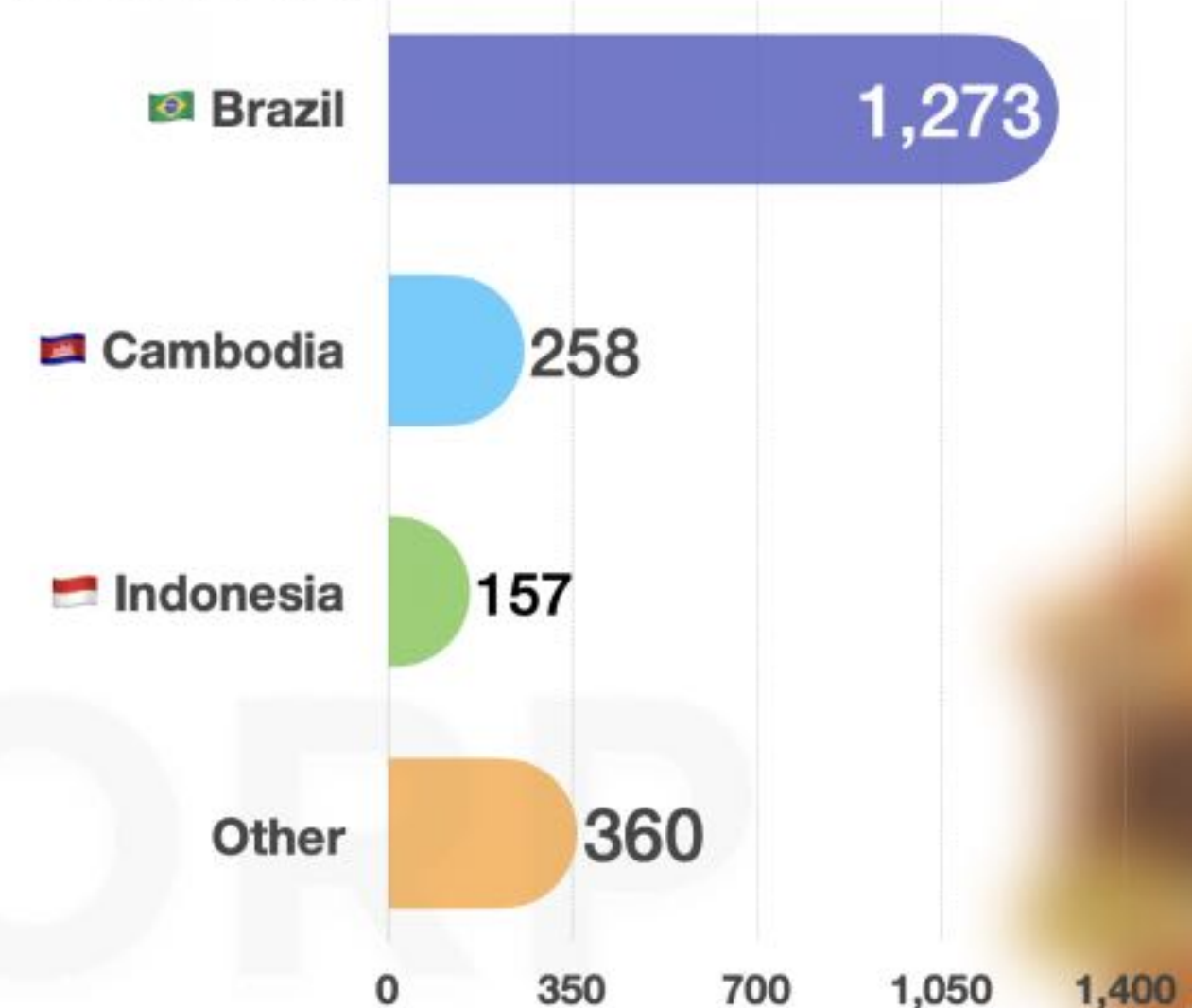
In December 2023, Vietnam imported 2,048 tons, of which black pepper reached 1,949 tons, white pepper reached 99 tons, total import turnover reached 7.6 million USD, compared to the previous month, Imports increased by 3.0%. Brazil, Cambodia and Indonesia are the three main supply countries for Vietnamese pepper reaching 1,273 tons, 258 tons and 157 tons respectively.



2,048 MT

Import Black Pepper


### IMPORT VOLUME CHART BY COUNTRY



# PEPPER IMPORTING

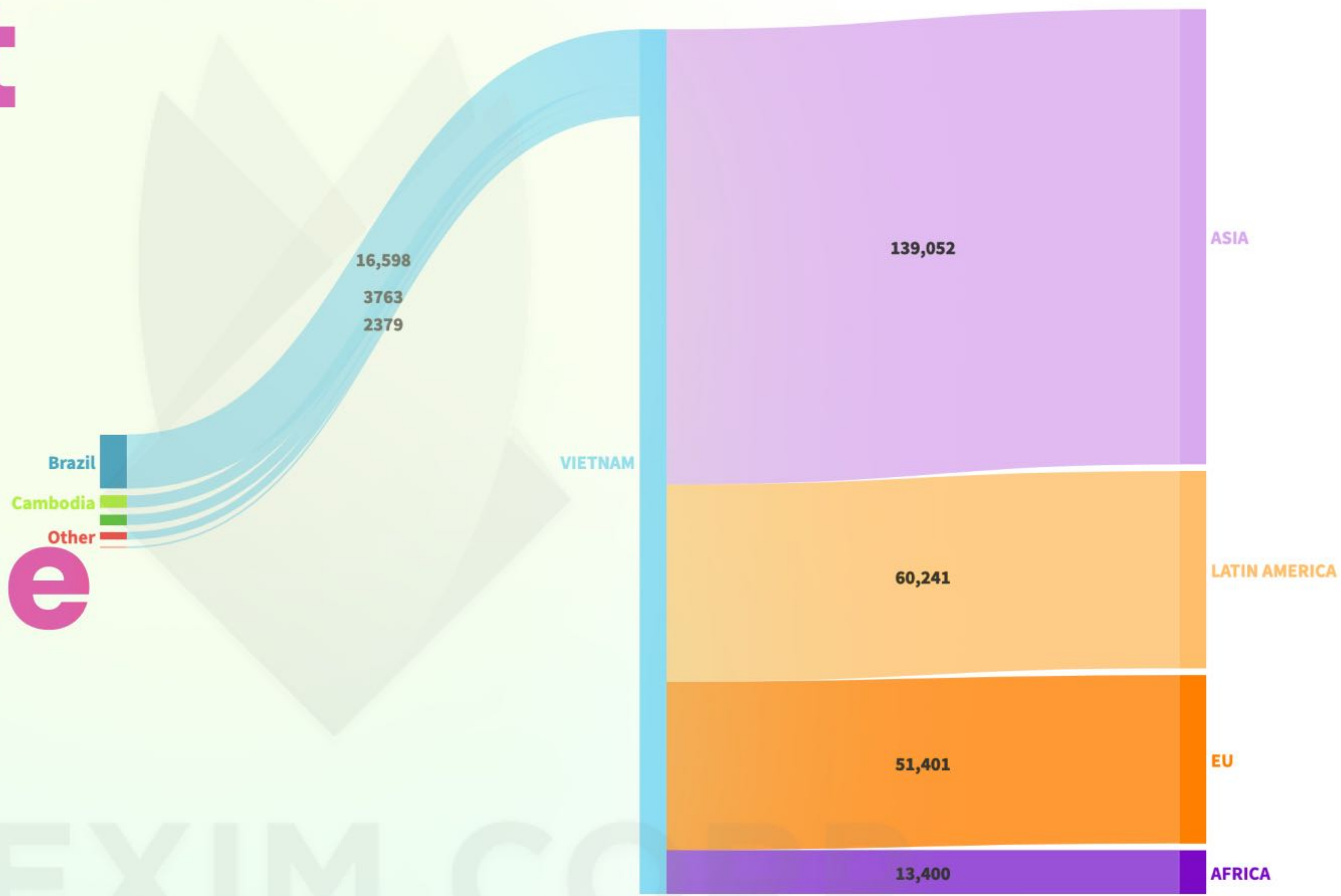
# “ 2023

In 2023, Vietnam imported 26,538 tons of pepper, of which black pepper reached 24,903 tons, white pepper reached 1,635 tons, compared to 2022, the import volume decreased by 27.7%. Countries that mainly supply pepper to Vietnam include: Brazil: 16,598 tons, accounting for 62.5%, an increase of 31.6% compared to last year. Cambodia: 3,763 tons, accounting for 14.2% and down 71.7%; Indonesia: 3,237 tons, accounting for 12.2% and down 43.8%.





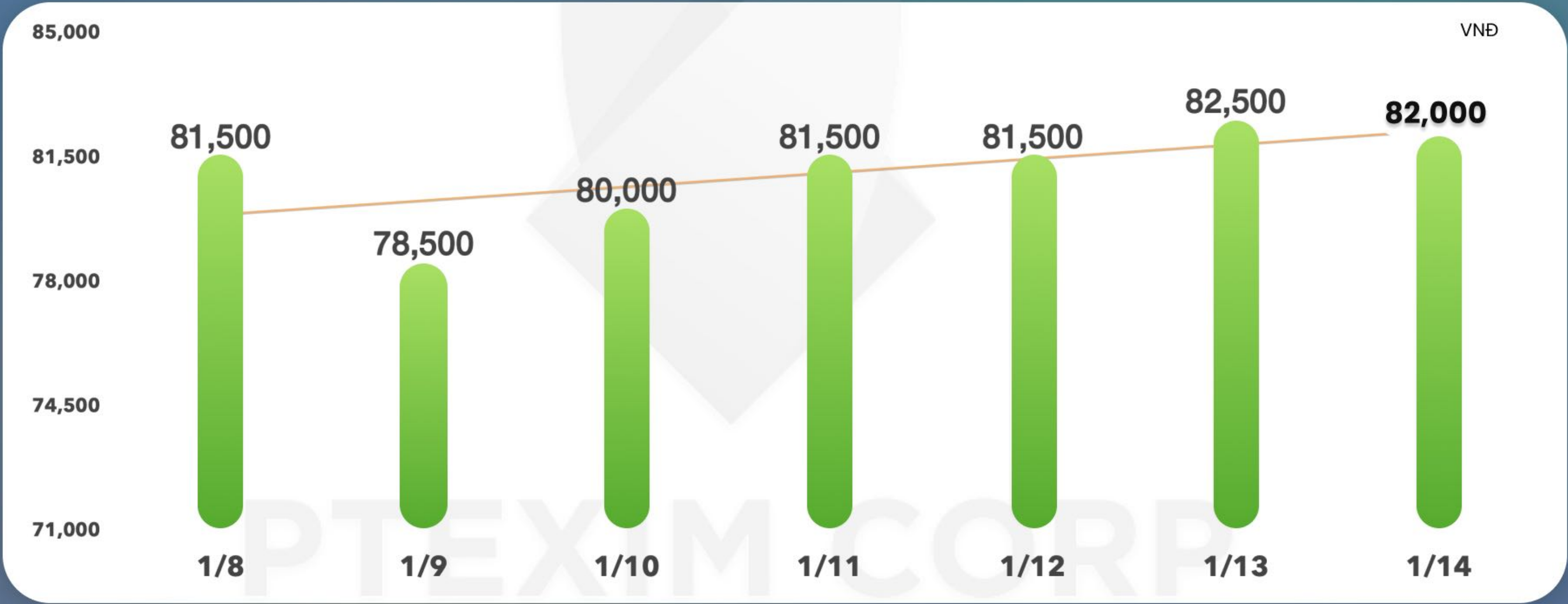
# Import & Export Volume Follow Chart



# Weekly Insights

+0.6%  
to last week

**No 02**



# KEY POINTS WEEK 2



Last week, the **price fluctuated** significantly due to low demand at the beginning of the week and some small speculators withdrawing from the market.



However, the market quickly responded to strong demand as prices adjusted from different markets such as the US and EU/Asia. End of week 2 price has slightly increased around 0,6%.



It should be noted that China has purchased very little in the past 3 months and is likely to return to the market after the Lunar New Year holiday in the upcoming month of February.

**2024  
HOLIDAY**

Vietnam's long holiday season will begin in 3 weeks, so there will be pressure on delivery and harvesting times in the near future.

# FROM JAN 2023 - DEC 2023

## VIETNAM BLACK PEPPER PRICE CHART

**i** Pepper price has decreased from VND 61,000 from January 1, 2023 to VND 83,500 on December 31, 2023, corresponding to a price **increase of 37%** in the past 12 months.

**i** Unpredictable market movements such as; China's demand, tight stock, low crop size... etc have made the market uptrend in year 2023.



VND/KG

1/1/23 1/15/23 1/29/23 2/12/23 2/19/23 2/27/23 3/13/23 3/27/23 4/10/23 4/24/23 5/8/23 5/22/23 6/5/23 6/19/23 7/3/23 7/17/23 7/31/23 8/14/23 8/28/23 9/11/23 9/25/23 10/9/23 10/23/23 11/6/23 11/20/23 12/4/23 12/18/23

JAN

DEC



PTEXIM RESEARCH

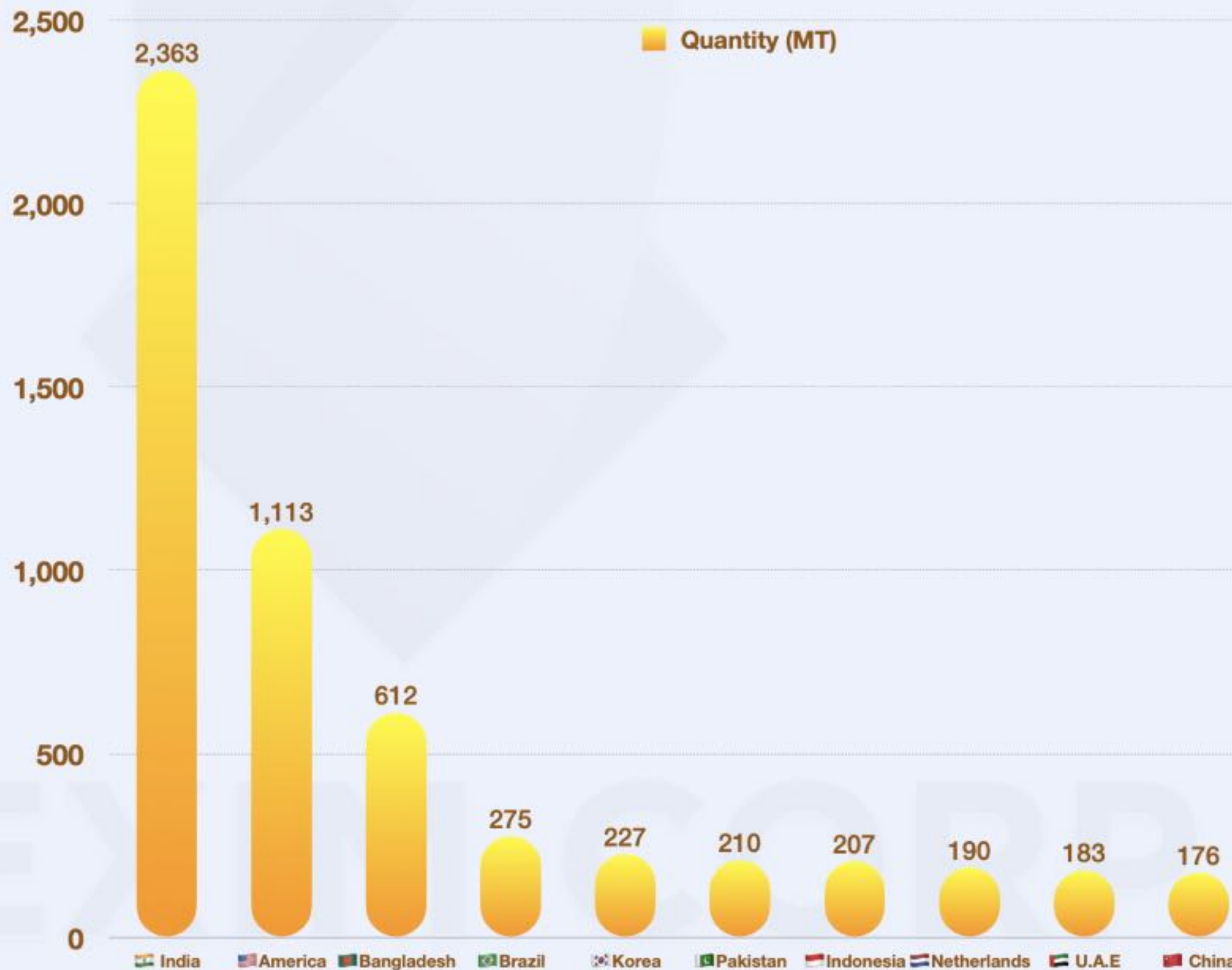
PTEXIM CORP

# CASSIA EXPORTING REPORT

# Cassia Exports Insight | December 2023

According to preliminary statistics of VPSA, in December, Vietnam exported 7,443 tons of cassia, total export turnover reached 20.9 million USD, compared to November, export volume increased by 3.4%. India and the United States continue to be the two main export markets of Vietnamese cassia reaching 2,363 tons and 1,113 tons.

## TOP 10 CASSIA'S IMPORTER FROM VIETNAM



**EXPORTED**  
**7,443** MT

**TURNOVER**  
**20.9** MIL \$

# Cassia's Export Insight 2023



**89,383** MT  
Export



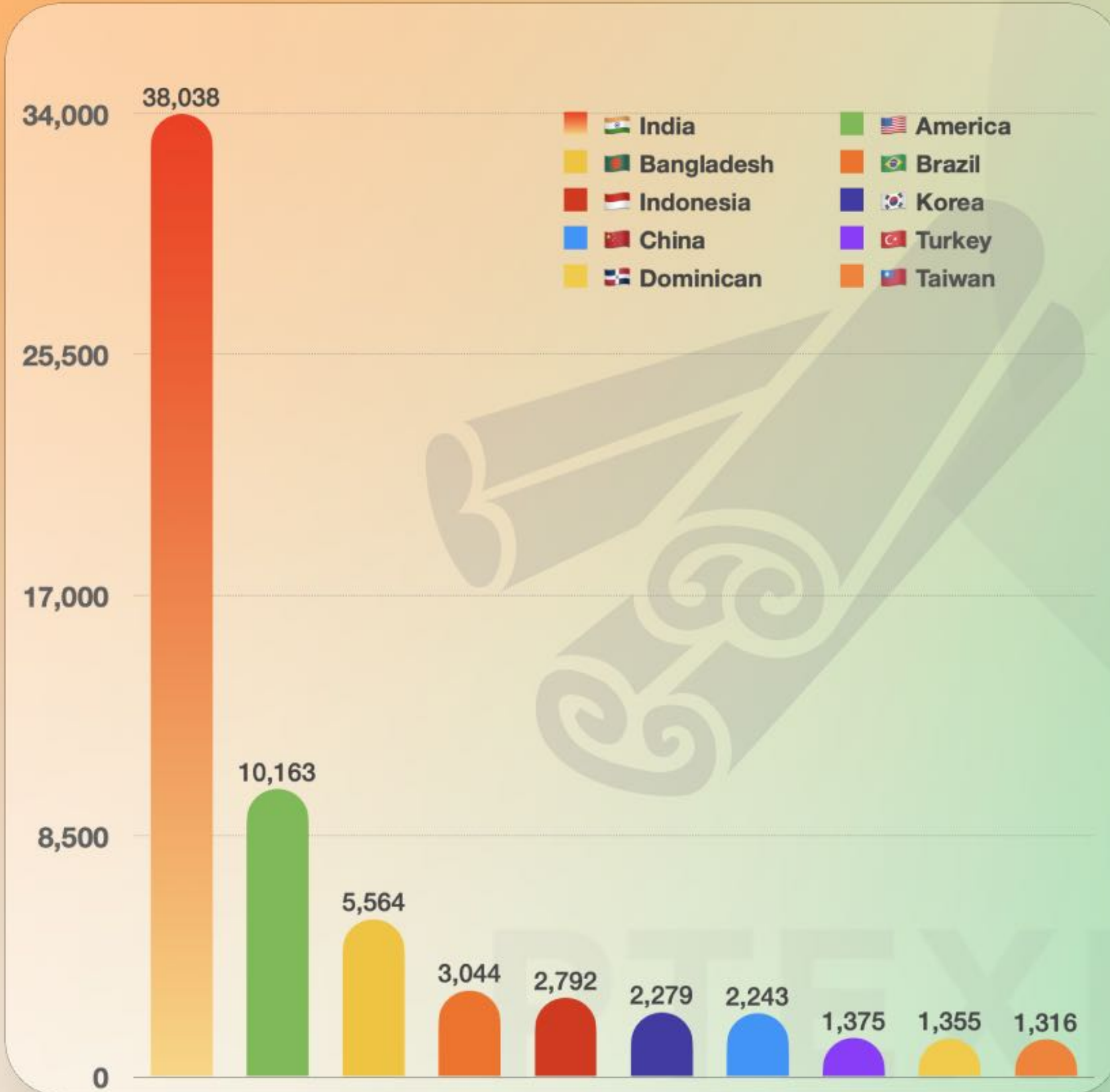
**260.9** Mil \$  
Turnover



**↑ 14.6%**  
Volume

In 2023, Vietnam export 89,383 tons of Cassia, total export turnover reaching 260.9 million USD, an increase of 14.6% in volume and a decrease of 10.7% in value compared to 2022. Average export price Cassia in 2023 reach 2,918 USD/ton, down 22.1% compared to last year. India is the main export market of Vietnamese cassia, accounting for 42.6% reaching 38,038 tons, an increase of 14.0% over the previous year. Next is the US market: accounting for 11.4% reaching 10,163 tons, up 7.0%; Bangladesh accounted for 6.2%, reaching 5,564 tons, an increase of 32.1%.

# INSIGHT | CASSIA EXPORT FROM JAN TO DEC 2023



No	Country	Quantity (MT)
1	India	38,038
2	America	10,163
3	Bangladesh	5,564
4	Brazil	3,044
5	Indonesia	2,792
6	Korea	2,279
7	China	2,243
8	Turkey	1,375
9	Dominican	1,355
10	Taiwan	1,316
	<b>Others</b>	<b>21,214</b>
	<b>TOTAL</b>	<b>89,383</b>



# INSIGHT | CASSIA IMPORT

## IN DECEMBER 2023



**162** MT



**0.5** Mil \$

In December 2023, Vietnam imported 162 tons of cinnamon, with a turnover of 0.5 million USD, compared to the previous month, the import volume increased by 78.5%.

## FROM JAN TO DEC 2023



**14,806** MT



**37.6** Mil \$

In 2023, Vietnam imported 14,806 tons of Cassia, turnover reached 37.6 million USD, compared to the same period in 2022, the import volume decreased by 28.0%. Vietnam imports cassia mainly from China and Indonesia, accounting for 81.2% and 12.6%, reaching 12,017 tons and 1,869 tons, respectively.



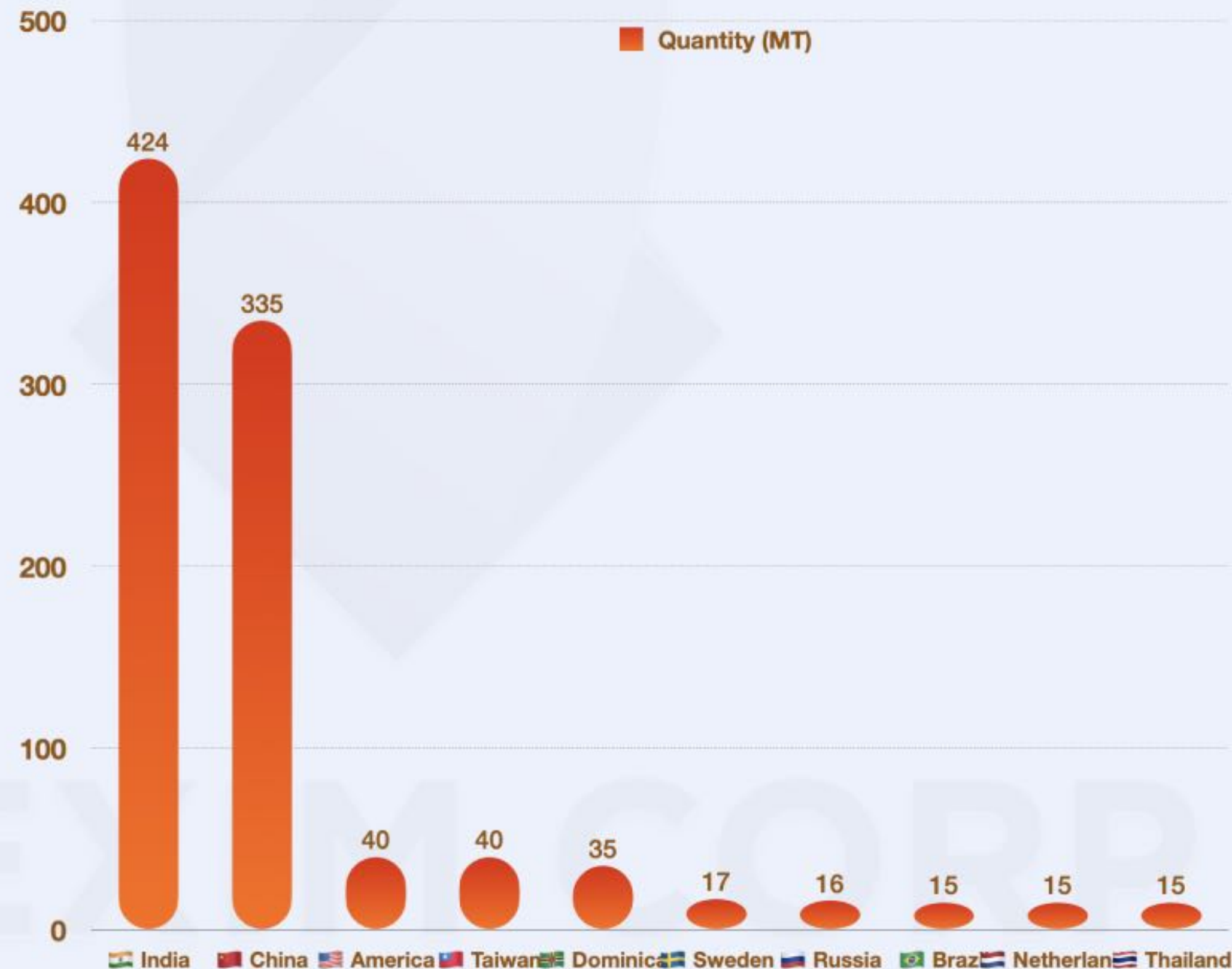
PTEXIM RESEARCH

# STAR ANISE EXPORTING REPORT

# Star Anise Exports Insight | December 2023

Preliminary statistics of VPA, in December 2023, Vietnam exported 1,082 tons of Star Anise, turnover reached 4.9 million USD, compared to the previous month, the export volume increased by 12.1%. Meanwhile, India and China are the two main export markets of Vietnamese Anise in the month reaching 424 tons and 335 tons.

## TOP 10 STAR ANISE'S IMPORTER FROM VIETNAM



**EXPORTED**  
**1,082** MT

**TURNOVER**  
**4.9** MIL \$

# Star Anise's Export Insight 2023



**16,136** MT  
Export



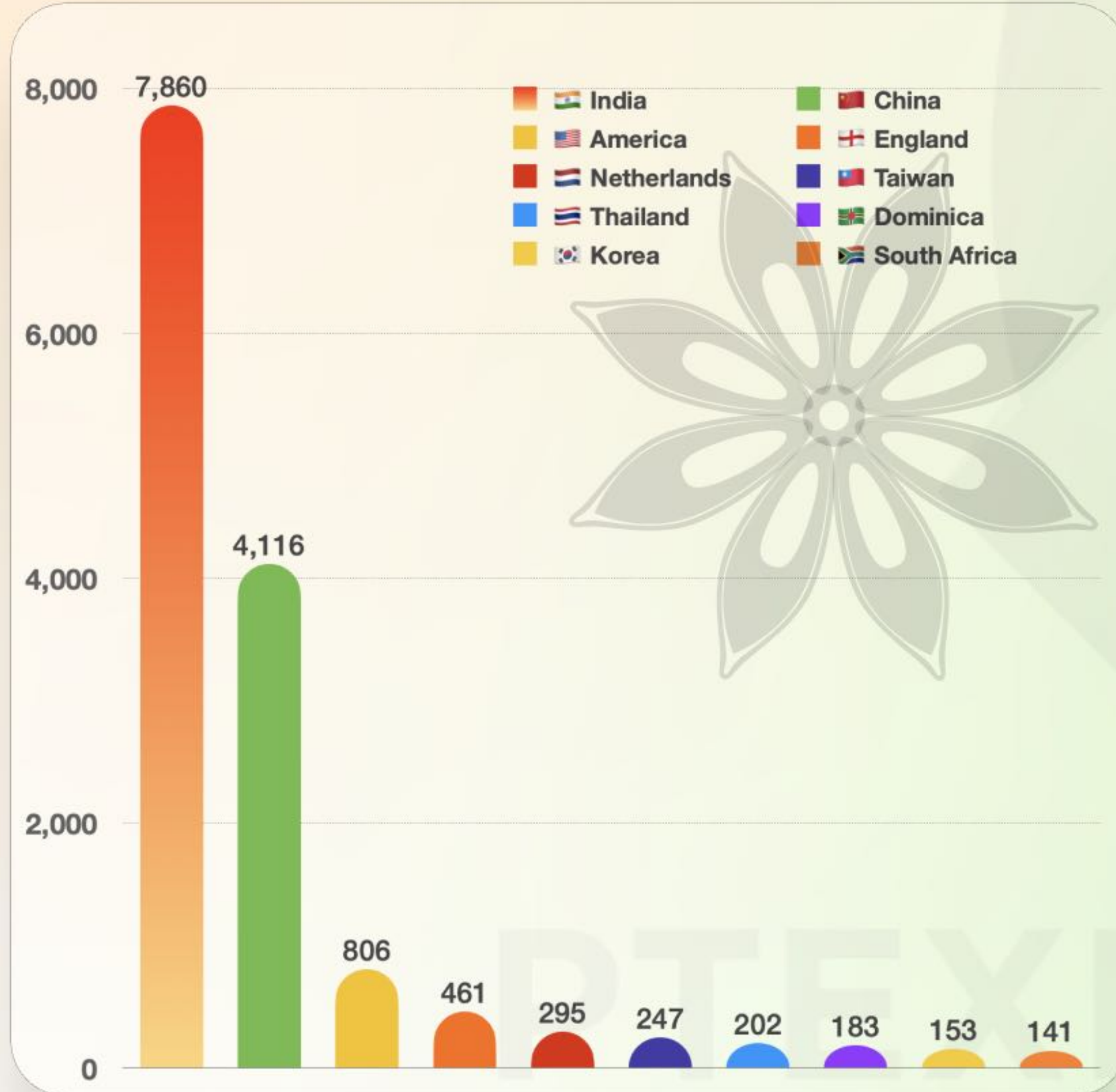
**83.0** Mil \$  
Turnover



**26%**  
Volume

In 2023, Vietnam exported 16,136 tons of star anise, total export turnover reached 83.0 million USD, compared to the same period last year, the export volume increased by 26.0%. The average export price in 2023 reaches 6,376 USD/ton, down 8.0% compared to 2022. India and China are the two main export markets of Vietnamese Star Anise reaching 7,860 tons and 4,116 tons, accounting for 7,860 tons and 4,116 tons, respectively 48.7% and 25.5% export market share.

# INSIGHT | STAR ANISEED FROM JAN TO DEC 2023



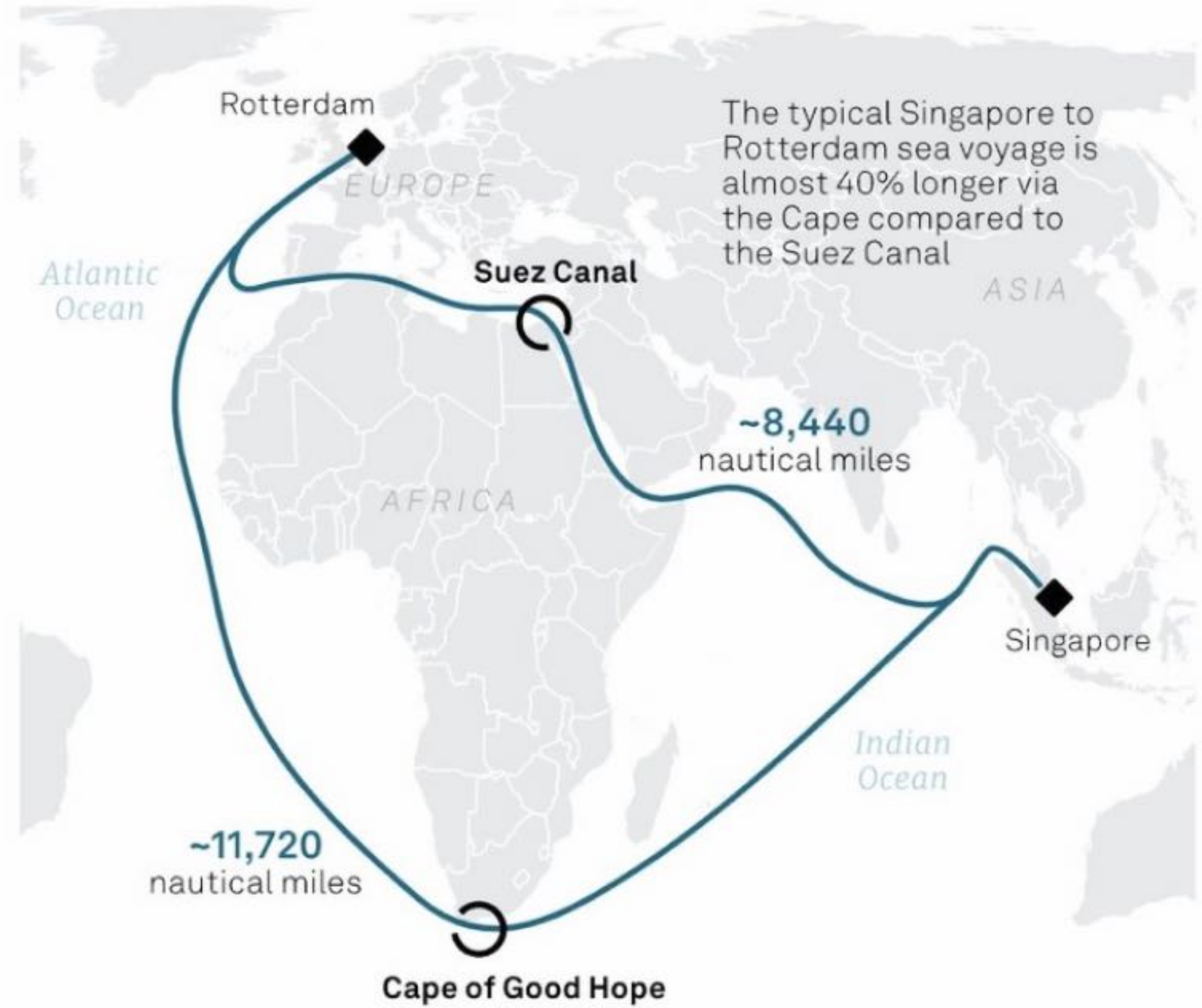
No	Country	Quantity (MT)
1	India	7,860
2	China	4,116
3	America	806
4	England	461
5	Netherlands	295
6	Taiwan	247
7	Thailand	202
8	Dominica	183
9	Korea	153
10	South Africa	141
	<b>Others</b>	<b>1,672</b>
	<b>TOTAL</b>	<b><u>16,136</u></b>

# SHIPPING



# SITUATION

## Suez Canal vs. Cape of Good Hope shipping routes



**Red Sea/Suez Canal Blocked**



**Affected Lead Times**



**Increased Costs | from 250%**

Freight rates to multiple ports such as EU/Mersin... have increased by 2.5 to 3 times. The shipping rates to the EU have increased from \$1000 for a 20FCL container and \$1500 for a 40FCL container to \$3500 for a 20FCL container and \$4850 for a 40FCL container.



# QUICK ASSESSMENT OF MAJOR IMPORT MARKETS



## INDIA

The domestic and international pepper prices in India have recorded an **increase** this week.



## INDONESIA

The prices of black and white pepper in Indonesia **continue to rise** since last week. Currently, the stock of Muntok white pepper is **very tight**.



## MALAYSIA

Only the domestic price of white pepper in Malaysia has seen a **decrease** in the past week. Meanwhile, other types of pepper remain stable and unchanged.



## SRI LANKA

The domestic price of pepper in Sri Lanka has recorded an **increase** in the past week due to the impact of the Sri Lankan Rupee appreciating by 1% against the USD (322.24 LKR/USD).



## BRAZIL, CAMBODIA, CHINA

The prices of black pepper from Brazil, black pepper from Cambodia, and white pepper from China remain stable this week.






PTEXIM CORP

# GUARANTEED LEAD CONTENT

**We Can Offer Cassia Products  
According To European And American  
Standards With Guaranteed LEAD  
Content Of 1ppm And 2ppm. COUMARIN  
2000ppm Or 3000ppm. Metal Powder As  
KFDA Standard.**

Please Contact For Further Demand For Cassia Stick / Cassia Split / Cassia Broken / Cassia Powder ...



**"Driven by the aspiration for sustainable development and the provision of clean, high-quality products that prioritize public health while upholding environmental and resource preservation, PTEXIM has undertaken the expansion of its Cassia raw material area in adherence to the UEBT**

**PTEXIM Is Replicating Cassia Cultivation Areas In Alignment With The UEBT Standards.**



**462**  
Ha

**6.938**  
Mt  
Fresh

**2.000**  
Mt  
dried



# STAR ANIS

We can offer Star anise with premium quality and ensure European standards for Pesticide/ Anthraquinone/ PAH... etc.



PTEXIM CO

# Desiccated Coconut



**The market stable and all  
unchanged from last week.**



# OTHERS SPICES



CINNAMON (CASSIA) / TURMERIC / STAR ANISE / GINGER

## GINGER



Please send us any request for Ginger Sliced/ Polished Ginger Finger/ Ginger Powder....

## TURMERIC



Please contact for further demand for Turmeric Sliced/ Polished Turmeric Finger / Turmeric Powder ....

PTEXIM CORP

# ORGANIC STEAM STERILIZED PEPPER




	☰ ITEM		 EU MAINT PORT	 NY/BAL
NO		FOB (USD/MT)		
1	<b>Organic Steam Sterilized Pepper 550G/L</b>	\$6.359	\$6.602	\$6.515
2	<b>Organic Steam Sterilized Pepper 570G/L</b>	\$6.465	\$6.707	\$6.621
3	<b>Steam Sterilized White Pepper 630G/L</b>	<b>Full Booked - Please contact</b>		

## ORGANIC CASSIA ( CINNAMON )

6	<b>ORGANIC WHOLE CASSIA;</b>	\$3.461
7	<b>ORGANIC CASSIA SPLIT;</b>	\$3.113
8	<b>ORGANIC CASSIA BROKEN MACHINE CLEANED 3.5% VO;</b>	\$3.296
9	<b>ORGANIC CASSIA STICK ROLLED 90%;</b>	\$5.386
10	<b>ORGANIC CASSIA POWDER STEAM STERILIZED 3% VO;</b>	\$3.769



# WHOLE PEPPER

				
NO	ITEM	FOB (USD/MT)	EU MAINT PORT	NY/BAL
1	<b>VBP 500 G/L FAQ</b>	\$3.554	\$3.797	\$3.710
2	<b>VBP 550 G/L FAQ</b>	\$3.822	\$4.065	\$3.978
3	<b>VBP 500 G/L Double Spiral Cleaned</b>	\$3.874	\$4.117	\$4.030
4	<b>VBP 550 G/L Double Spiral Cleaned</b>	\$3.943	\$4.186	\$4.099
5	<b>VBP 570 G/L Double ASTA</b>	\$4.013	\$4.255	\$4.169
6	<b>VBP 5MM Jumbo Size</b>	\$4.137	\$4.379	\$4.293
7	<b>White PEPPER 630 G/L DW</b>	\$5.479	\$5.722	\$5.635
8	<b>White PEPPER 630 G/L ASTA</b>	\$5.522	\$5.764	\$5.678

**STEAM**




**STERILIZED**

**PEPPER &**

**PESTICIDE**

**GUARANTEE**

**EU COMPLIANCE**

				
	ITEM	FOB (USD/MT)	EU MAINT PORT	NY/BAL
NO				
1	Steam Sterilized Pepper 500G/L	\$4.099	\$4.341	\$4.255
2	Steam Sterilized Pepper 550G/L	\$4.239	\$4.482	\$4.395
3	Steam Sterilized Pepper 570G/L	\$4.310	\$4.553	\$4.466
4	Steam Sterilized Pepper 5MM	\$4.394	\$4.637	\$4.550
5	Steam Sterilized White Pepper 630G/L	\$5.904	\$6.147	\$6.060

**STEAM STERILIZED PEPPER – EU COMPLIANCE**

6	Steam Sterilized Pepper 500G/L	\$4.279	\$4.521	\$4.435
7	Steam Sterilized Pepper 550G/L	\$4.419	\$4.662	\$4.575
8	Steam Sterilized Pepper 570G/L	\$4.490	\$4.733	\$4.646
9	Steam Sterilized Pepper 5MM	\$4.574	\$4.817	\$4.730
10	Steam Sterilized White Pepper 630G/L	\$6.084	\$6.327	\$6.240



# CASSIA ( CINNAMON) GUARANTEE LEAD & METAL POWDER



ITEM	FOB	NOTE
CASSIA POWDER 2.5% VO	2.624	2.5% VO
CASSIA POWDER 3% VO	3.054	3% VO
CASSIA BROKEN MACHINE CLEANED 2.5% VO	2.524	2.5% VO
CASSIA BROKEN MACHINE CLEANED 3% VO	2.782	3% VO

**10 ppm**  
METAL POWDER



# CASSIA ( CINNAMON) GUARANTEE COUMARIN

ITEM	FOB	NOTE
CASSIA POWDER 2.5% VO	2.467	2.5% VO
CASSIA POWDER 3% VO	2.854	3% VO
CASSIA BROKEN MACHINE CLEANED 2.5% VO	2.424	2.5% VO
CASSIA BROKEN MACHINE CLEANED 3% VO	2.682	3% VO

**1-2 ppm** LEAD CONTENT  
**2000-3000 ppm** COUMARIN CONTENT



**EU & US STANDARDS**

# CASSIA (CINNAMON) & STAR ANISE

NO	ITEM	FOB	NOTE
1	CASSIA POWDER STEAM STERILIZED 2.5% VO;	\$2.925	2.5% VO
2	CASSIA POWDER STEAM STERILIZED 3% VO;	\$3.351	3% VO
3	CASSIA BROKEN STEAM STERILIZED 2.5% VO;	\$3.041	2.5% VO
4	CASSIA BROKEN STEAM STERILIZED 3% VO;	\$3.269	3% VO



## STAR ANISE

NO	ITEM	FOB	NOTE
1	STAR ANISE SPRING CROP	\$7.104	2.0cm, 80% up
2	STAR ANISE AUTUMN CROP;	\$7.533	2.5cm, 80% up
3	STAR ANISE SUNDRIED EU COMPLIANCE;	\$7.833	2.5cm, 80% up

# CASSIA (CINNAMON)



NO	ITEM	FOB	NOTE
1	WHOLE CASSIA;	\$2.961	>4% VO
2	CASSIA SPLIT;	\$2.613	>3.5% VO
3	CASSIA BROKEN MACHINE CLEANED 2% VO;	\$2.024	>2% VO
4	CASSIA BROKEN MACHINE CLEANED 2.5% VO;	\$2.324	>2.5% VO
5	CASSIA BROKEN MACHINE CLEANED 3% VO;	\$2.582	>3% VO
6	CASSIA BROKEN MACHINE CLEANED 3.5% VO;	\$2.796	>3.5% VO
7	CASSIA BROKEN MACHINE CLEANED 4% VO;	\$3.097	>4% VO
8	CASSIA STICK ROLLED 90%;	\$4.886	>4% VO
9	CASSIA LONG STICK	\$4.585	>4% VO
10	CASSIA POWDER 1 - 1.5% VO;	\$1.595	1-1.5% VO
11	CASSIA POWDER 2% VO;	\$2.153	2% VO
12	CASSIA POWDER 2.5% VO;	\$2.367	2.5% VO
13	CASSIA POWDER 3% VO;	\$2.754	3% VO

# Desiccated Coconut

## NORMAL QUALITY

ITEM	FOB (\$/MT)	FAT
DESICCATED COCONUT HIGHT FAT MEDIUM GRADE	\$1.796	60-63%
DESICCATED COCONUT HIGHT FAT FINE GRADE	\$1.709	60-63%
DESICCATED COCONUT MEDIUM FAT FINE GRADE	\$1.579	50-55%
DESICCATED COCONUT LOW FAT FINE GRADE	\$929	30-35%

## EU QUALITY – BRC FACTORY

ITEM	FOB (\$/MT)	FAT
DESICCATED COCONUT HIGHT FAT MEDIUM GRADE	\$1.882	MIN 63%
DESICCATED COCONUT HIGHT FAT FINE GRADE	\$1.839	MIN 63%
DESICCATED COCONUT CHIPS GRADE	\$2.840	MIN 63%
DESICCATED COCONUT FLAKES GRADE	\$2.840	MIN 63%



# TURMERIC GINGER



## TURMERIC

NO	☰ ITEM	🏛️ FOB
1	TURMERIC FINGER;	\$1.777
2	POLISHED TURMERIC FINGER;	\$1.777
3	TURMERIC POWDER;	\$1.691
4	TURMERIC SLICE SUN DRIED;	\$1.820
5	WASHED TURMERIC SLICE SUN DRIED;	\$1.820
6	TURMERIC SLICE MACHINE DRIED;	\$1.777

## GINGER

NO	☰ ITEM	🏛️ FOB
1	GINGER POWDER	\$ 2.463
2	GINGER SLICED	\$ 3.107
3	POLISHED GINGER FINGER	\$ 3.107

# PEPPER POWDER PESTICIDE GUARANTEE



## GROUND STEAM STERILIZED BLACK PEPPER

NO	ITEM	FOB
1	- Half Cracked HTST black peppe 6 -> 8#;	\$5.189
2	- Granulate HTST black pepper 8 -> 12#;	\$5.103
3	- Coarse HTST black pepper 12 -> 14# ;	\$5.060
4	- Table HTST black pepper 18 -> 28# ;	\$4.973
5	- Fine HTST black pepper 30 -> 34# ;	\$4.887
6	- Ground HTST black pepper 40 -> 100# ;	\$4.757

## GROUND STEAM STERILIZED WHITE PEPPER

6	Ground HTST white pepper 40 > 100# ;	\$6.641
---	--------------------------------------	---------

# Yearly Report

## Week 2

### Pepper's Market Report

[www.ptexim.com.vn](http://www.ptexim.com.vn)

Please do not hesitate to send me if you have any further request.



**Hien, Nguyen Vu**  
**CEO** at PTEXIM Corp

[spices@ptexim.com.vn](mailto:spices@ptexim.com.vn)

+84 90 22222 95

43, Str. 17, An Phu Ward, Thu Duc City, Ho Chi Minh City, Vietnam

#### PTEXIM CERTIFICATE



#### PTEXIM FACTORY



**1. WHOLE SPICES FACTORY** (Daklak Province, VN)



**2. FOOD FACTORY** (Ba Ria Vung Tau Province, VN)



**3. CASSIA & STAR ANISE FACTORY** (Yen Bai Province, VN)