



PTEXIM CORP

Monthly Report

ANNUAL BLACK PEPPER'S MARKET REPORT
BY PTEXIM RESEARCH



Jan

#6&7 | 2024



Pepper Exports Insight | January 2024

EXPORTED 17,537 MT	TURNOVER 70.1 MIL \$	CHANGE ↓13.3% COMPARED TO DECEMBER
AVERAGE 3,851 \$/TON BLACK PEPPER	AVERAGE 5,310 \$/TON WHITE PEPPER	TOP BUYER U.S.A 4,774 MT

KEY POINTS

- Last week, the price of black pepper increased by +0.6% VND, equivalent to a 0.6% increase to last week.
- There is a significant demand for black pepper in Asia, and Africa for immediate supply.
- The largest market, China, is preparing for the new 2024 crop.
- Vietnam has started a long holiday on January 15, 2024.



www.ptexim.com.vn

PHUC THINH EXPORT IMPORT INVESTMENT CORPORATION (PTEXIM CORP)
ADD : 43, STREET 17, AN PHU WARD, DISTRICT 2, HOCHIMINH CITY, VIETNAM.

Weekly Insights

+3.6%
to last 2 week

No 6&7



KEY POINTS WEEK 6 & 7

+3.6%
to last 2 week

Last 2 weeks, the price of black pepper increased from 84,000 VND to 87,000 VND, equivalent to a 3.6% increase.



There is a significant demand from various markets such as the US, EU, Asia, and Africa for immediate delivery orders in the first quarter of 2024.



The largest market, China, continues to not participate in purchasing for the new 2024 crop.

**2024
HOLIDAY**

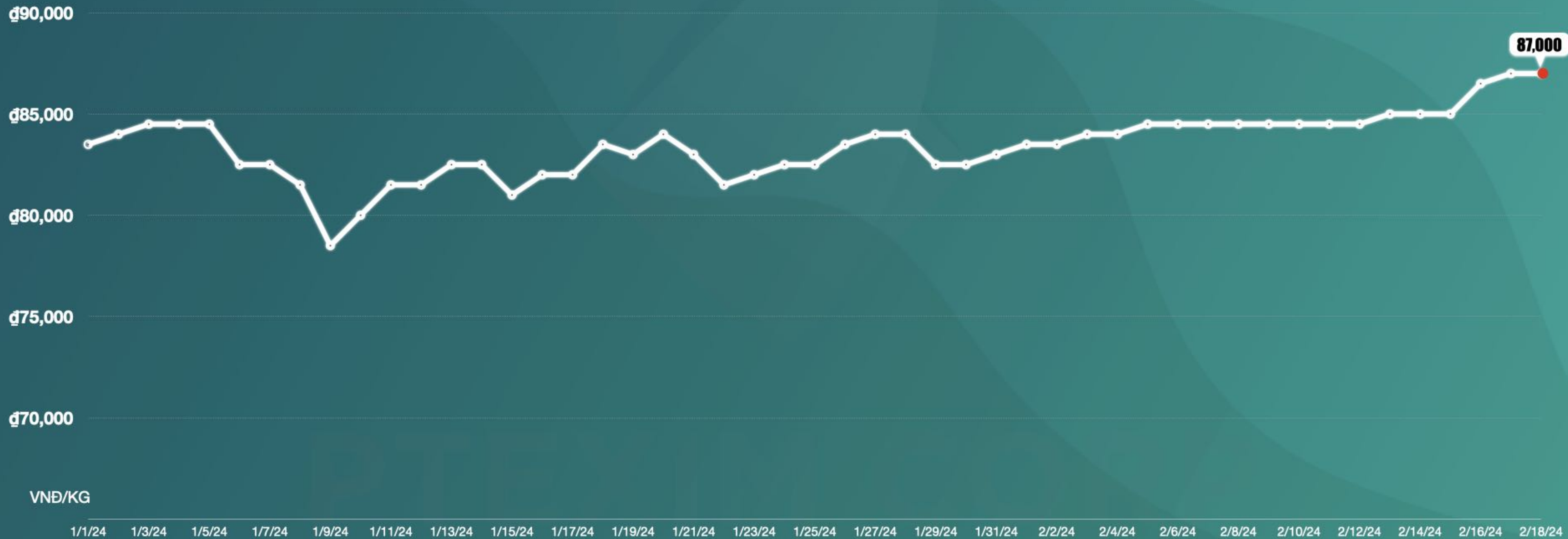
Vietnam has started a long Tet holiday and will resume work on February 15, 2024. Farmers/ collectors start to **work again on February 19th, 2024.**

FROM JAN 2024 - 18 FEB 2024

VIETNAM BLACK PEPPER PRICE CHART

i The price of black pepper increased from 83,500 VND on January 1, 2024, to 87,000 VND on February 18, 2024, corresponding to a **4.2% increase**.

i In most of the key black pepper growing areas in Vietnam, the main harvest has started from February 19, 2024, and will continue until the end of March 2024.



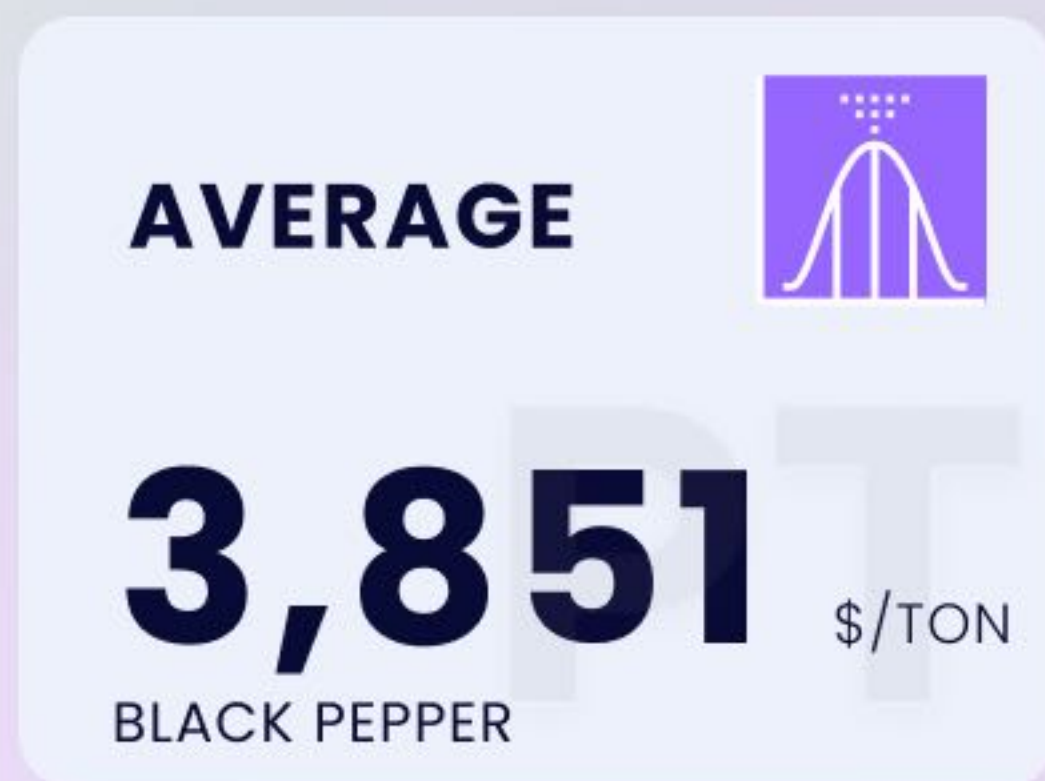
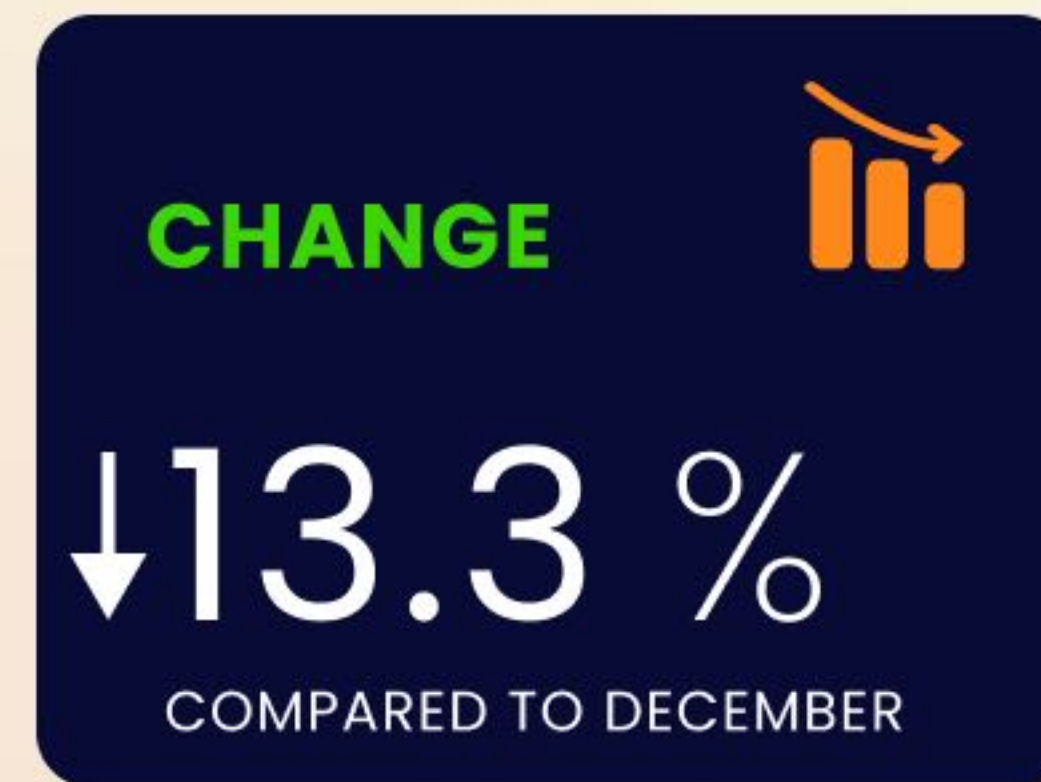
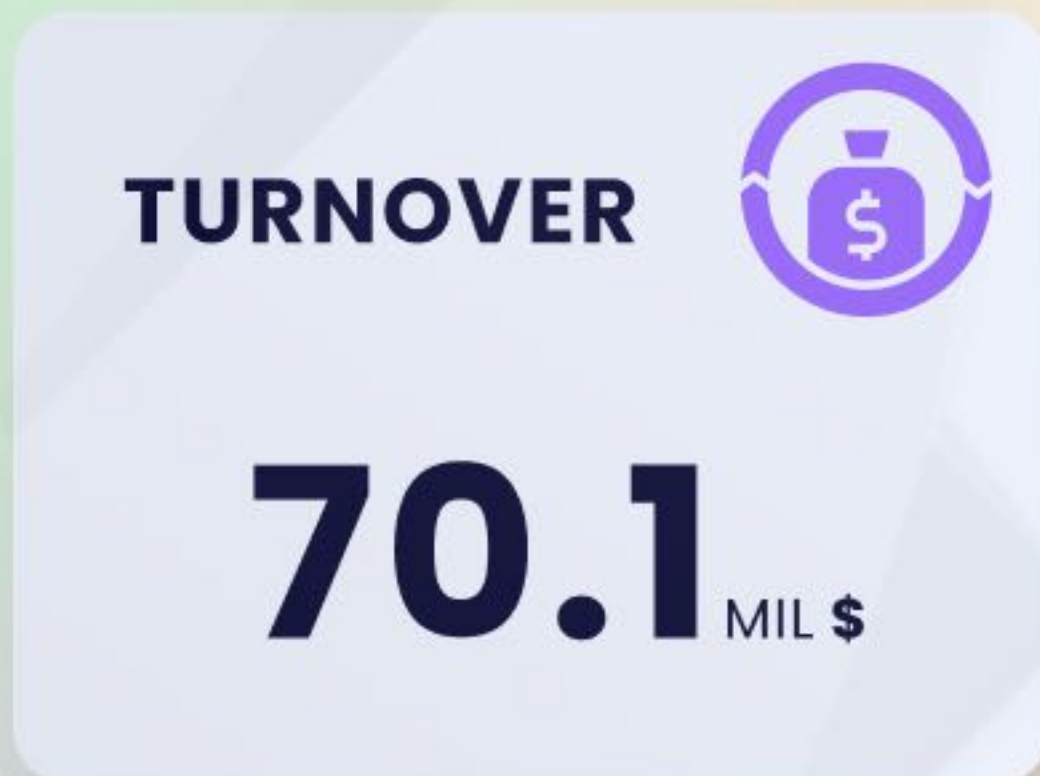
VND/KG

1/1/24 1/3/24 1/5/24 1/7/24 1/9/24 1/11/24 1/13/24 1/15/24 1/17/24 1/19/24 1/21/24 1/23/24 1/25/24 1/27/24 1/29/24 1/31/24 2/2/24 2/4/24 2/6/24 2/8/24 2/10/24 2/12/24 2/14/24 2/16/24 2/18/24

JAN

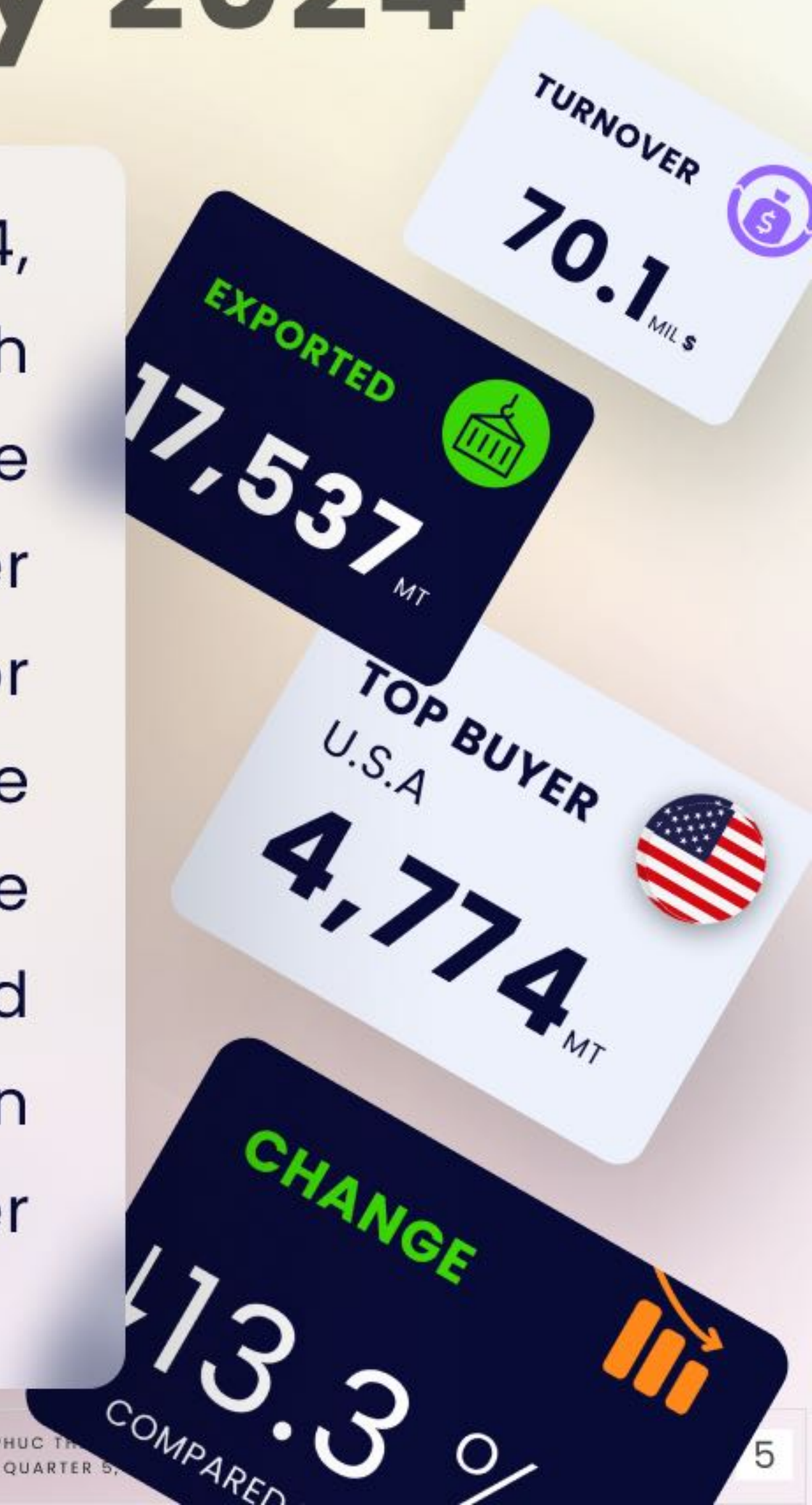
FEB

Pepper Exports Insight | January 2024



Pepper Exports Insight | January 2024

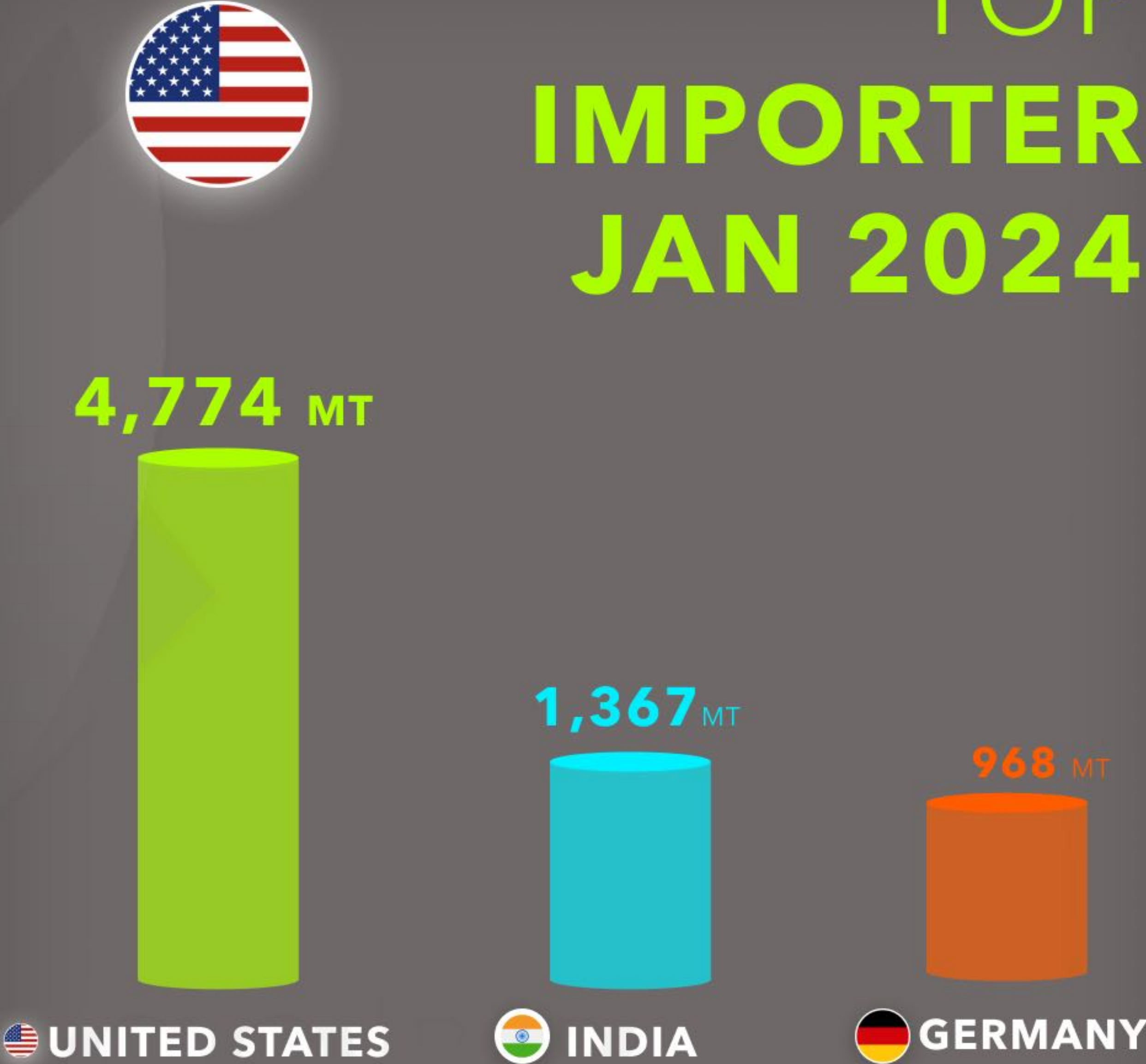
According to the preliminary statistics from VPSA, in January 2024, Vietnam exported 17,537 tons of various types of black pepper, with 15,434 tons of black pepper and 2,103 tons of white pepper. The total export turnover reached 70.1 million USD, with black pepper accounting for 59.0 million USD and white pepper accounting for 11.1 million USD. Compared to December, the export volume decreased by 13.3% and the turnover decreased by 9.7%. The average export price of black pepper in January 2024 reached 3,851 USD/ton, while white pepper reached 5,310 USD/ton, an increase of 3.3% for black pepper and 2.3% for white pepper compared to December 2023.



Pepper Exports Insight | Jan 2024

Compared with the same previous year, Vietnam has exported in January 2024 increased 4.884 tons, equivalent increased 38.5% compared with January 2023(Vietnam exported 12,653 tons). The United States continued to be the main export market for Vietnamese black pepper in January, reaching 4,774 tons and accounting for 27.2% of the market share. However, this represented a 23.1% decrease compared to December. India was the second-largest export market, with 1,367 tons, accounting for 7.8% and increasing by 35.2%. Export to China decreased by 54.8% to 466 tons.

TOP IMPORTER JAN 2024



Pepper Exports Insight | JAN 2024



No	Country	Value (\$)	Quantity (Mt)
1	America	19,713,451	4,774
2	India	5,495,586	1,367
3	Germany	4,441,503	968
4	Netherlands	3,907,688	853
5	Korea	3,221,588	790
6	Philippine	2,678,105	768
7	United Arab	1,866,188	523
8	England	2,000,912	479
9	France	1,639,350	479
10	China	1,325,493	466
	Others	23,801,406	6,070
	TOTAL	\$70,091,270	17,537

TOP 10 ASIA COUNTRIES IMPORT PEPPER FROM VIETNAM JANUARY 2024



India

1.367



Korea

790



Philippine

768



U.A.E

523



China

466



Thailand

456



Pakistan

411



Japan

345



Iran

280



Saudi Arabia

270[•] MT



TOP 5 US COUNTRIES IMPORT PEPPER

PEPPER FROM VIETNAM JANUARY 2024



America

4.774*



Canada

291



Mexico

57



CHILE

38



Guatemala

35 • MT





TOP 10 EU COUNTRIES IMPORT PEPPER

PEPPER FROM VIETNAM JANUARY 2024



Germany

968



Netherlands

853



England

479



France

479



Russia

278



Spain

272



Turkey

204



Poland

165



Italy

160



Greece

122

• MT



TOP 5 AFRICA COUNTRIES IMPORT PEPPER FROM VIETNAM JANUARY 2024



Egypt

442*



Senegal

218



South Africa

140



Ghana

95



Morocco

93

• MT



PEPPER IMPORTING

IN JANUARY 2024

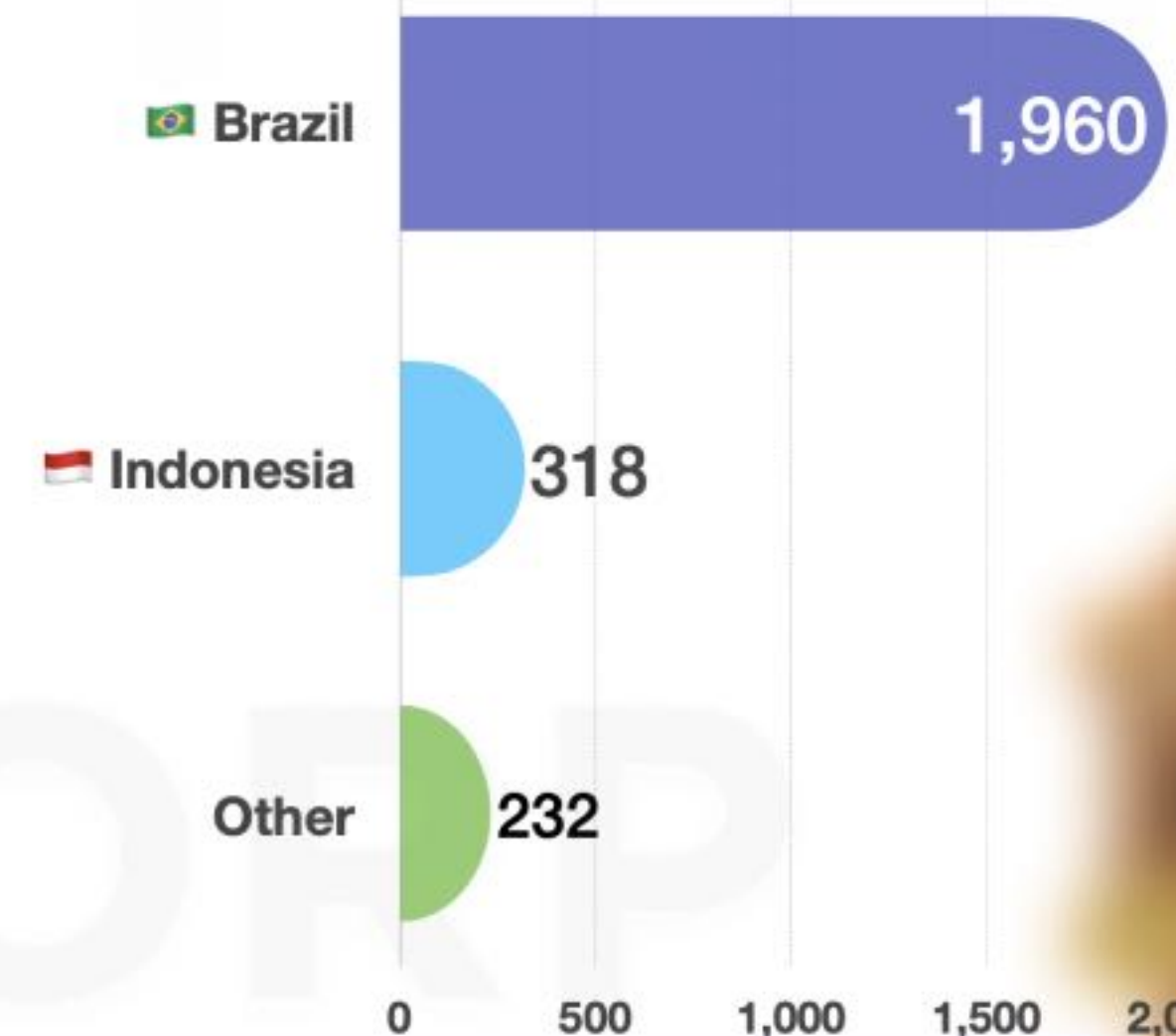
According to the preliminary statistics from VPSA, in January 2024, Vietnam imported 2,510 tons of black pepper, with 2,379 tons of black pepper and 131 tons of white pepper. The total import turnover reached 9.0 million USD, representing a 22.6% increase compared to December. The majority of imports came from Brazil, reaching 1,960 tons, accounting for 78.1% and increasing by 54.0% compared to December 2023.



2,510 MT

Import Black Pepper

IMPORT VOLUME CHART BY COUNTRY





PTEXIM RESEARCH

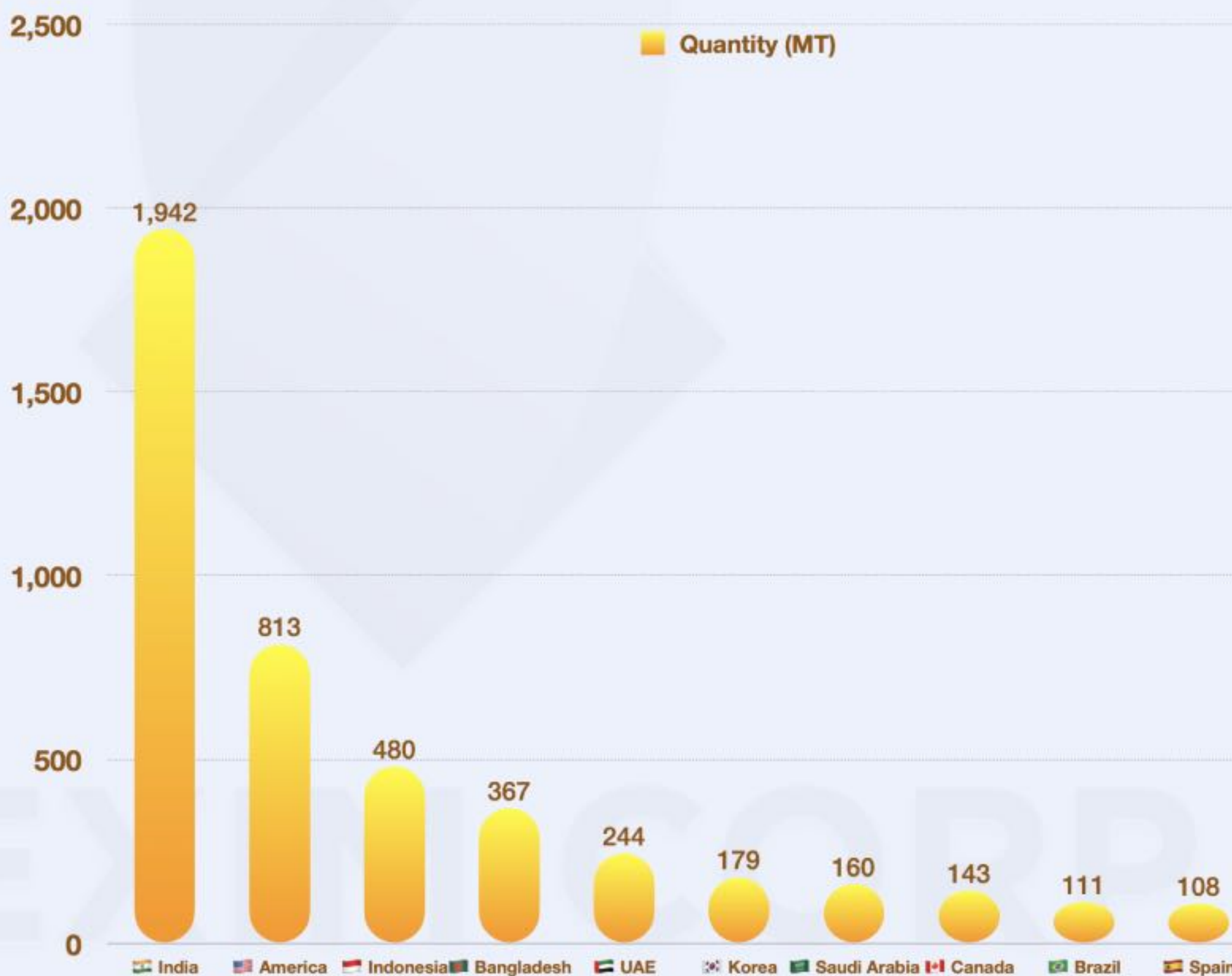
PTEXIM CORP

CASSIA EXPORTING REPORT

Cassia Exports Insight | January 2024

Preliminary statistics of VPSA, in January 2024, Vietnam exported 6,452 tons of Cassia, total export turnover reached 18.4 million USD, compared to December 2023, the export volume decreased by 13.3%. India and the United States continue to be the two main export markets of Vietnamese cinnamon reaching 1,912 and 813 tons.

TOP 10 CASSIA'S IMPORTER FROM VIETNAM



EXPORTED
6,452^{MT}

TURNOVER
18.4^{MIL \$}

"Driven by the aspiration for sustainable development and the provision of clean, high-quality products that prioritize public health while upholding environmental and resource preservation, PTEXIM has undertaken the expansion of its Cassia raw material area in adherence to the UEBT

PTEXIM Is Replicating Cassia Cultivation Areas In Alignment With The UEBT Standards.



462
Ha

6.938
Mt
Fresh

2.000
Mt
dried



GUARANTEED LEAD CONTENT

 **1 PPM**

 **2 PPM**

 **KFDA STANDARD**






PTEXIM CORP

GUARANTEED LEAD CONTENT

**We Can Offer Cassia Products
According To European And American
Standards With Guaranteed LEAD
Content Of 1ppm And 2ppm. COUMARIN
2000ppm Or 3000ppm. Metal Powder As
KFDA Standard.**

Please Contact For Further Demand For Cassia Stick / Cassia Split / Cassia Broken / Cassia Powder ...





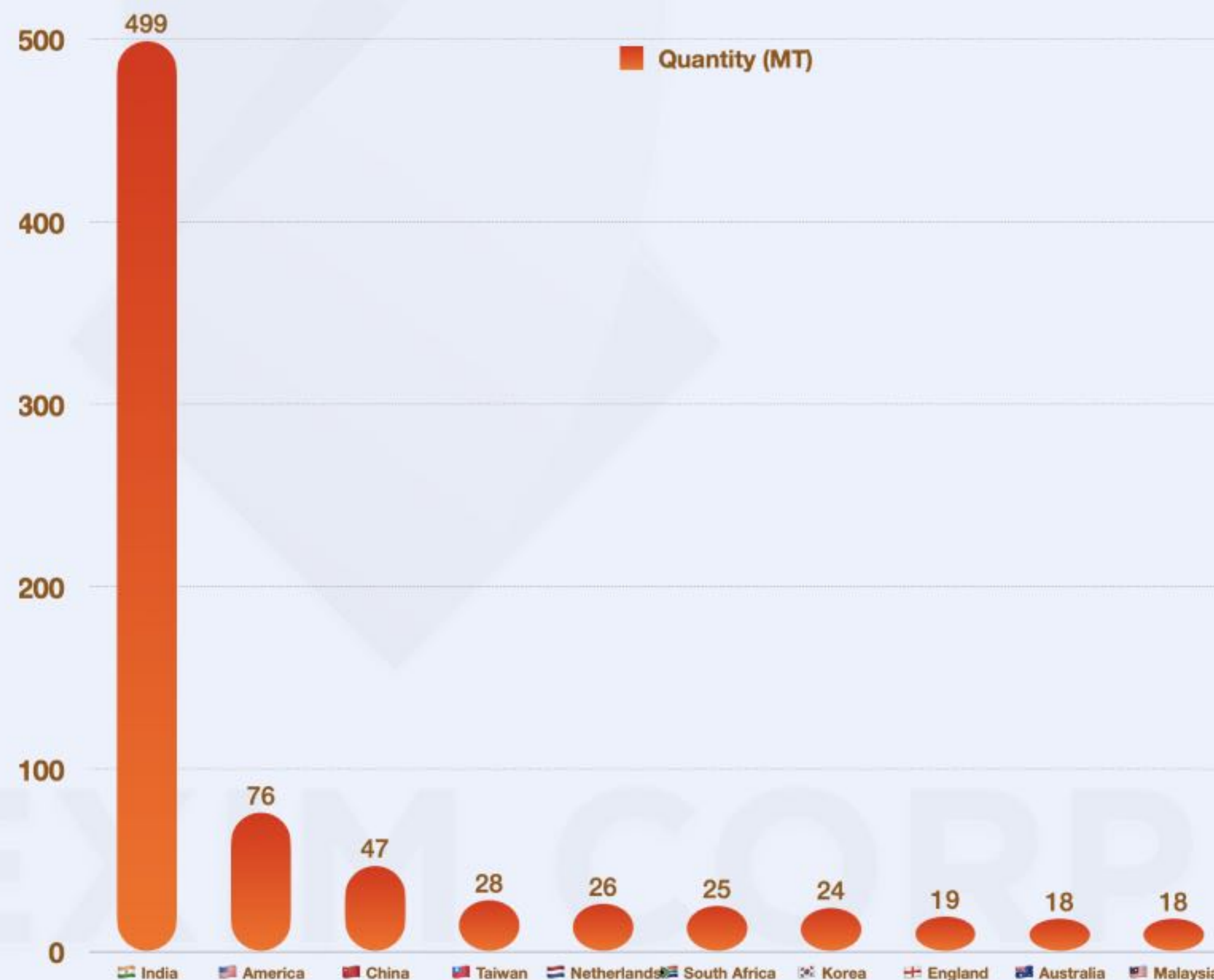
PTEXIM RESEARCH

STAR ANISE EXPORTING REPORT

Star Anise Exports Insight | January 2024

Preliminary statistics of VPSA, in January 2024, Vietnam exported 879 tons of Star Anise, turnover reached 4.5 million USD, compared to December 2023, the export volume decreased by 18.8%. India is the main export market of Vietnamese Star Anise, reaching 499 tons, accounting for 56.8% of exports in the month.

TOP 10 STAR ANISE'S IMPORTER FROM VIETNAM





STAR ANIS

We can offer Star anise with premium quality and ensure European standards for Pesticide/ Anthraquinone/ PAH... etc.



PTEXIM CO

Desiccated Coconut

/// The market uptrend and very limited raw material offer available on the market.



OTHERS SPICES



CINNAMON (CASSIA) / TURMERIC / STAR ANISE / GINGER

GINGER



Please send us any request for Ginger Sliced/ Polished Ginger Finger/ Ginger Powder....

TURMERIC



Please contact for further demand for Turmeric Sliced/ Polished Turmeric Finger / Turmeric Powder

PTEXIM CORP

ORGANIC STEAM STERILIZED PEPPER





			 EU MAINT	 NY/BAL
NO	ITEM	FOB (USD/MT)	PORT	
1	Organic Steam Sterilized Pepper 550G/L	\$6.723	\$6.916	\$6.947
2	Organic Steam Sterilized Pepper 570G/L	\$6.835	\$7.028	\$7.059
3	Steam Sterilized White Pepper 630G/L	\$10.160	\$10.352	\$10.384

ORGANIC CASSIA (CINNAMON)

6	ORGANIC WHOLE CASSIA;		\$3.461
7	ORGANIC CASSIA SPLIT;		\$3.113
8	ORGANIC CASSIA BROKEN MACHINE CLEANED 3.5% VO;		\$3.296
9	ORGANIC CASSIA STICK ROLLED 90%;		\$5.386
10	ORGANIC CASSIA POWDER STEAM STERILIZED 3% VO;		\$3.769



WHOLE PEPPER

				
NO	ITEM	FOB (USD/MT)	EU MAINT PORT	NY/BAL
1	VBP 500 G/L FAQ	\$3.766	\$3.959	\$3.990
2	VBP 550 G/L FAQ	\$4.047	\$4.240	\$4.271
3	VBP 500 G/L Double Spiral Cleaned	\$4.102	\$4.295	\$4.326
4	VBP 550 G/L Double Spiral Cleaned	\$4.176	\$4.369	\$4.400
5	VBP 570 G/L Double ASTA	\$4.249	\$4.442	\$4.473
6	VBP 5MM Jumbo Size	\$4.382	\$4.575	\$4.606
7	White PEPPER 630 G/L DW	\$5.734	\$5.927	\$5.958
8	White PEPPER 630 G/L ASTA	\$5.777	\$5.969	\$6.001

STEAM




STERILIZED

PEPPER &

PESTICIDE

GUARANTEE

EU COMPLIANCE

				
	ITEM	FOB (USD/MT)	EU MAINT PORT	NY/BAL
NO				
1	Steam Sterilized Pepper 500G/L	\$4.332	\$4.525	\$4.556
2	Steam Sterilized Pepper 550G/L	\$4.482	\$4.675	\$4.706
3	Steam Sterilized Pepper 570G/L	\$4.557	\$4.749	\$4.781
4	Steam Sterilized Pepper 5MM	\$4.645	\$4.837	\$4.869
5	Steam Sterilized White Pepper 630G/L	\$6.170	\$6.363	\$6.394

STEAM STERILIZED PEPPER – EU COMPLIANCE

6	Steam Sterilized Pepper 500G/L	\$4.419	\$4.612	\$4.643
7	Steam Sterilized Pepper 550G/L	\$4.565	\$4.758	\$4.789
8	Steam Sterilized Pepper 570G/L	\$4.638	\$4.831	\$4.862
9	Steam Sterilized Pepper 5MM	\$4.724	\$4.917	\$4.948
10	Steam Sterilized White Pepper 630G/L	\$6.305	\$6.498	\$6.529

CASSIA (CINNAMON) GUARANTEE LEAD & METAL POWDER



ITEM	FOB	NOTE
CASSIA POWDER 2.5% VO	2.624	2.5% VO
CASSIA POWDER 3% VO	3.054	3% VO
CASSIA BROKEN MACHINE CLEANED 2.5% VO	2.524	2.5% VO
CASSIA BROKEN MACHINE CLEANED 3% VO	2.782	3% VO

10 ppm
METAL POWDER



CASSIA (CINNAMON) GUARANTEE COUMARIN

ITEM	FOB	NOTE
CASSIA POWDER 2.5% VO	2.467	2.5% VO
CASSIA POWDER 3% VO	2.854	3% VO
CASSIA BROKEN MACHINE CLEANED 2.5% VO	2.424	2.5% VO
CASSIA BROKEN MACHINE CLEANED 3% VO	2.682	3% VO

1-2 ppm LEAD CONTENT
2000-3000 ppm COUMARIN CONTENT

EU & US STANDARDS

CASSIA (CINNAMON)



NO	ITEM	FOB	NOTE
1	WHOLE CASSIA;	\$2.961	>4% VO
2	CASSIA SPLIT;	\$2.613	>3.5% VO
3	CASSIA BROKEN MACHINE CLEANED 2% VO;	\$2.024	>2% VO
4	CASSIA BROKEN MACHINE CLEANED 2.5% VO;	\$2.324	>2.5% VO
5	CASSIA BROKEN MACHINE CLEANED 3% VO;	\$2.582	>3% VO
6	CASSIA BROKEN MACHINE CLEANED 3.5% VO;	\$2.796	>3.5% VO
7	CASSIA BROKEN MACHINE CLEANED 4% VO;	\$3.097	>4% VO
8	CASSIA STICK ROLLED 90%;	\$4.886	>4% VO
9	CASSIA LONG STICK	\$4.585	>4% VO
10	CASSIA POWDER 1 - 1.5% VO;	\$1.595	1-1.5% VO
11	CASSIA POWDER 2% VO;	\$2.153	2% VO
12	CASSIA POWDER 2.5% VO;	\$2.367	2.5% VO
13	CASSIA POWDER 3% VO;	\$2.754	3% VO

CASSIA (CINNAMON) & STAR ANISE

NO	ITEM	FOB	NOTE
1	CASSIA POWDER STEAM STERILIZED 2.5% VO;	\$2.925	2.5% VO
2	CASSIA POWDER STEAM STERILIZED 3% VO;	\$3.351	3% VO
3	CASSIA BROKEN STEAM STERILIZED 2.5% VO;	\$3.041	2.5% VO
4	CASSIA BROKEN STEAM STERILIZED 3% VO;	\$3.269	3% VO



STAR ANISE

NO	ITEM	FOB	NOTE
1	STAR ANISE SPRING CROP	\$7.104	2.0cm, 80% up
2	STAR ANISE AUTUMN CROP;	\$7.533	2.5cm, 80% up
3	STAR ANISE SUNDRIED EU COMPLIANCE;	\$7.833	2.5cm, 80% up

TURMERIC GINGER



TURMERIC

NO	☰ ITEM	🏛️ FOB
1	TURMERIC FINGER;	\$1.648
2	POLISHED TURMERIC FINGER;	\$1.648
3	TURMERIC POWDER;	\$1.691
4	TURMERIC SLICE SUN DRIED;	\$1.820
5	WASHED TURMERIC SLICE SUN DRIED;	\$1.820
6	TURMERIC SLICE MACHINE DRIED;	\$1.777

GINGER

NO	☰ ITEM	🏛️ FOB
1	GINGER POWDER	\$ 2.463
2	GINGER SLICED	\$ 3.021
3	POLISHED GINGER FINGER	\$ 2.678

Desiccated Coconut

NORMAL QUALITY

ITEM	FOB (\$/MT)	FAT
DESICCATED COCONUT HIGHT FAT MEDIUM GRADE	\$1.926	60-63%
DESICCATED COCONUT HIGHT FAT FINE GRADE	\$1.882	60-63%
DESICCATED COCONUT MEDIUM FAT FINE GRADE	\$1.709	50-55%
DESICCATED COCONUT LOW FAT FINE GRADE	\$929	30-35%

EU QUALITY – BRC FACTORY

ITEM	FOB (\$/MT)	FAT
DESICCATED COCONUT HIGHT FAT MEDIUM GRADE	\$1.969	MIN 63%
DESICCATED COCONUT HIGHT FAT FINE GRADE	\$1.926	MIN 63%
DESICCATED COCONUT CHIPS GRADE	\$3.453	MIN 63%
DESICCATED COCONUT FLAKES GRADE	\$3.453	MIN 63%



PEPPER POWDER PESTICIDE GUARANTEE



GROUND STEAM STERILIZED BLACK PEPPER

NO	ITEM	FOB
1	- Half Cracked HTST black peppe 6 -> 8#;	\$5.395
2	- Granulate HTST black pepper 8 -> 12#;	\$5.301
4	- Table HTST black pepper 18 -> 28# ;	\$5.160
5	- Fine HTST black pepper 30 -> 34# ;	\$5.160
6	- Ground HTST black pepper 40 -> 100# ;	\$4.926

GROUND STEAM STERILIZED WHITE PEPPER

6	Ground HTST white pepper 40 > 100# ;	\$6.921
---	--------------------------------------	---------

JAN Week 6 & 7

Pepper's Market Report

www.ptexim.com.vn

Please do not hesitate to send me if you have any further request.



Hien, Nguyen Vu
CEO at PTEXIM Corp

spices@ptexim.com.vn

+84 90 22222 95

43, Str. 17, An Phu Ward, Thu Duc City, Ho Chi Minh City, Vietnam

PTEXIM CERTIFICATE



PTEXIM FACTORY



1. WHOLE SPICES FACTORY (Daklak Province, VN)



2. FOOD FACTORY (Ba Ria Vung Tau Province, VN)



3. CASSIA & STAR ANISE FACTORY (Yen Bai Province, VN)