



PTEXIM CORP

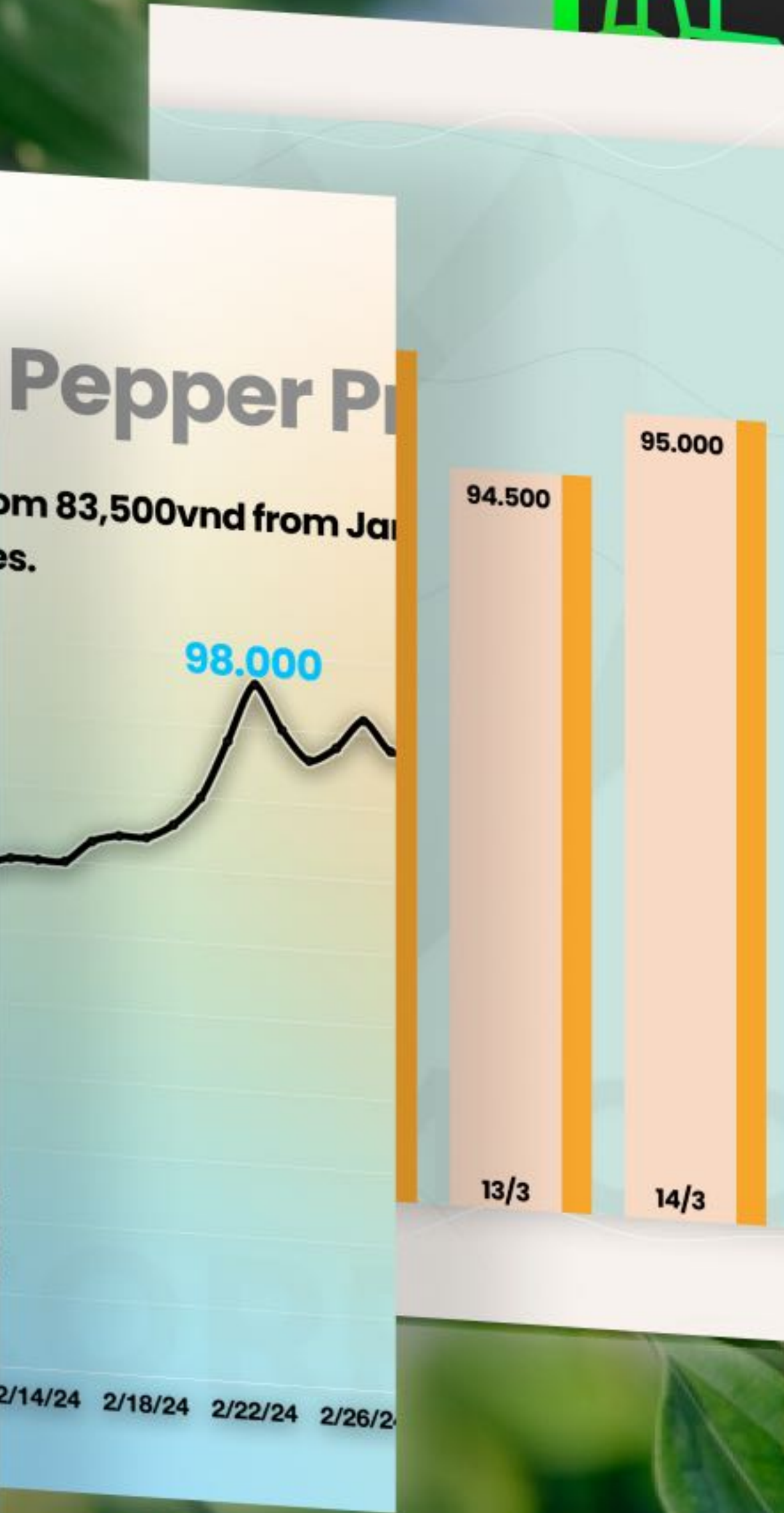
#11 FEB Monthly Report

PHUC THINH EXPORT IMPORT INVESTMENT CORPORATION (PTEXIM CORP)
ADD : 43 STREET 17, QUARTER 5, AN PHU WARD, THU DUC CITY, HO CHI MINH CITY, VIETNAM



ch 2024

#11 Weekly Insights



We would like
HARVEST
in various regi

klak 5%

K NÔNG 5%

A MONTHLY BLACK PEPPER'S MARKET REPORT 2024
BY PTEXIM RESEARCH

Pepper Exports Insight | February 2024

EXPORTED 

13,596 MT


TURNOVER 

54.8 MIL \$

CHANGE 

↓ 22.5 %

COMPARED TO JANUARY

AVERAGE 

3,826 \$/TON

BLACK PEPPER

AVERAGE 

5,655 \$/TON

WHITE PEPPER

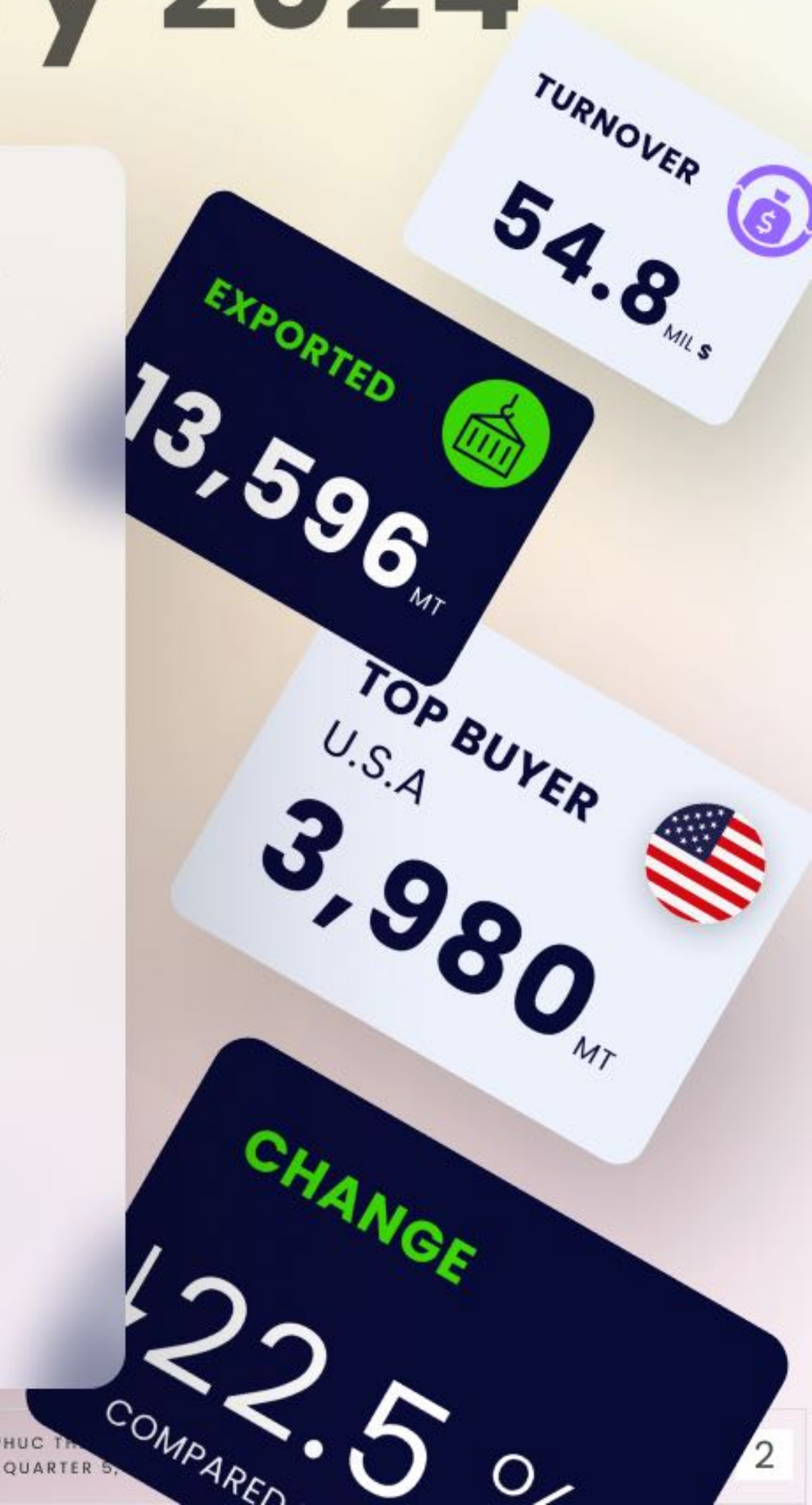
TOP BUYER 

U.S.A

3,980 MT

Pepper Exports Insight | February 2024

According to VPSA's preliminary statistics, in February 2024, Vietnam exported 13,596 tons of pepper, black pepper reached 12,027 tons, white pepper reached 1,569 tons. Total export turnover reached 54.8 million USD, black pepper reached 45.9 million USD, white pepper reached 8.9 million USD, compared to last month, export volume decreased by 22.5%, turnover decreased by 21.9%. . The average export price of black pepper in February reached 3,826 USD/ton, down 0.6% and white pepper reached 5,655 USD/ton, up 6.5% compared to January 2024.



Pepper Exports Insight | Feb 2024

The United States is the main export market of Vietnamese pepper, accounting for 29.3% reaching 3,980 tons, however compared to the previous month, it decreased by 16.6%.

PTEXIM

TOP 3 IMPORTER FEB 2024



3,980 MT



UNITED STATES

858 MT



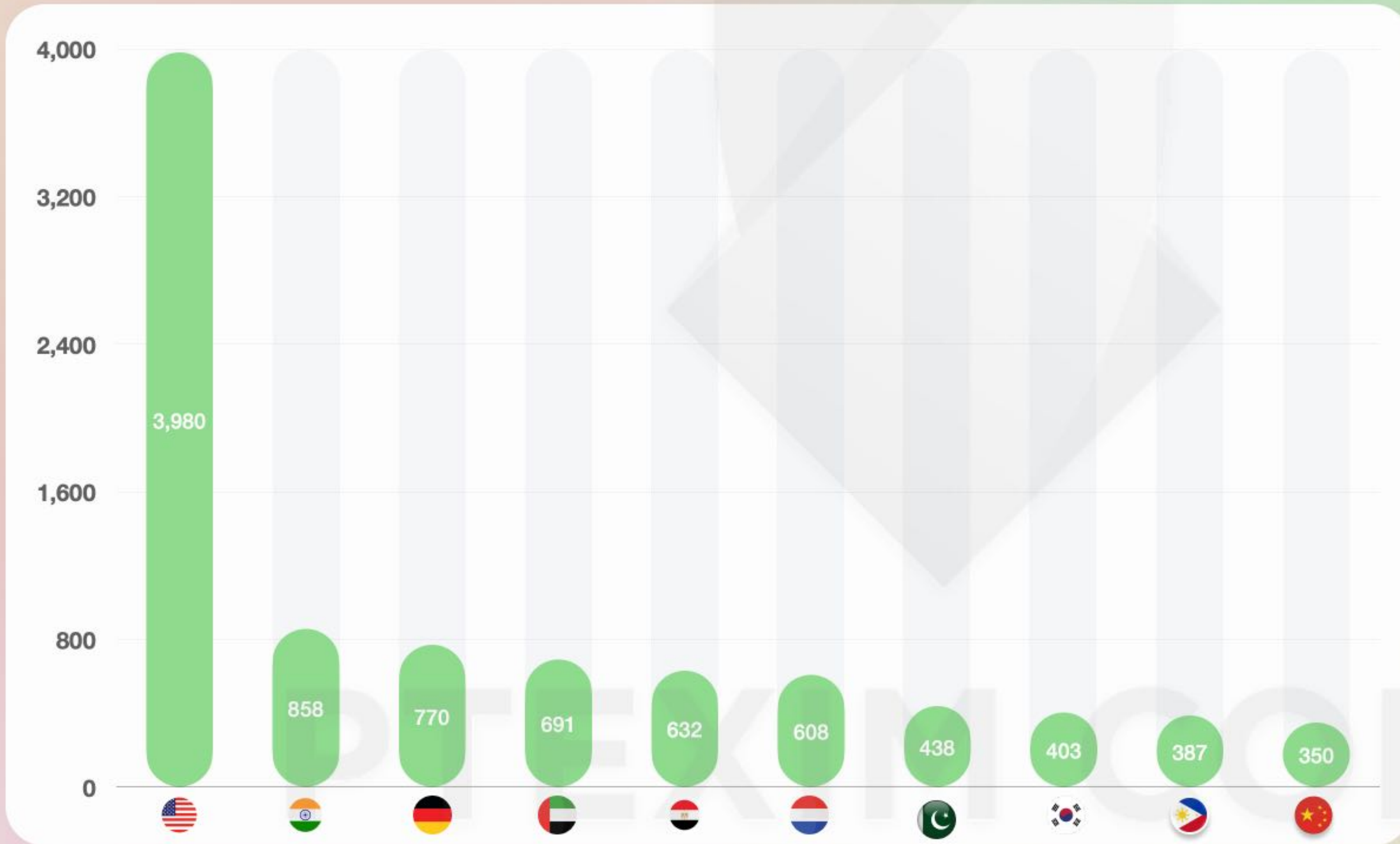
INDIA

770 MT



GERMANY

Pepper Exports Insight | FEB 2024



No	Country	Value (\$)	Quantity (Mt)
1	America	16,697,744	3,980
2	India	3,310,945	858
3	Germany	3,704,548	770
4	United Arab	2,416,708	691
5	Egypt	2,315,385	632
6	Netherlands	2,943,164	608
7	Pakistan	1,454,437	438
8	Korea	1,709,116	403
9	Philippine	961,257	387
10	China	1,207,902	350
	Others	18,034,514	4,479
	TOTAL	\$54,755,720	13,596

Pepper Exports Insight | Jan - Feb 2024

EXPORTED 

31,133 MT


TURNOVER 

124.9 MIL \$

CHANGE 

↓ 23.7 %

COMPARED TO SAME PERIOD 2023

AVERAGE 

3,840 \$/TON

BLACK PEPPER

AVERAGE 

5,459 \$/TON

WHITE PEPPER

TOP BUYER 

USA

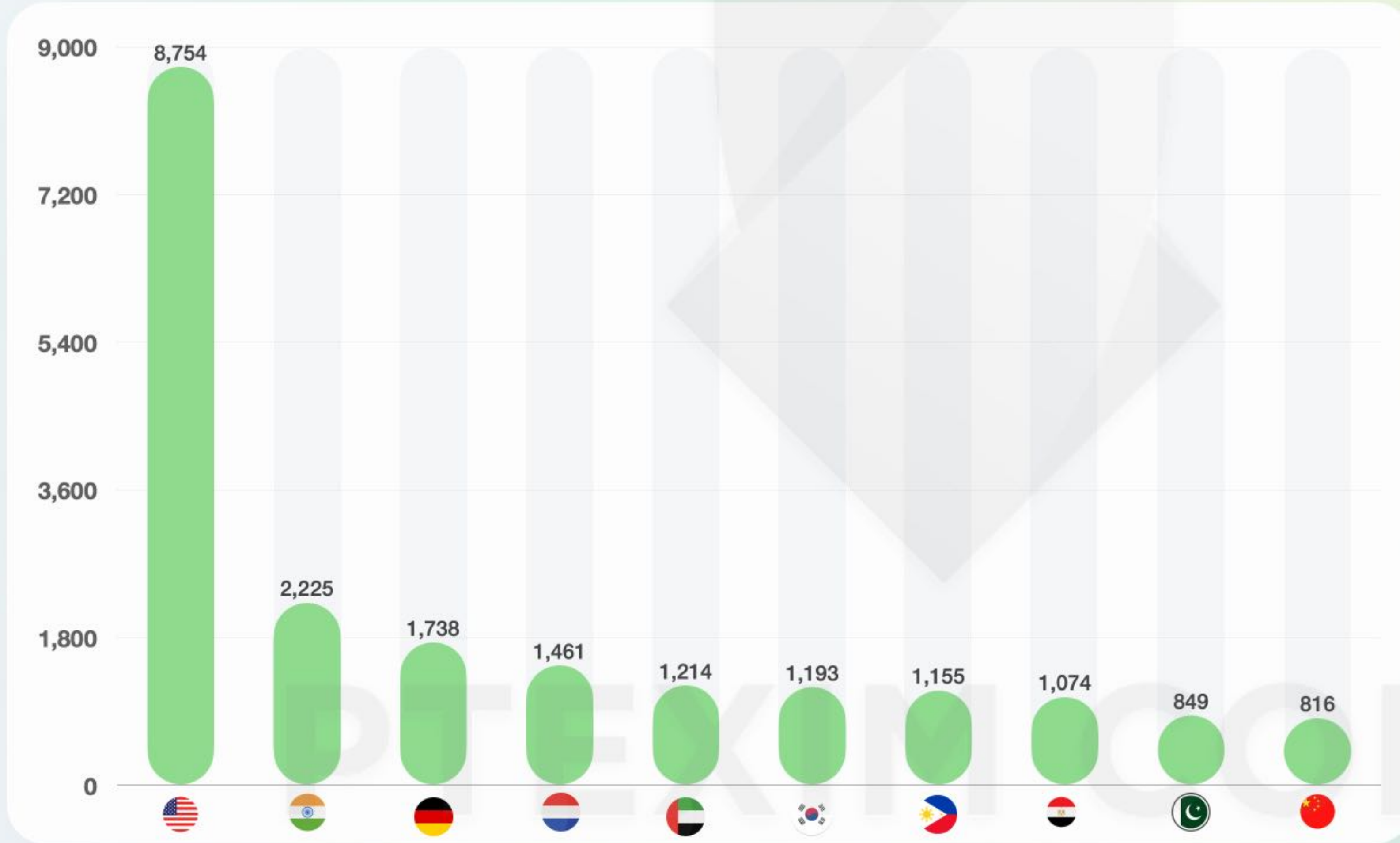
8,754 MT

Pepper Exports Insight | Jan – Feb 2024

By the end of February 2024, Vietnam had exported 31,133 tons of pepper, of which black pepper reached 27,461 tons and white pepper reached 3,672 tons. Total export turnover reached 124.9 million USD, black pepper reached 104.9 million USD, white pepper reached 20.0 million USD. Compared to the same period last year, export volume decreased by 23.7% and turnover decreased by 2.9%. The average export price of black pepper reached 3,840 USD/ton, white pepper reached 5,459 USD/ton, up 13.9% and 8.1% respectively over the same period in 2023. The United States is the largest export market of Vietnamese pepper reaching 8,754 tons, accounting for 28.1% and increasing 23.3% over the same period. Meanwhile, exports to China decreased by 92.0% to 816 tons.

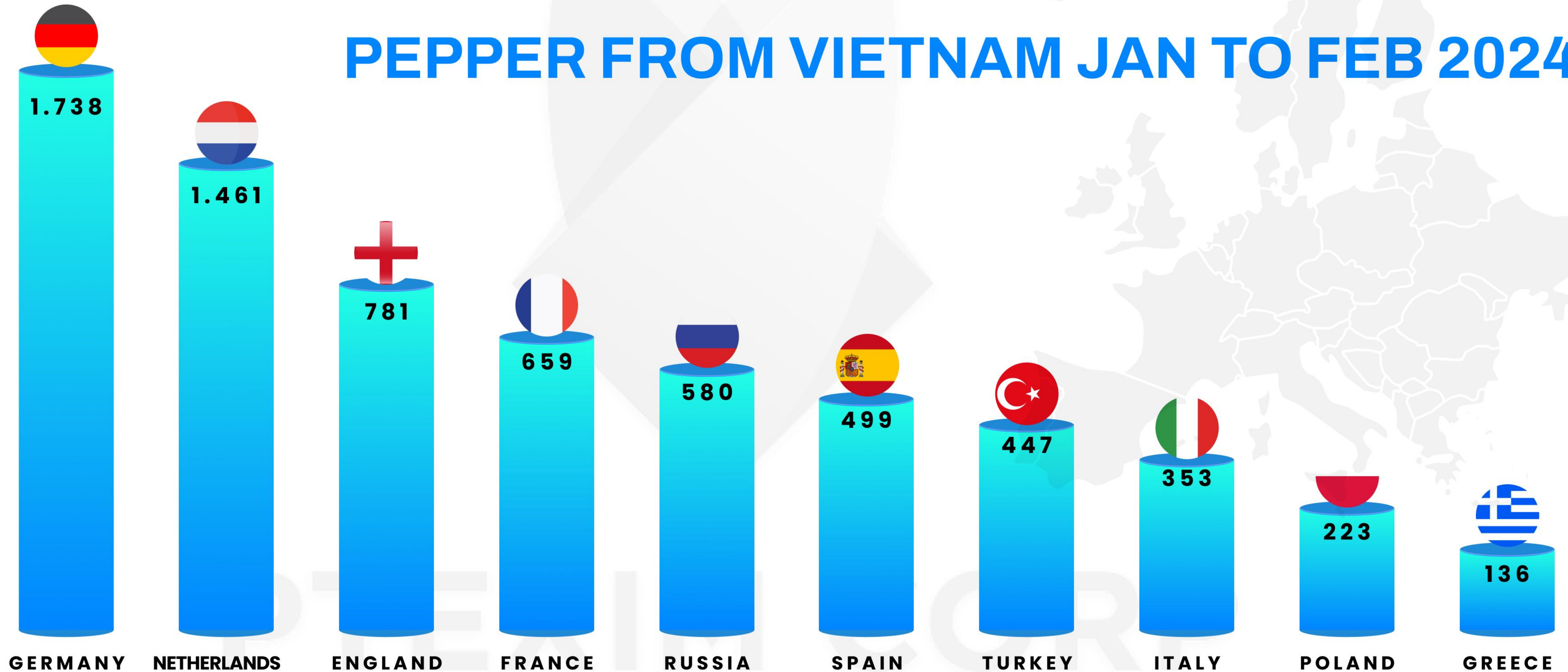


Pepper Exports Insight | Jan - Feb 2024

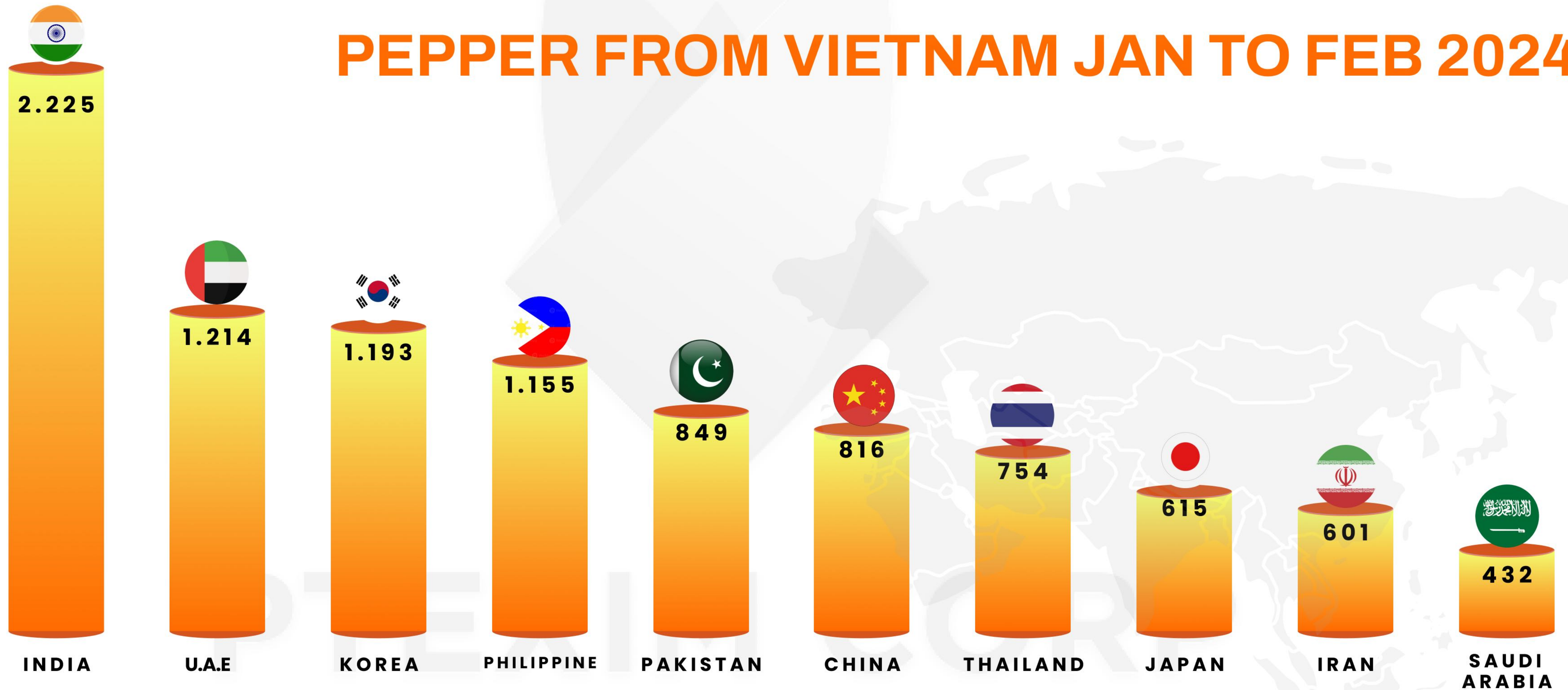


No	Country	Quantity (Mt)
1	America	8,754
2	India	2,225
3	Germany	1,738
4	Netherlands	1,461
5	United Arab	1,214
6	Korea	1,193
7	Philippine	1,155
8	Egypt	1,074
9	Pakistan	849
10	China	816
	Others	10,654
	TOTAL	31,133

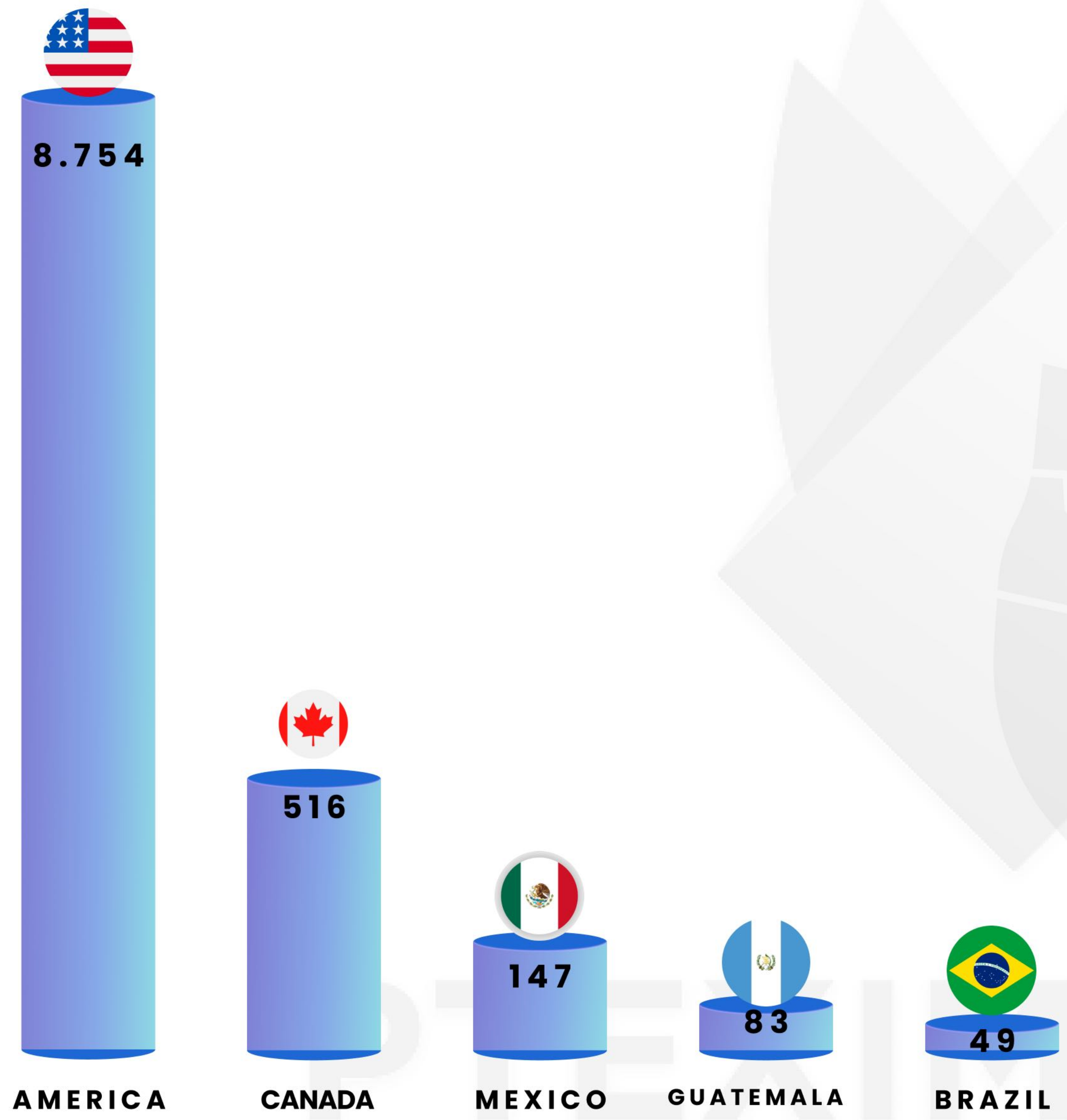
TOP 10 EU COUNTRIES IMPORT PEPPER FROM VIETNAM JAN TO FEB 2024



TOP 10 ASIA COUNTRIES IMPORT PEPPER FROM VIETNAM JAN TO FEB 2024



TOP 5 US COUNTRIES IMPORT PEPPER FROM VIETNAM JAN TO FEB 2024

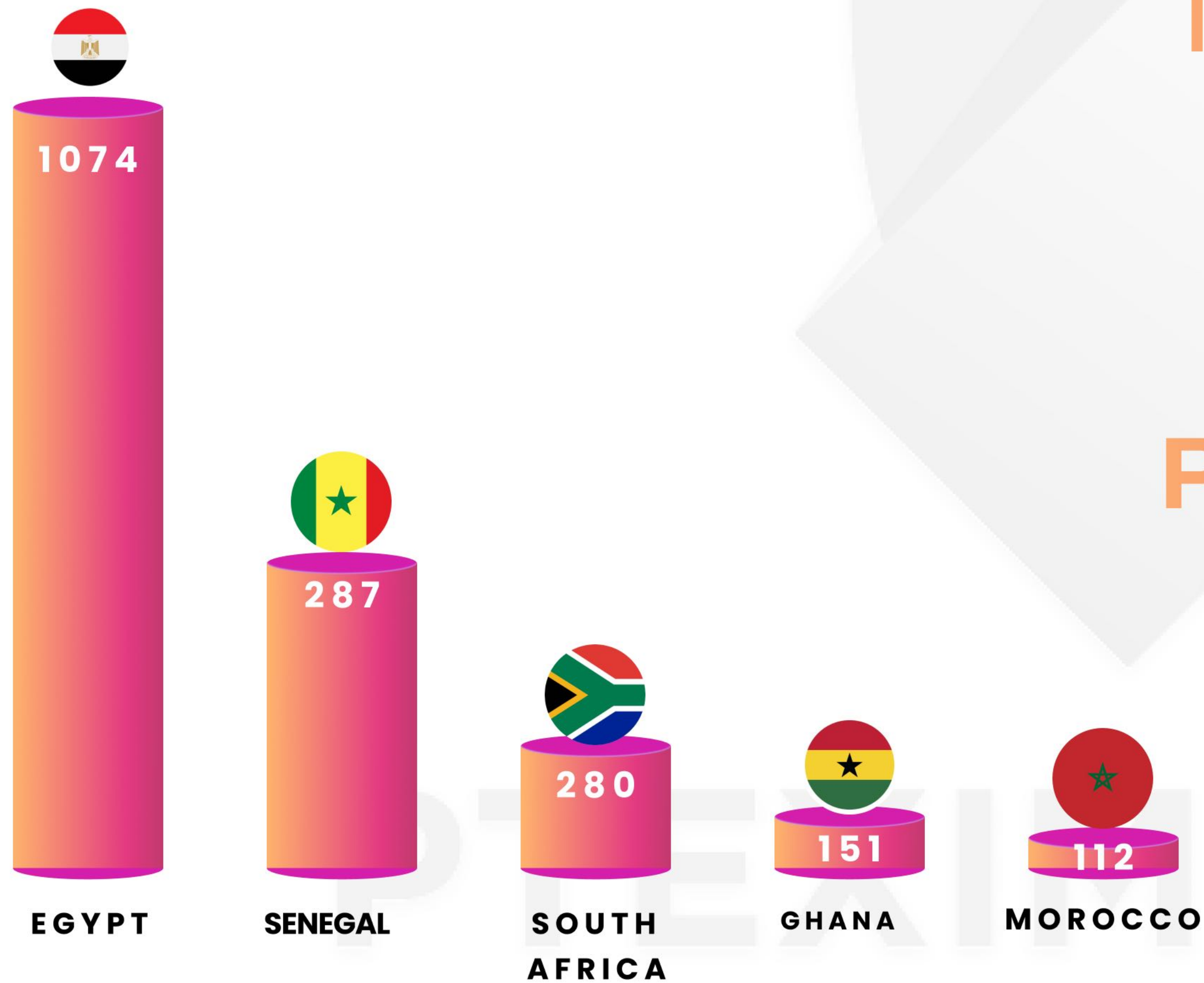


TOP 5 AFRICA

COUNTRIES IMPORT

PEPPER FROM VIETNAM


JAN TO FEB 2024



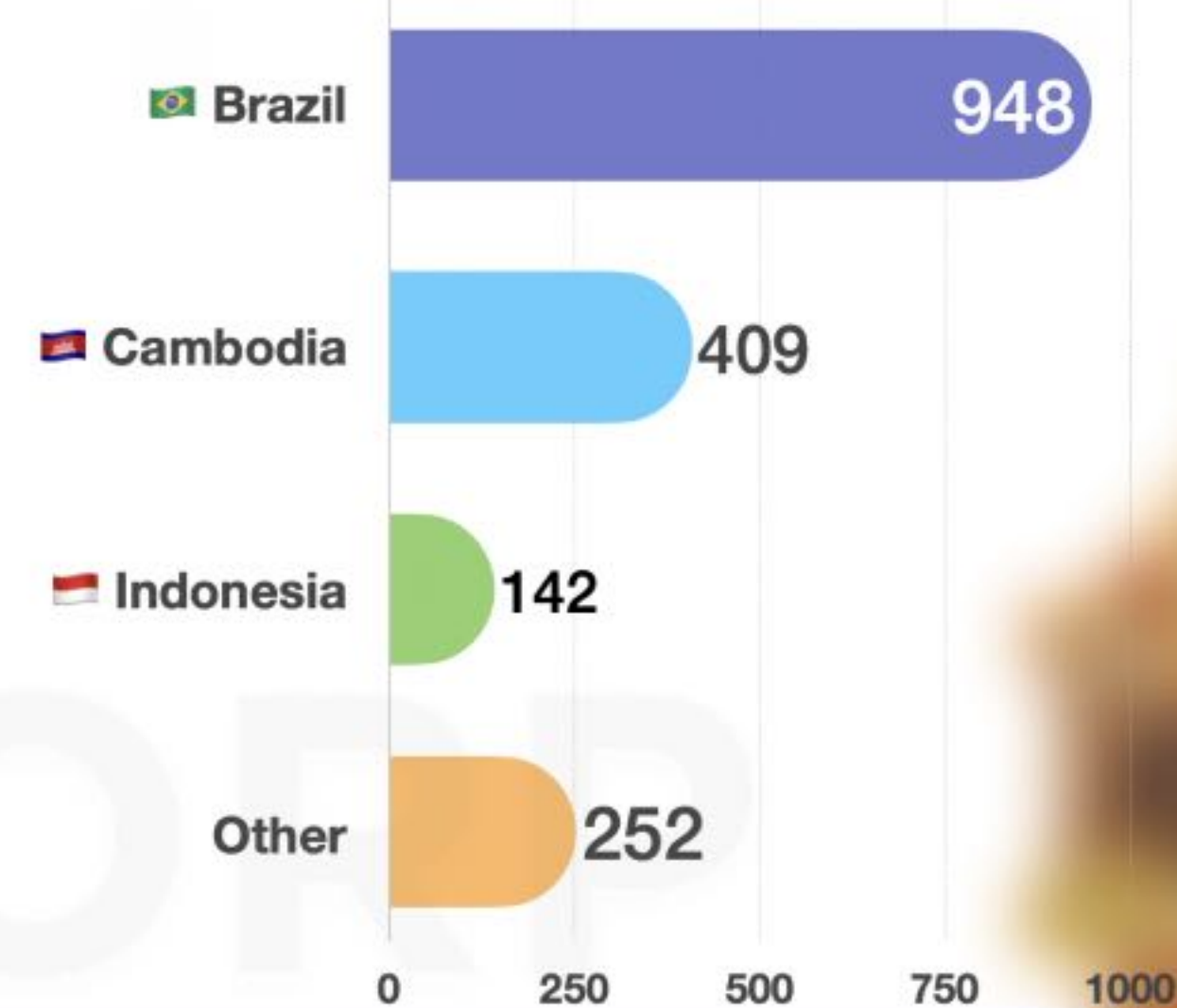
PEPPER IMPORTING

IN FEBRUARY 2024

Preliminary statistics of VPSA, in February 2024, Vietnam imported 1,751 tons, of which black pepper reached 1,712 tons, white pepper reached 39 tons, total import turnover reached 6.4 million USD, compared to the previous month. Imports decreased by 30.2%. Brazil and Cambodia are the two countries that mainly export pepper to Vietnam, accounting for 54.1% and 23.4%.




IMPORT VOLUME CHART BY COUNTRY



PEPPER IMPORTING

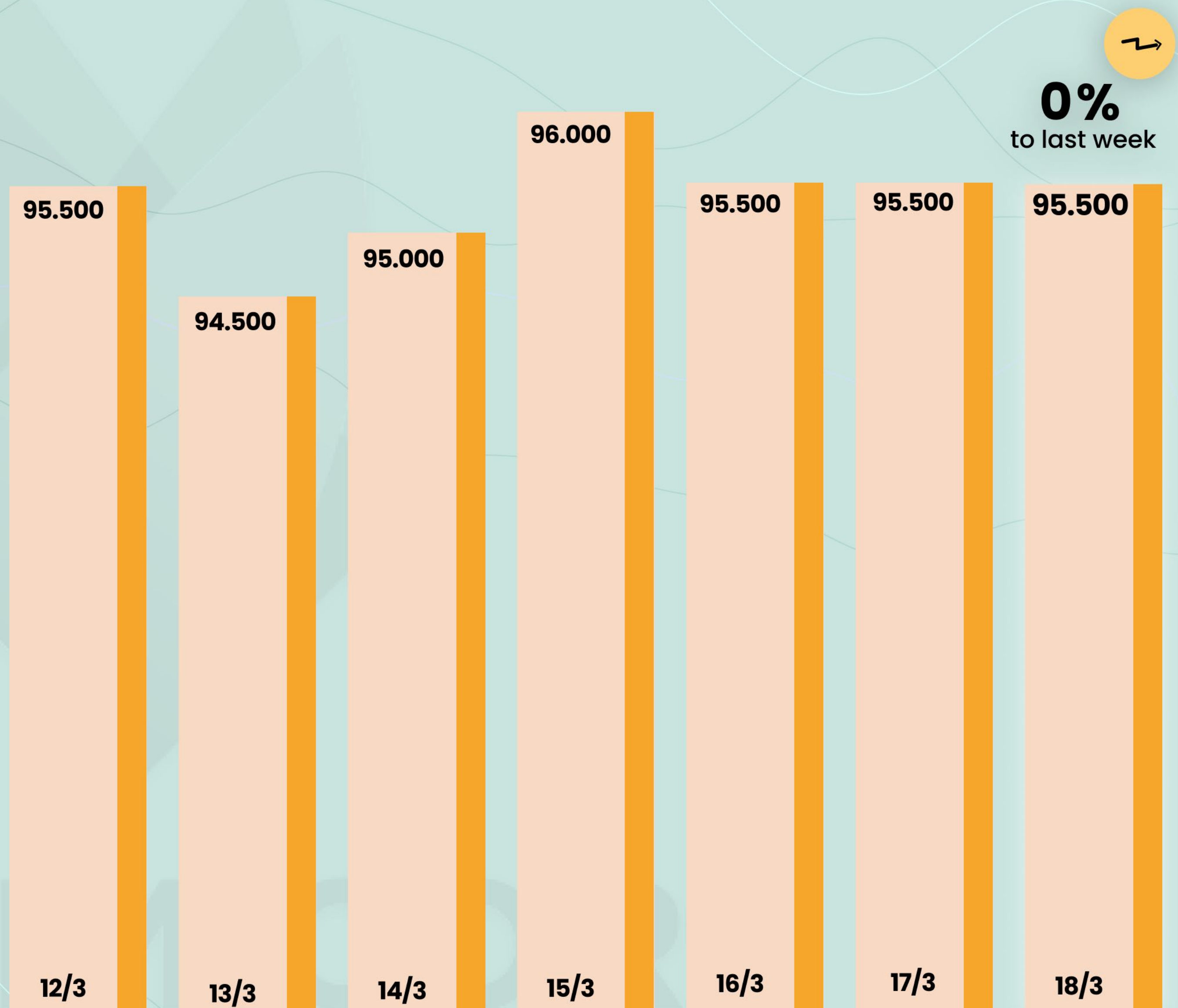
JAN-FEB 2024

In the first 2 months of 2024, Vietnam imported 4,261 tons of pepper, of which black pepper reached 4,091 tons, white pepper reached 170 tons, compared to the same period last year, the import volume increased by 3.9%. Brazil is the main pepper supplier to Vietnam, accounting for 68.2%, reaching 2,908 tons, followed by Indonesia: 10.8% and Cambodia: 9.6%.

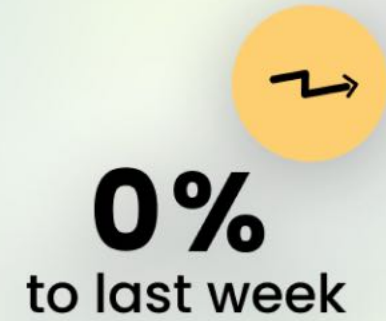


#11

Weekly Insights



KEY POINTS WEEK 11



The price of pepper last week saw relatively small fluctuations. The week ended with prices unchanged.



There is a particularly strong demand from major markets such as the US/EU and Asia/Africa.



China continues to **not make purchases** as domestic supply is quite abundant.

KEY POINTS WEEK 11

VIETNAM'S PEPPER PRICE
IN WEEK 11
12 - 18 MARCH

0%

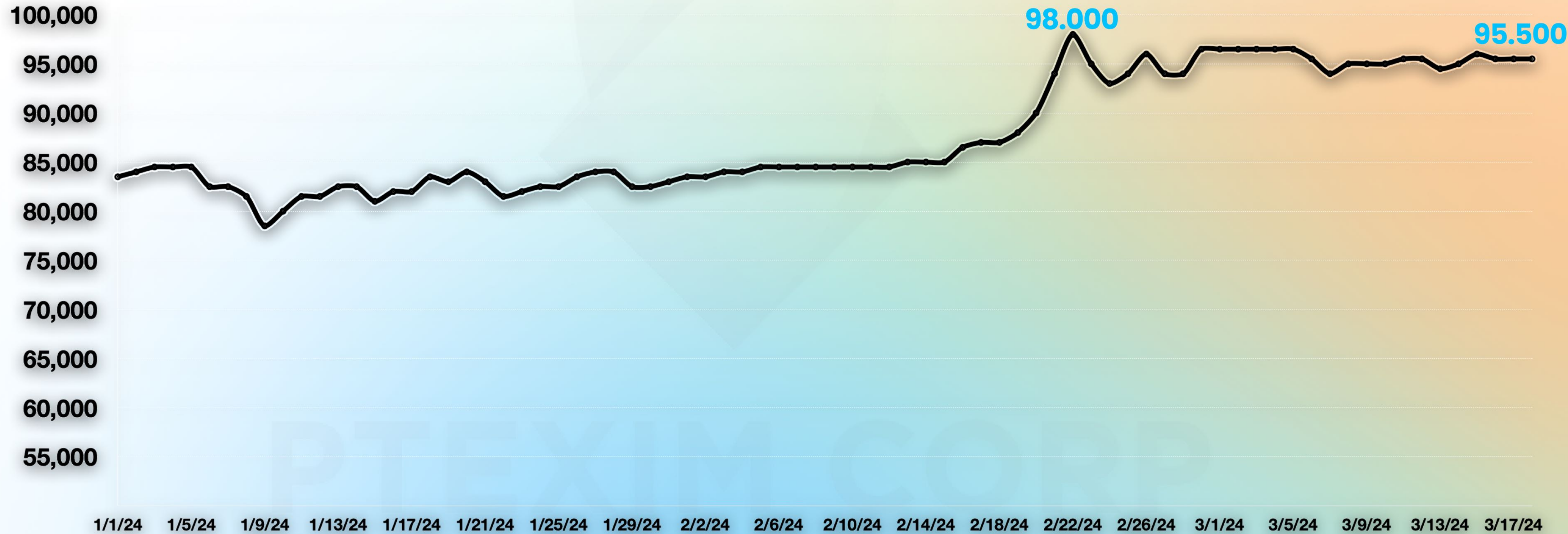
The price of pepper last week saw relatively small fluctuations. The week ended with prices unchanged.

2024

FROM Jan - 18 March 2024

Vietnam Black Pepper Price Chart VND/kg



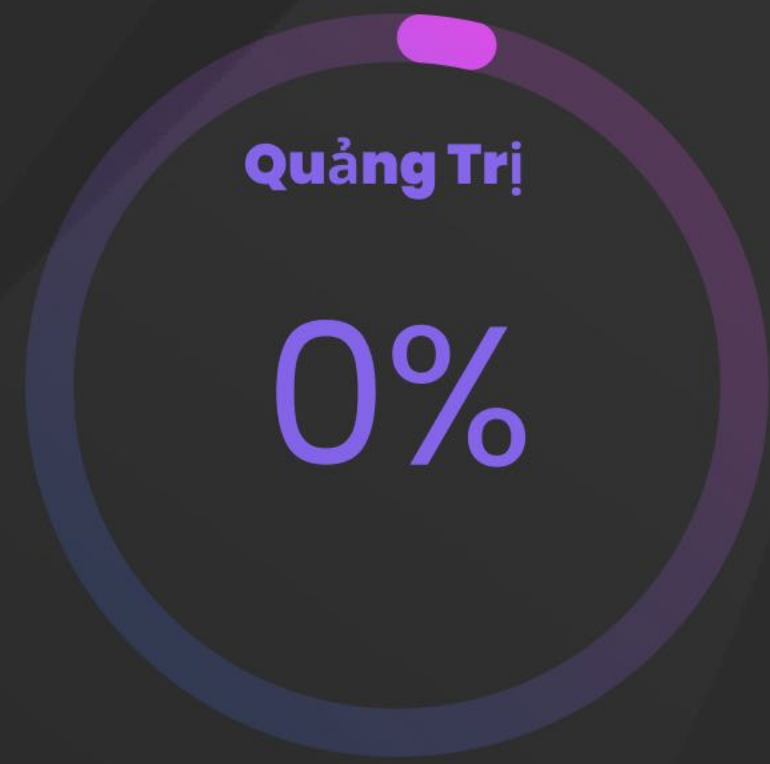
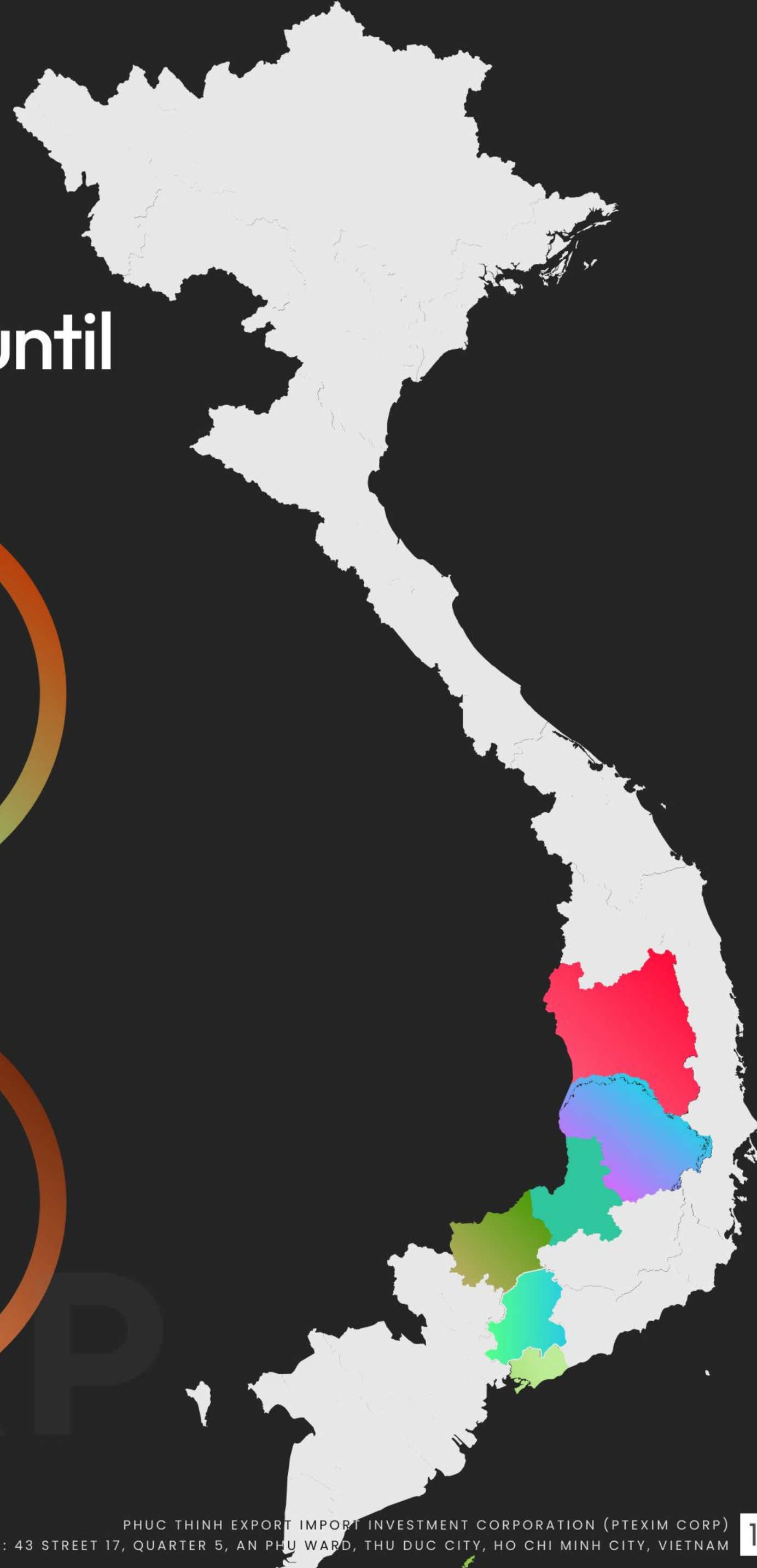
Pepper price has had an impressive increase in 2024 with an increase from 83,500vnd from January 1, 2024 to 95.500vnd until March 18, 2023, corresponding to an **increase of 14.4%** in recent times.





We would like to briefly summarize the **HARVESTING SITUATION**

Favorable weather in key harvesting regions of Vietnam. The main harvest time will spread evenly until the end of March.



HARVESTING SITUATION



Currency



The trend of the VND currency against the USD last week continued to decrease slightly but not sustainably.



Freight Rate

FROM THE PEAK IN
JANUARY 2024

↓ 12%

So far, freight rates continue to trend downwards, currently down 12% from the peak in January 2024, but still higher by 82% compared to the same period last year, higher by approximately 131% compared to the pre-Covid-19 pandemic average prices, and higher by about 24% compared to the average prices of the recent 10 years.



QUICK ASSESSMENT OF MAJOR IMPORT MARKETS

INDIA



The domestic and international pepper prices in India have been **decreasing** since the second week of February. Furthermore, the increasing supply and weak demand in consuming markets have impacted the black pepper prices in India, as reported by thehindubusinessline.com.

INDONESIA



Only the black pepper prices in Indonesia have **increased** this week. Meanwhile, the white pepper prices in the country have remained stable for the past three weeks.

MALAYSIA



Due to the Malaysian Ringgit strengthening by 1% against the USD (4.72 MYR/USD), the domestic pepper prices in Malaysia have continued to increase since last week. Meanwhile, the export prices remain stable and **unchanged**.

SRI LANKA



Despite the Sri Lankan Rupee strengthening by 1% against the USD (308.26 LKR/USD), the domestic pepper prices in Sri Lanka continue to **decrease** this week.

BRAZIL, CAMBODIA, CHINA



The black pepper prices in Brazil, Cambodia, and the white pepper prices in China remain **stable** this week.



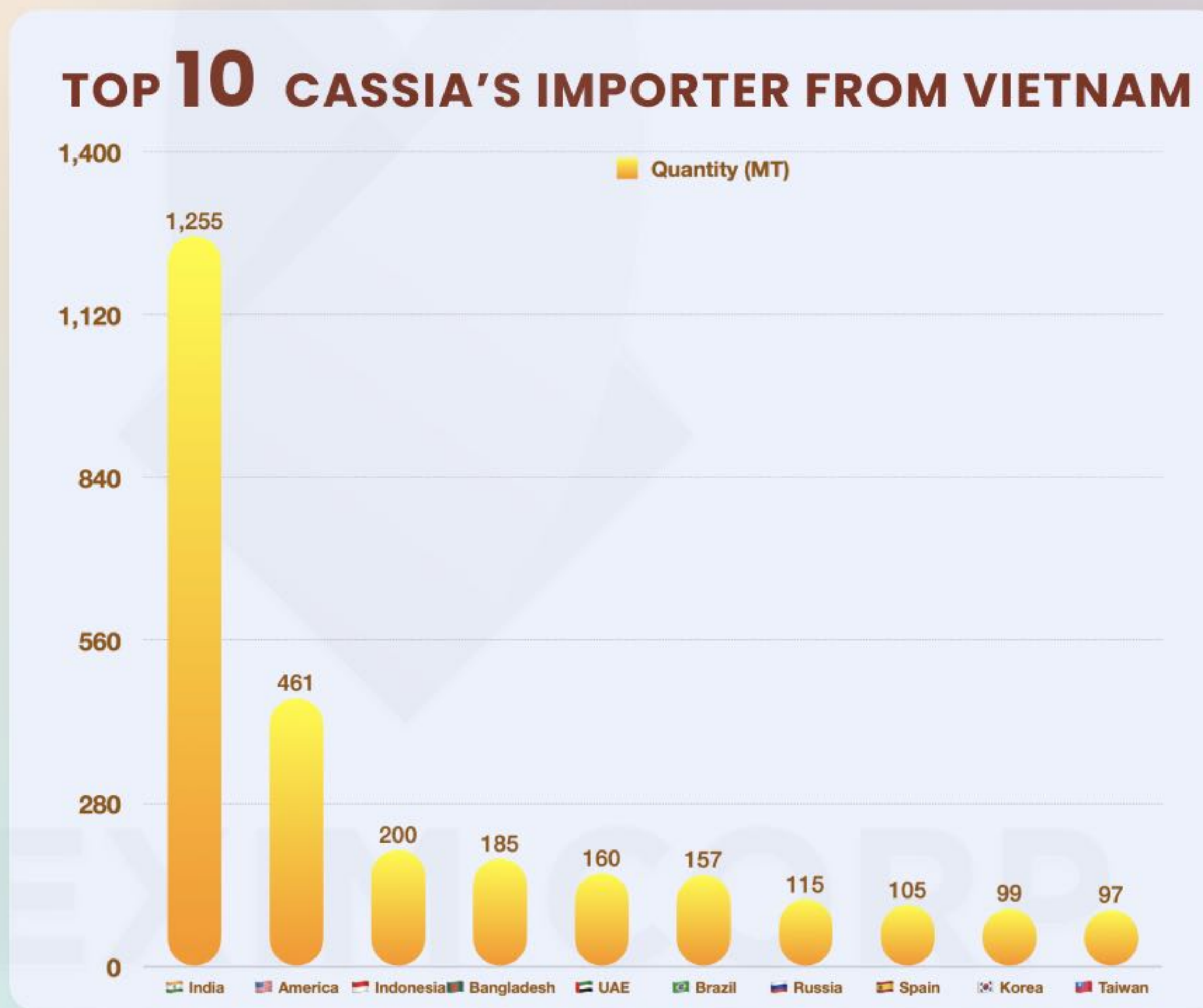
PTEXIM RESEARCH

PTEXIM CORP

CASSIA EXPORTING REPORT

Cassia Exports Insight | February 2024

According to preliminary statistics of VPSA, in February 2024, Vietnam exported 4,020 tons of Cassia, total export turnover reached 11.6 million USD, compared to the previous month, the export volume decreased by 37.7%. The largest export market of Vietnamese Cassia in February was India, reaching 1,255 tons, accounting for 31.2% and down 35.4% compared to January 2024.



EXPORTED
4,020 MT

TURNOVER
11.6 MIL \$

Cassia Exports In First 2 Months 2024 Insight



10,472 MT
Export



30.0 Mil \$
Turnover

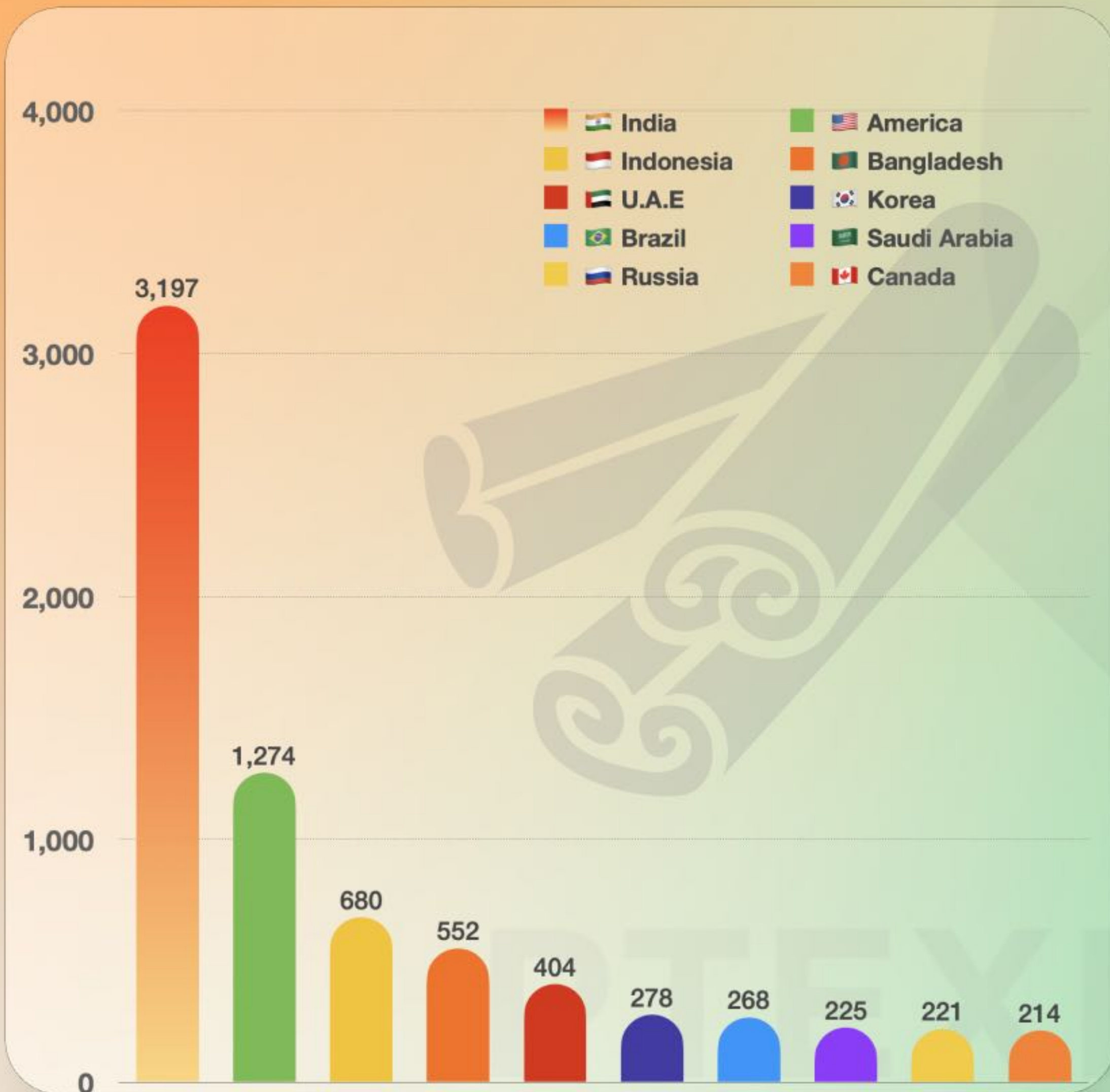


30.3%
Volume

The end of February 2024, Vietnam exported 10,472 tons of Cassia, total export turnover reached 30.0 million USD, down 12.3% in volume and 14.3% in value compared to the same period in 2023. India is the main export market of Vietnamese cassia, but compared to the same period, the export volume decreased by 30.3% to 3,197 tons. The United States, the second largest export market, decreased slightly by 0.8% to 1,274 tons. Meanwhile, Cassia exports to Europe recorded an increase of 12.7% reaching 1,235 tons, especially exports to the UK increased by 94.4%.

INSIGHT

CASSIA EXPORT FIRST 2 MONTHS 2024



No	Country	Quantity (MT)
1	India	3,197
2	America	1,274
3	Indonesia	680
4	Bangladesh	552
5	U.A.E	404
6	Korea	278
7	Brazil	268
8	Saudi Arabia	225
9	Russia	221
10	Canada	214
	Others	3,159
	TOTAL	<u>10,472</u>



GUARANTEED LEAD CONTENT

 **1 PPM**

 **2 PPM**

 **KFDA STANDARD**






PTEXIM CORP

GUARANTEED LEAD CONTENT

**We Can Offer Cassia Products
According To European And American
Standards With Guaranteed LEAD
Content Of 1ppm And 2ppm. COUMARIN
2000ppm Or 3000ppm. Metal Powder As
KFDA Standard.**

Please Contact For Further Demand For Cassia Stick / Cassia Split / Cassia Broken / Cassia Powder ...





STAR ANISE

We can offer Star anise with premium quality and ensure European standards for Pesticide/ Anthraquinone/ PAH... etc.



PTEXIM CORP

OTHERS SPICES



CINNAMON (CASSIA) / TURMERIC / STAR ANISE / GINGER



GINGER

Please send us any request for Ginger Sliced/ Polished Ginger Finger/ Ginger Powder...



TURMERIC

Please contact for further demand for Turmeric Sliced/ Polished Turmeric Finger / Turmeric Powder ...

PTEXIM CORP

Desiccated Coconut

// The market stable and all unchanged from last week.



PTEXIM CO


ORGANIC STEAM STERILIZED PEPPER







	☰ ITEM		🇪🇺 EU MAINT PORT	🇺🇸 NY/BAL
NO		FOB (USD/MT)		
1	Organic Steam Sterilized Pepper 550G/L	\$7.288	\$7.431	\$7.488
2	Organic Steam Sterilized Pepper 570G/L	\$7.410	\$7.553	\$7.610
3	Steam Sterilized White Pepper 630G/L	\$11.160	\$11.303	\$11.360

ORGANIC CASSIA (CINNAMON)

6	ORGANIC WHOLE CASSIA;		\$3.461
7	ORGANIC CASSIA SPLIT;		\$3.113
8	ORGANIC CASSIA BROKEN MACHINE CLEANED 3.5% VO;		\$3.296
9	ORGANIC CASSIA STICK ROLLED 90%;		\$5.386
10	ORGANIC CASSIA POWDER STEAM STERILIZED 3% VO;		\$3.769



WHOLE PEPPER

				
NO	ITEM	FOB (USD/MT)	EU MAINT PORT	NY/BAL
1	VBP 500 G/L FAQ	\$4.096	\$4.239	\$4.296
2	VBP 550 G/L FAQ	\$4.399	\$4.541	\$4.599
3	VBP 500 G/L Double Spiral Cleaned	\$4.459	\$4.602	\$4.659
4	VBP 550 G/L Double Spiral Cleaned	\$4.539	\$4.682	\$4.739
5	VBP 570 G/L Double ASTA	\$4.619	\$4.762	\$4.819
6	VBP 5MM Jumbo Size	\$4.765	\$4.908	\$4.965
7	White PEPPER 630 G/L DW	\$6.336	\$6.479	\$6.536
8	White PEPPER 630 G/L ASTA	\$6.378	\$6.521	\$6.578

STEAM

STERILIZED

PEPPER &

PESTICIDE

GUARANTEE

EU COMPLIANCE

				
NO	ITEM	FOB (USD/MT)	EU MAINT PORT	NY/BAL
1	Steam Sterilized Pepper 500G/L	\$4.696	\$4.839	\$4.896
2	Steam Sterilized Pepper 550G/L	\$4.859	\$5.002	\$5.059
3	Steam Sterilized Pepper 570G/L	\$4.940	\$5.083	\$5.140
4	Steam Sterilized Pepper 5MM	\$5.033	\$5.176	\$5.233
5	Steam Sterilized White Pepper 630G/L	\$6.795	\$6.938	\$6.995

STEAM STERILIZED PEPPER – EU COMPLIANCE

6	Steam Sterilized Pepper 500G/L	\$4.876	\$5.019	\$5.076
7	Steam Sterilized Pepper 550G/L	\$5.039	\$5.182	\$5.239
8	Steam Sterilized Pepper 570G/L	\$5.120	\$5.263	\$5.320
9	Steam Sterilized Pepper 5MM	\$5.213	\$5.356	\$5.413
10	Steam Sterilized White Pepper 630G/L	\$6.975	\$7.118	\$7.175

CASSIA (CINNAMON) GUARANTEE LEAD & METAL POWDER



ITEM	FOB	NOTE
CASSIA POWDER 2.5% VO	2.624	2.5% VO
CASSIA POWDER 3% VO	3.054	3% VO
CASSIA BROKEN MACHINE CLEANED 2.5% VO	2.524	2.5% VO
CASSIA BROKEN MACHINE CLEANED 3% VO	2.782	3% VO

10 ppm
METAL POWDER



CASSIA (CINNAMON) GUARANTEE COUMARIN

ITEM	FOB	NOTE
CASSIA POWDER 2.5% VO	2.467	2.5% VO
CASSIA POWDER 3% VO	2.854	3% VO
CASSIA BROKEN MACHINE CLEANED 2.5% VO	2.424	2.5% VO
CASSIA BROKEN MACHINE CLEANED 3% VO	2.682	3% VO

1-2 ppm LEAD CONTENT
2000-3000 ppm COUMARIN CONTENT

EU & US STANDARDS

CASSIA (CINNAMON)



NO	ITEM	FOB	NOTE
1	WHOLE CASSIA;	\$2.961	>4% VO
2	CASSIA SPLIT;	\$2.613	>3.5% VO
3	CASSIA BROKEN MACHINE CLEANED 2% VO;	\$2.024	>2% VO
4	CASSIA BROKEN MACHINE CLEANED 2.5% VO;	\$2.324	>2.5% VO
5	CASSIA BROKEN MACHINE CLEANED 3% VO;	\$2.582	>3% VO
6	CASSIA BROKEN MACHINE CLEANED 3.5% VO;	\$2.796	>3.5% VO
7	CASSIA BROKEN MACHINE CLEANED 4% VO;	\$3.097	>4% VO
8	CASSIA STICK ROLLED 90%;	\$4.886	>4% VO
9	CASSIA LONG STICK	\$4.585	>4% VO
10	CASSIA POWDER 1 - 1.5% VO;	\$1.595	1-1.5% VO
11	CASSIA POWDER 2% VO;	\$2.153	2% VO
12	CASSIA POWDER 2.5% VO;	\$2.367	2.5% VO
13	CASSIA POWDER 3% VO;	\$2.754	3% VO

CASSIA (CINNAMON) & STAR ANISE

NO	ITEM	FOB	NOTE
1	CASSIA POWDER STEAM STERILIZED 2.5% VO;	\$2.925	2.5% VO
2	CASSIA POWDER STEAM STERILIZED 3% VO;	\$3.351	3% VO
3	CASSIA BROKEN STEAM STERILIZED 2.5% VO;	\$3.041	2.5% VO
4	CASSIA BROKEN STEAM STERILIZED 3% VO;	\$3.269	3% VO



STAR ANISE

NO	ITEM	FOB	NOTE
1	STAR ANISE SPRING CROP	\$7.104	2.0cm, 80% up
2	STAR ANISE AUTUMN CROP;	\$7.533	2.5cm, 80% up
3	STAR ANISE SUNDRIED EU COMPLIANCE;	\$7.833	2.5cm, 80% up

TURMERIC GINGER



TURMERIC

NO	☰ ITEM	🏛️ FOB
1	TURMERIC FINGER;	\$1.906
2	POLISHED TURMERIC FINGER;	\$2.077
3	TURMERIC POWDER;	\$1.906
4	TURMERIC SLICE SUN DRIED;	\$1.691
5	WASHED TURMERIC SLICE SUN DRIED;	\$1.906
6	TURMERIC SLICE MACHINE DRIED;	\$2.120

GINGER

NO	☰ ITEM	🏛️ FOB
1	GINGER POWDER	\$ 2.893
2	GINGER SLICED	\$ 3.322
3	POLISHED GINGER FINGER	\$ 3.107

Desiccated Coconut

NORMAL QUALITY

ITEM	FOB (\$/MT)	FAT
DESICCATED COCONUT HIGHT FAT MEDIUM GRADE	\$2.142	60-63%
DESICCATED COCONUT HIGHT FAT FINE GRADE	\$2.099	60-63%
DESICCATED COCONUT MEDIUM FAT FINE GRADE	\$1.796	50-55%
DESICCATED COCONUT LOW FAT FINE GRADE	\$1.016	30-35%

EU QUALITY – BRC FACTORY

ITEM	FOB (\$/MT)	FAT
DESICCATED COCONUT HIGHT FAT MEDIUM GRADE	\$2.186	MIN 63%
DESICCATED COCONUT HIGHT FAT FINE GRADE	\$2.142	MIN 63%
DESICCATED COCONUT CHIPS GRADE	\$3.453	MIN 63%
DESICCATED COCONUT FLAKES GRADE	\$3.453	MIN 63%



PEPPER POWDER PESTICIDE GUARANTEE



GROUND STEAM STERILIZED BLACK PEPPER

NO	ITEM	FOB
1	- Half Cracked HTST black peppe 6 -> 8#;	\$5.892
2	- Granulate HTST black pepper 8 -> 12#;	\$5.789
4	- Table HTST black pepper 18 -> 28# ;	\$5.635
5	- Fine HTST black pepper 30 -> 34# ;	\$5.635
6	- Ground HTST black pepper 40 -> 100# ;	\$5.379

GROUND STEAM STERILIZED WHITE PEPPER

6	Ground HTST white pepper 40 > 100# ;	\$7.543
---	--------------------------------------	---------

#11 FEB Pepper's Market Report

www.ptexim.com.vn

Please do not hesitate to send me if you have any further request.



Hien, Nguyen Vu
CEO at PTEXIM Corp

spices@ptexim.com.vn

+84 90 22222 95

43, Str. 17, An Phu Ward, Thu Duc City, Ho Chi Minh City, Vietnam

PTEXIM CERTIFICATE



PTEXIM FACTORY



1. WHOLE SPICES FACTORY (Daklak Province, VN)



2. FOOD FACTORY (Ba Ria Vung Tau Province, VN)



3. CASSIA & STAR ANISE FACTORY (Yen Bai Province, VN)