



PTEXIM CORP

# #19 April Monthly Report

PHUC THINH EXPORT IMPORT INVESTMENT CORPORATION (PTEXIM CORP)  
ADD : 43 STREET 17, QUARTER 5, AN PHU WARD, THU DUC CITY, HO CHI MINH CITY, VIETNAM



A MONTHLY BLACK PEPPER'S MARKET REPORT 2024  
BY PTEXIM RESEARCH



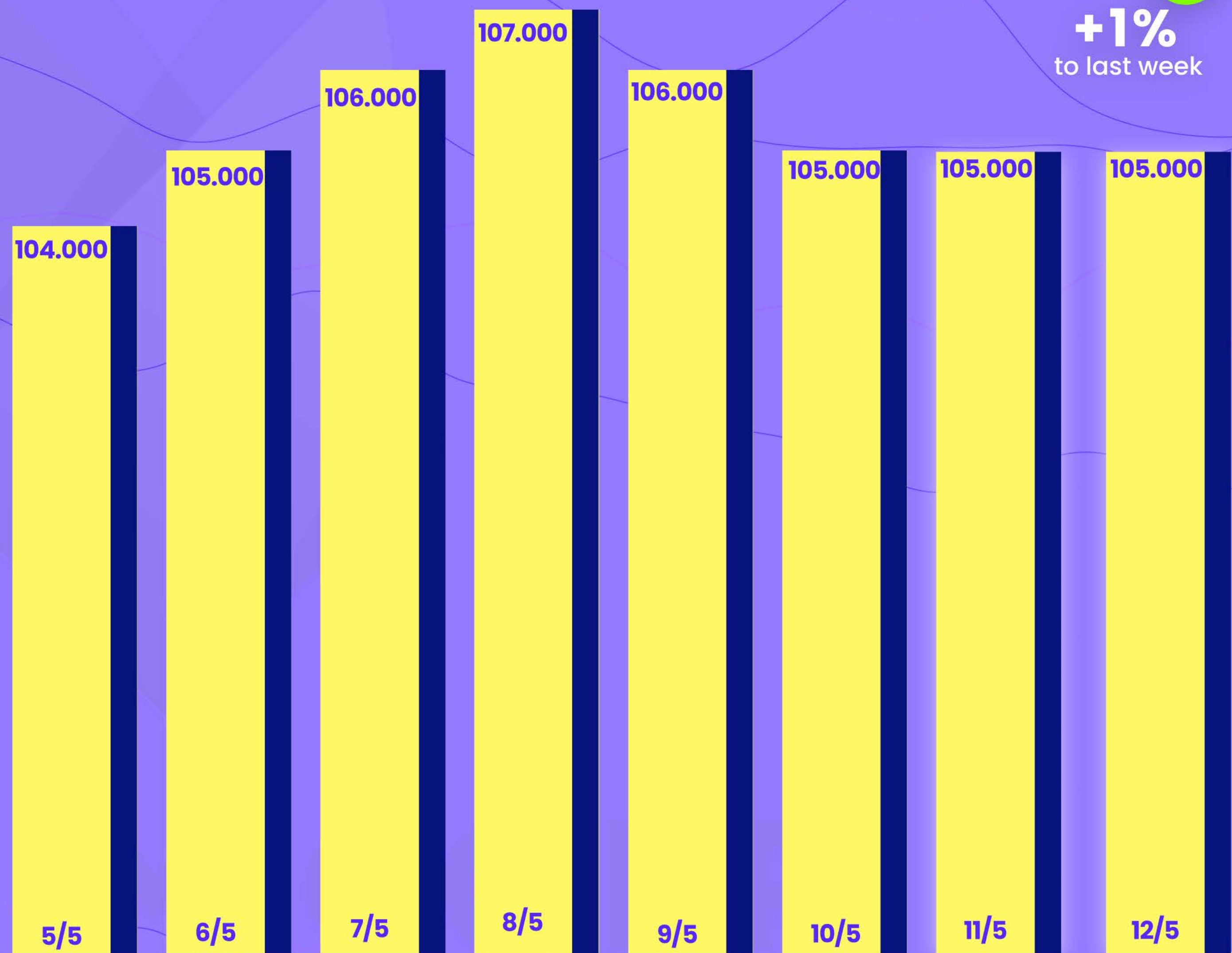
VND/kg



**+1%**  
to last week

# #19

## Weekly Insights





# KEY POINTS WEEK 19

  
**+1%**  
to last week

The price of pepper has significant fluctuations over the past week, with a large increase and decrease range. By the end of the week, the price of pepper had increased by about 1% from 104,000 VND to 105,000 VND.



Demand is quite sluggish in various markets such as the US/EU/Africa, but quite good from Asian countries.



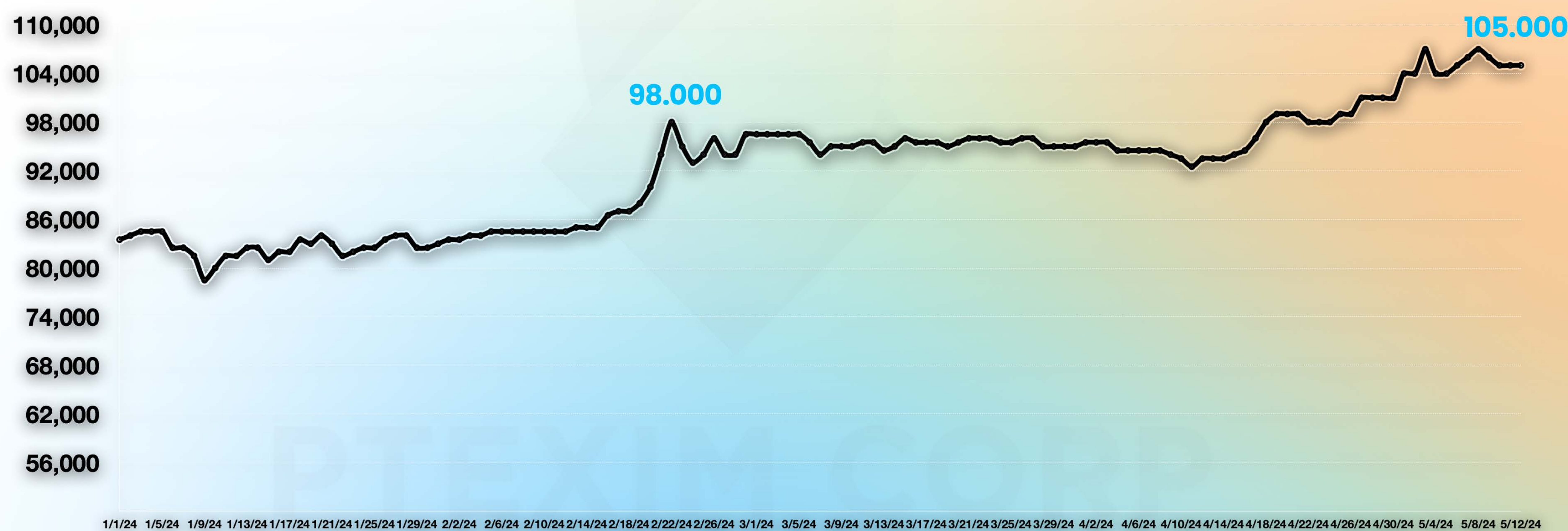
China has returned to buying, but in small quantities. However, this also creates a psychological momentum that helps the market remain stable, with very little raw material being offered for sale on the market.



# 2024 | FROM Jan - 12 MAY 2024

## Vietnam Black Pepper Price Chart VNĐ/kg

Pepper price has had an impressive increase in 2024 with an increase from 83,500vnd from January 1, 2024 to 105.000 until May 12, 2023, corresponding to an **increase of 26%** in recent times.





# Pepper Exports Insight | April 2024

**26,245** MT

**Export**



**116.5** Mil \$

**Turnover**



**↑ +2.2%**

**Change**



**4,292** \$/TON

**Average**

BLACK PEPPER



**6,034** \$/TON

**Average**


WHITE PEPPER



**7,514** MT

**USA**

Top Buyer





# Pepper Exports Insight | April 2024

According to VPSA's preliminary statistics, in April 2024, Vietnam exported 26,245 tons of pepper of all kinds, black pepper reached 23,705 tons, white pepper reached 2,540 tons. Export turnover reached 116.5 million USD, black pepper reached 101.1 million USD, white pepper reached 15.4 million USD, compared to last month, export volume increased by 2.2%, turnover increased by 5.2%. The average export price of black pepper in the month reached 4,292 USD/ton, white pepper reached 6,034 USD/ton, an increase of 4.0% for black pepper and 6.5% for white pepper compared to March 2024.

**26,245** MT

**Export**



**116.5** Mil \$

**Turnover**



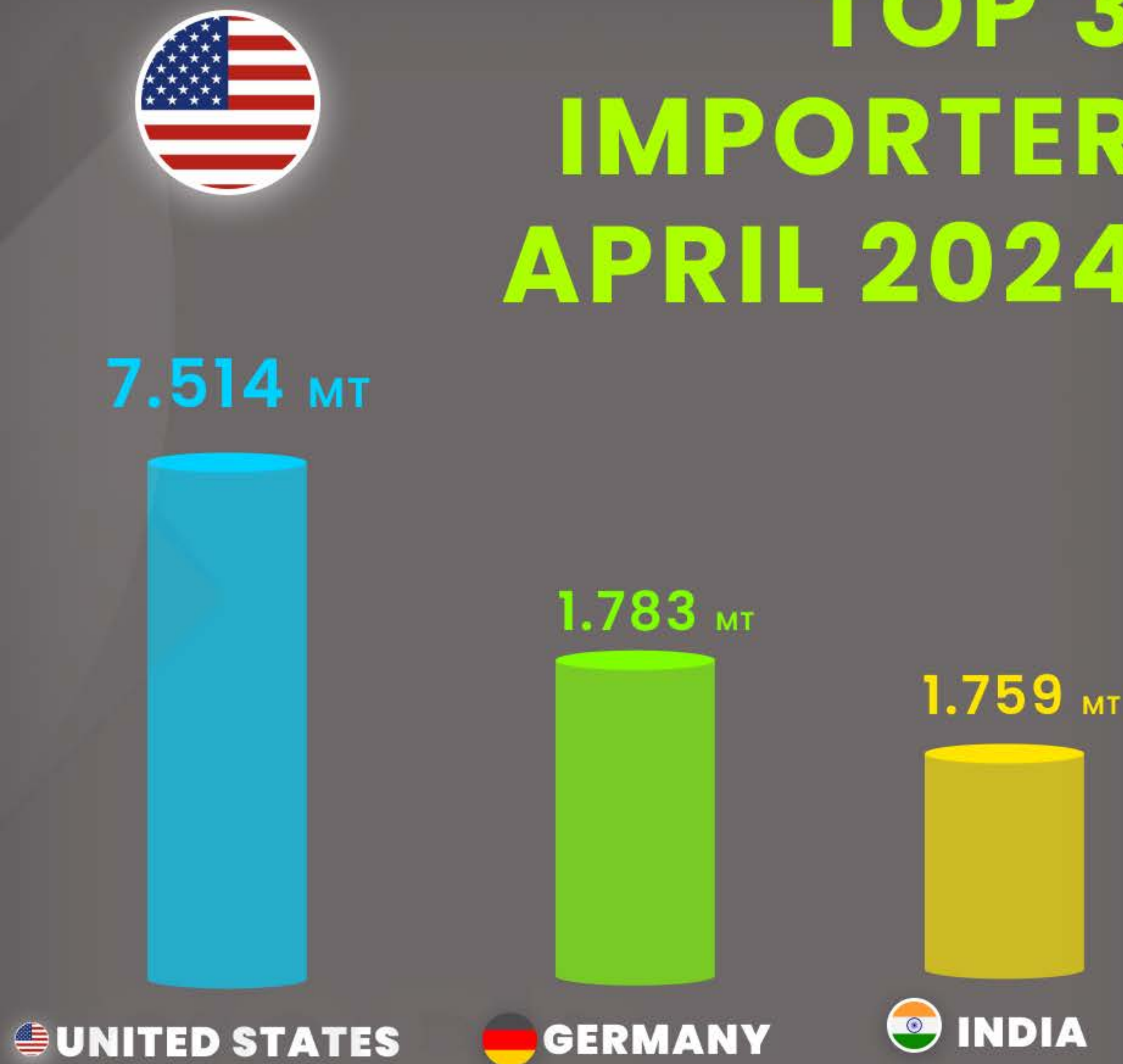
**↑ +2.2%**



# Pepper Exports Insight | April 2024

Pepper exports to the United States in April reached 7,514 tons, an increase of 15.5% compared to March and accounting for 28.6% of the export market share in the month, this is also the month with the highest pepper export volume since June 2021 (8,078 tons). Export volume to China, Russia, England, France, Egypt... also increased sharply.

## TOP 3 IMPORTER APRIL 2024





# Pepper Exports Insight | April 2024



No	Country	Value (\$)	Quantity (Mt)
1	America	35,074,819	7,514
2	Germany	8,668,153	1,783
3	India	7,152,921	1,759
4	Russia	5,068,067	1,179
5	United Arab	4,501,564	1,110
6	Netherlands	5,471,050	1,062
7	Philippine	3,587,706	973
8	Pakistan	3,019,778	721
9	England	3,296,867	666
10	China	1,683,943	651
Others		38,948,566	8,827
TOTAL		\$116,473,434	26,245



# Pepper Exports Insight | Jan-April 2024

**83,067** MT

**Export**



**352** Mil \$

**Turnover**



**↓ -19.4%**

**Change**



**4,065** \$/TON

**Average**

BLACK PEPPER



**5,678** \$/TON

**Average**

WHITE PEPPER



**22,774** MT

**USA**

Top Buyer





# Pepper Exports Insight | Jan-April 2024

By the end of April 2024, Vietnam had exported 83,067 tons, of which black pepper reached 73,555 tons and white pepper reached 9,512 tons. Total export turnover reached 352.0 million USD, black pepper reached 298.0 million USD, white pepper reached 54.0 million USD. Compared to the same period last year, export volume decreased by 19.4%, but turnover increased by 10.3%. The average export price of black pepper in 4 months reached 4,065 USD/ton, white pepper reached 5,678 USD/ton, up 19.4% for black pepper and 14.5% for white pepper respectively over the same period last year.

**83,067** MT

**Export**

**352** Mil \$

**Turnover**

**↓ -19.4%**



# Pepper Exports Insight | Jan - Apr 2024

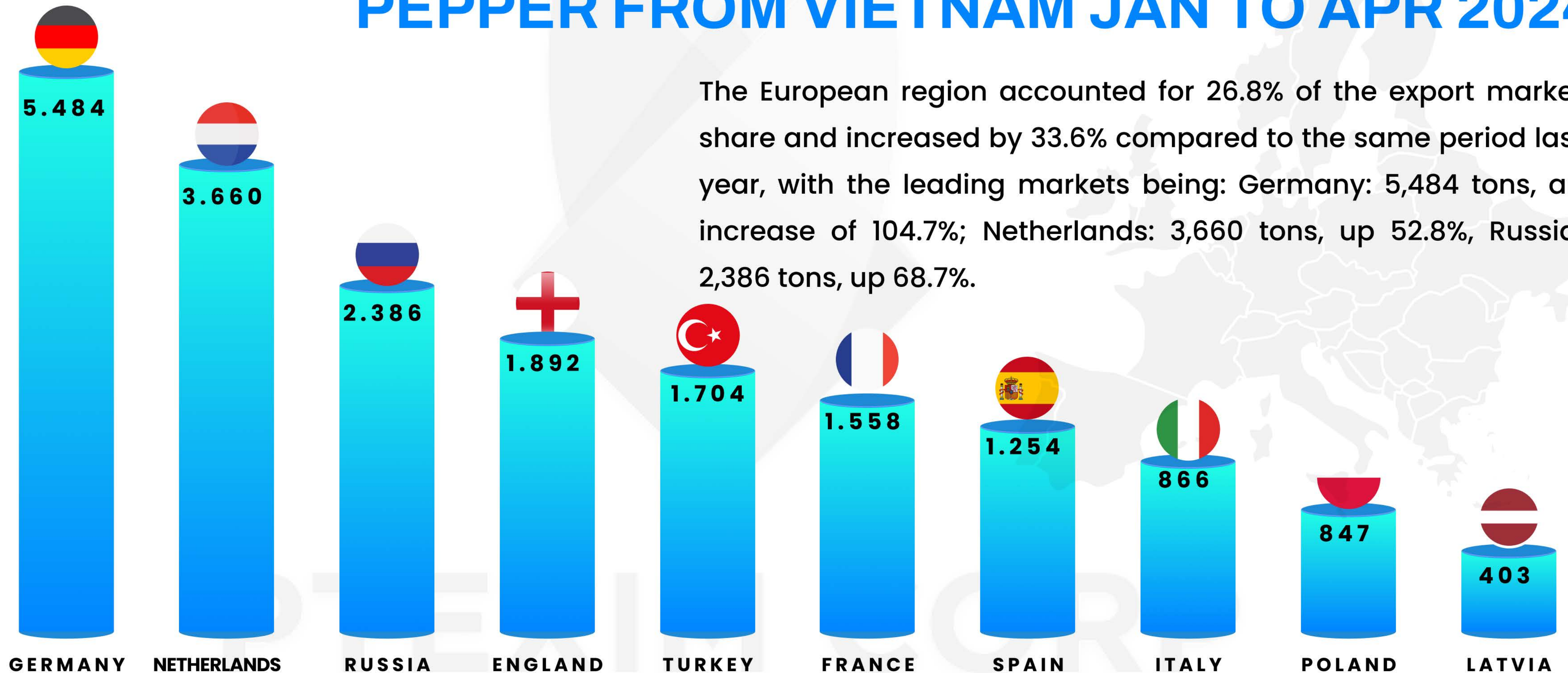


No	Country	Quantity (Mt)
1	America	22,774
2	India	5,552
3	Germany	5,484
4	Netherlands	3,660
5	United Arab	3,503
6	Philippine	2,951
7	Korea	2,682
8	Pakistan	2,388
9	Russia	2,386
10	Egypt	1,977
	Others	29,710
	<b>TOTAL</b>	<b>83,067</b>



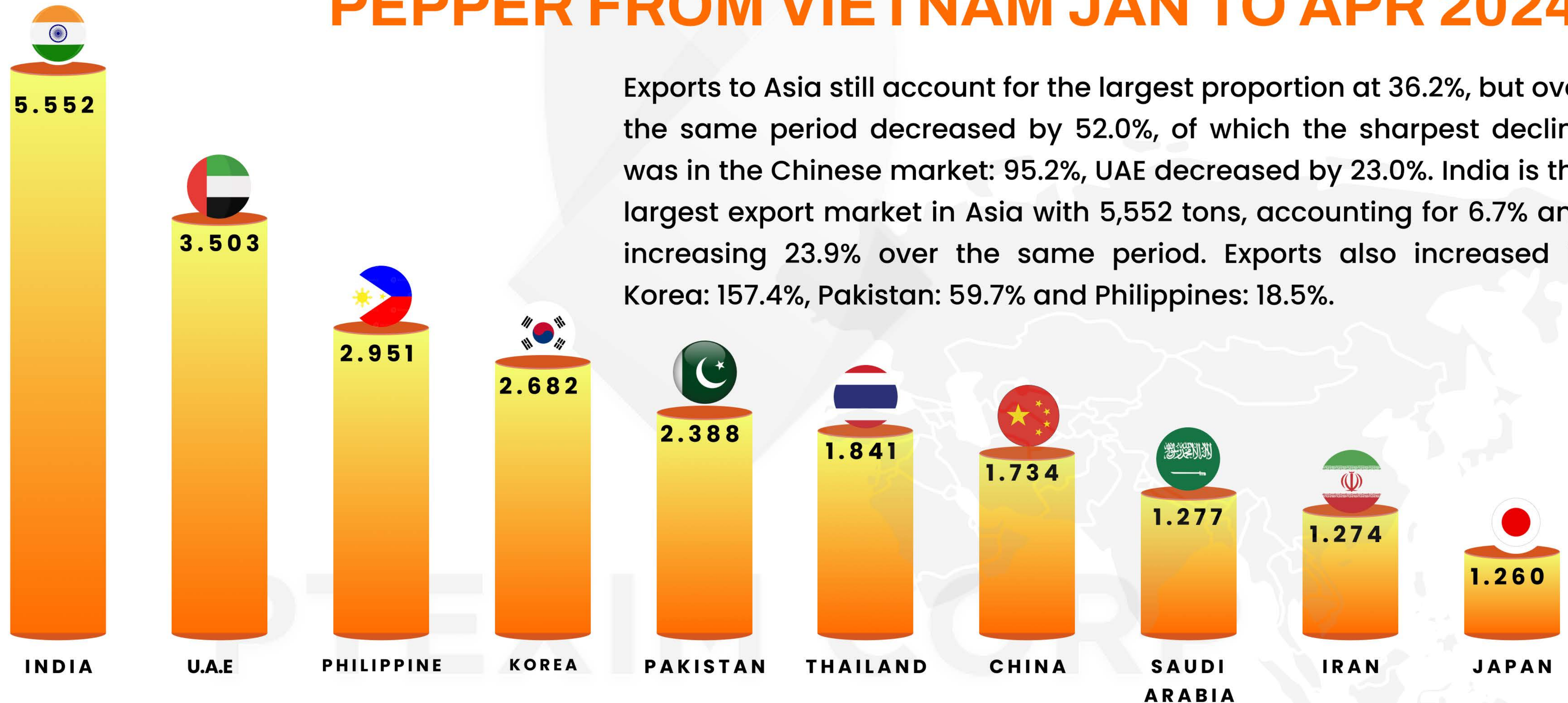
# TOP 10 EU COUNTRIES IMPORT PEPPER FROM VIETNAM JAN TO APR 2024

The European region accounted for 26.8% of the export market share and increased by 33.6% compared to the same period last year, with the leading markets being: Germany: 5,484 tons, an increase of 104.7%; Netherlands: 3,660 tons, up 52.8%, Russia: 2,386 tons, up 68.7%.





# TOP 10 ASIA COUNTRIES IMPORT PEPPER FROM VIETNAM JAN TO APR 2024

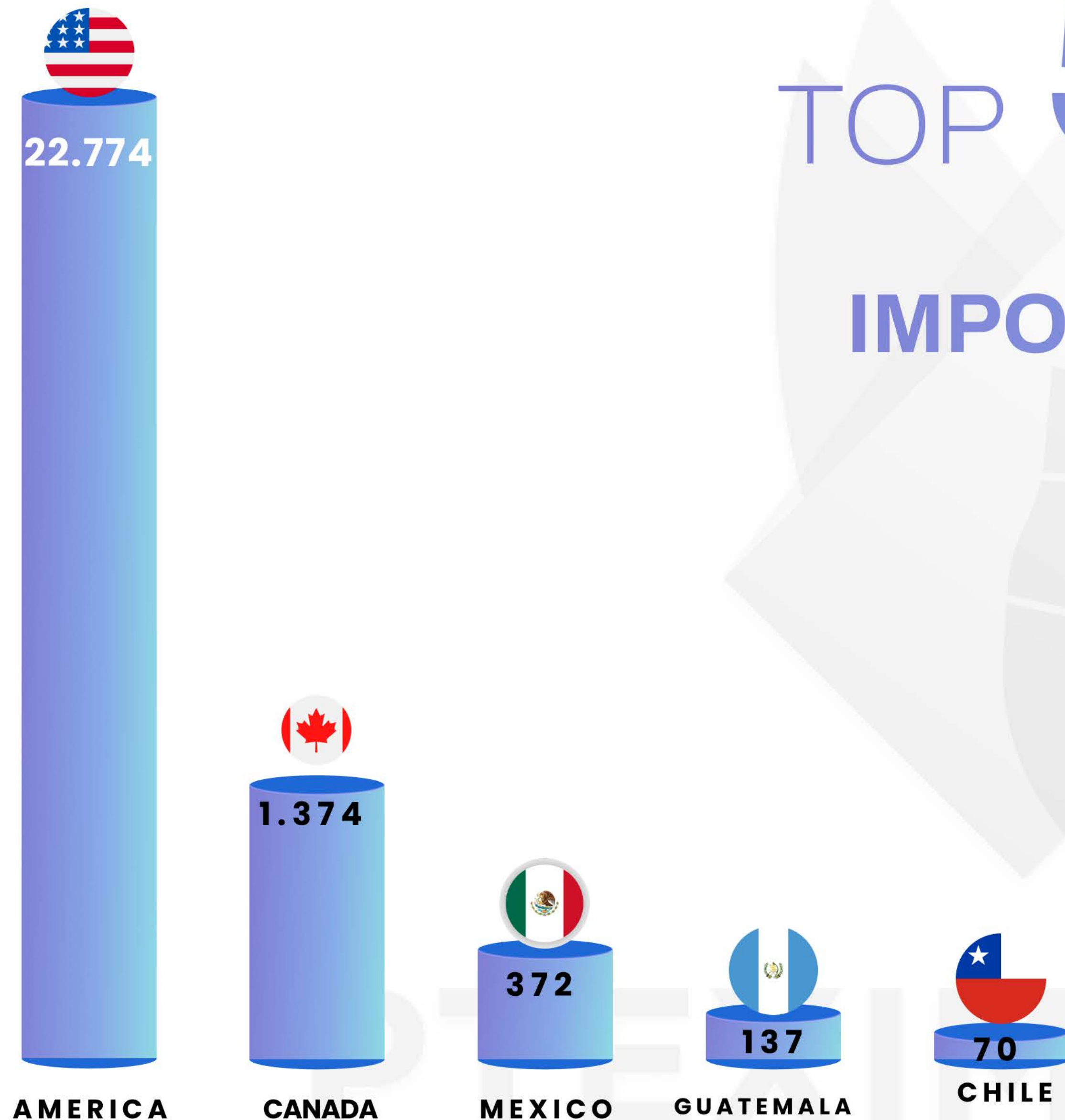




# TOP 5 US COUNTRIES

## IMPORT PEPPER FROM VIETNAM

JAN TO APR 2024



The United States is Vietnam's largest pepper export market, accounting for 27.4% reaching 22,774 tons and increasing by 45.2% over the same period. Overall, exports to the entire Americas region increased by 40.6% and accounted for 30.2% of the export market share.

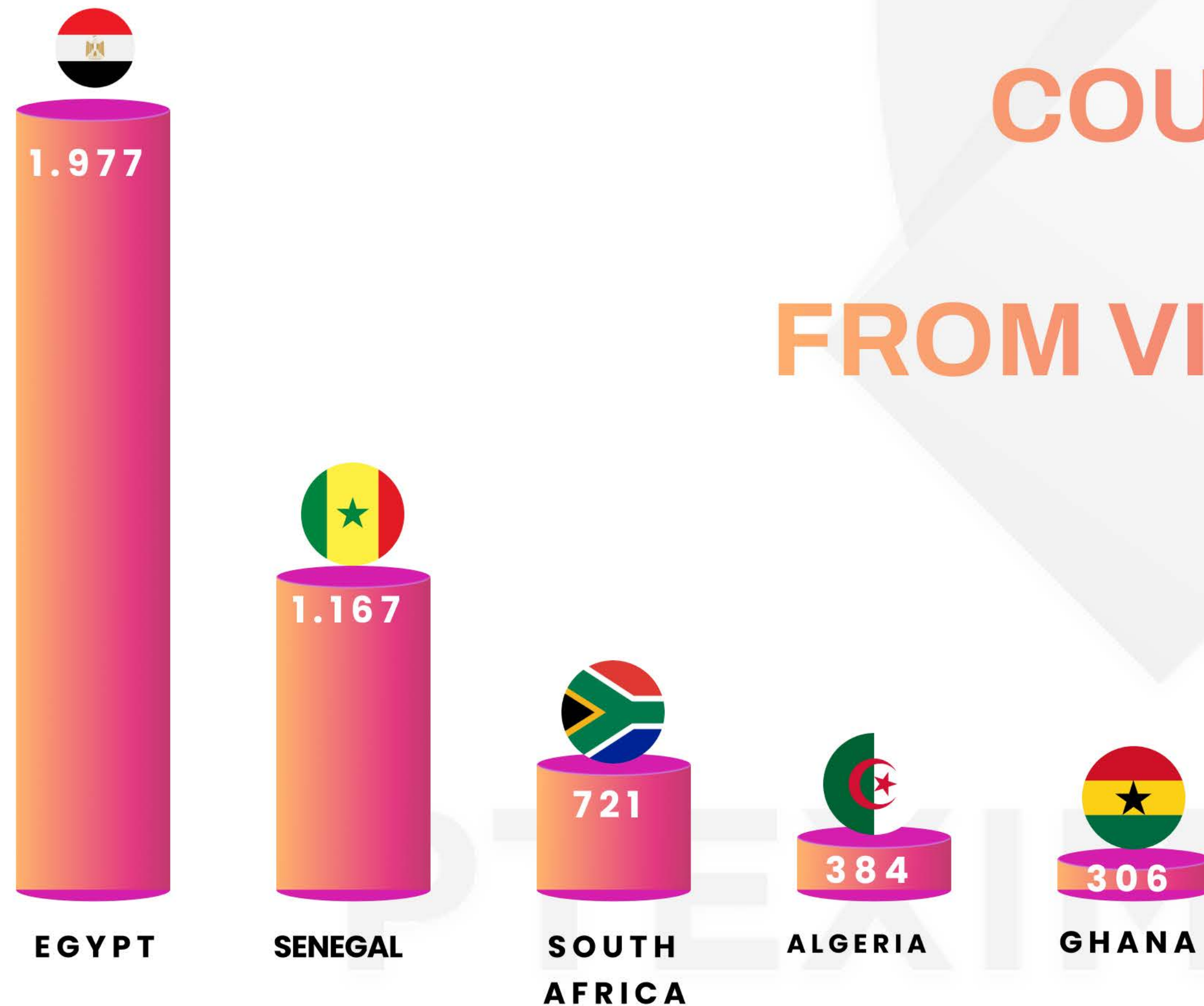


# TOP 5 AFRICA

## COUNTRIES IMPORT PEPPER

### FROM VIETNAM JAN TO APR 2024

Meanwhile, in the African region, exports decreased by 4.7%, but the traditional Egyptian market is showing positive signs when exports to this market increased by 10.7% to 1,977 tons after the country's government provided foreign currency support to pay for imported goods.





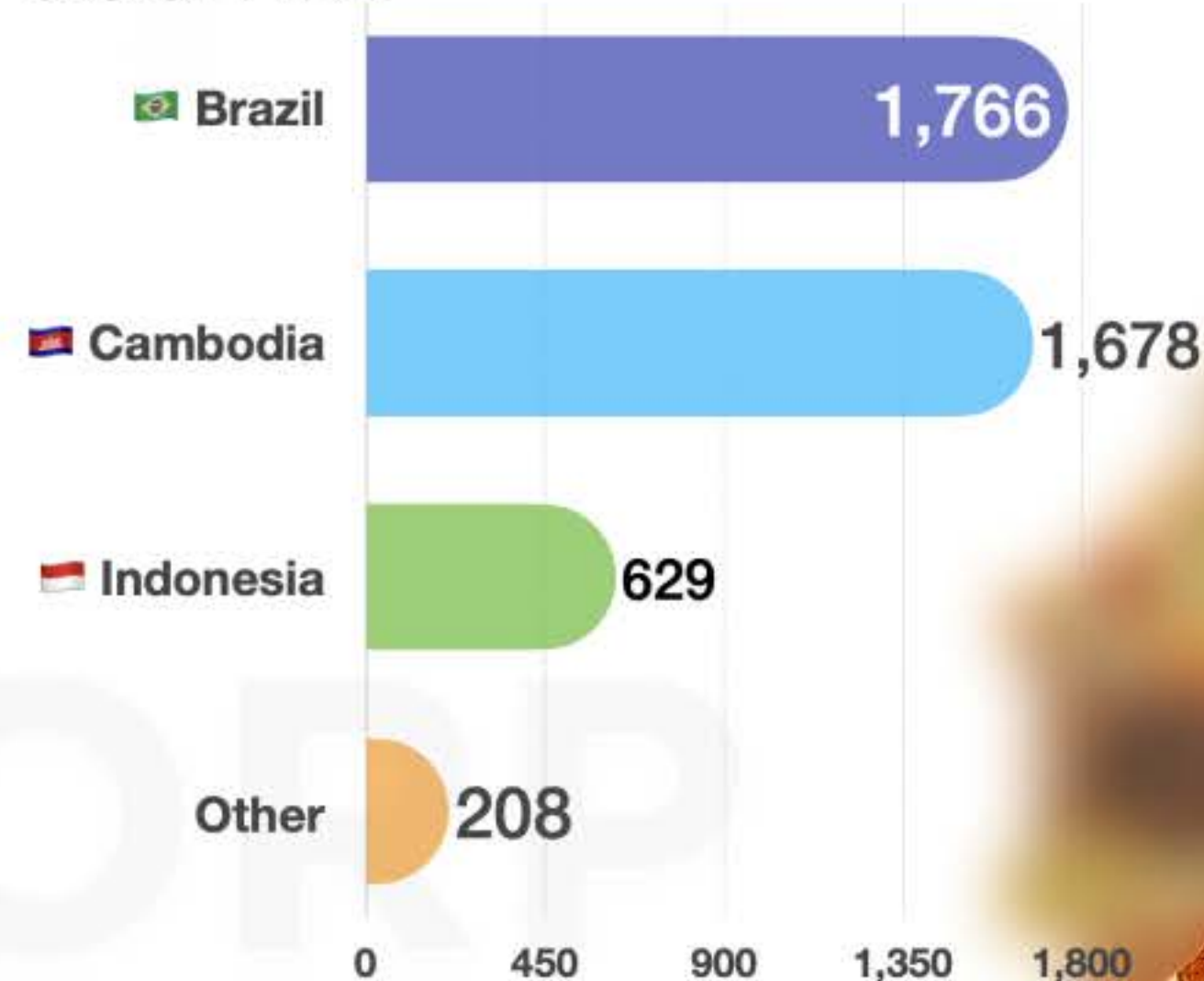
# PEPPER IMPORTING

## IN APRIL 2024

In April 2024, Vietnam imported 4,281 tons, of which black pepper reached 4,085 tons, white pepper reached 196 tons, total import turnover reached 15.6 million USD, compared to the previous month. Import volume increased by 14.9%. Imports mainly come from Brazil: 1,766 tons, accounting for 41.3%; Cambodia: 1,678 tons, accounting for 39.2% and Indonesia: 629 tons, accounting for 14.7%.



### IMPORT VOLUME CHART BY COUNTRY





# PEPPER IMPORTING

## JAN-APR 2024

In the first 4 months of 2024, Vietnam imported 12,269 tons of pepper of all kinds, of which black pepper reached 11,748 tons, white pepper reached 521 tons, compared to the same period last year, the import volume increased by 20.5%. Brazil is the largest pepper supplier to Vietnam, accounting for 50.0%, but decreased by 4.5% over the same period. In contrast, imports from Cambodia increased by 119.4% to 3,762 tons, Indonesia ranked third at 1,393 tons, an increase of 14.0%. **Olam is the largest importer** reaching 5,165 tons, an increase of 29.7% and accounting for 42.1% of the import market share. Next are businesses: Pearl: 1,501 tons, down 4.7%; Lien Thanh: 973 tons, an increase of 140.2%.



**Brazil**

**6.129**



**Cambodia**

**3.762**



**Indonesia**

**1.393**



**Other**

**985**

**MT**



# Currency

The VND exchange rate has continued to stable compare with the USD.





# SHIPPING SITUATION

OCEAN RATES  
CLIMB SHARPLY

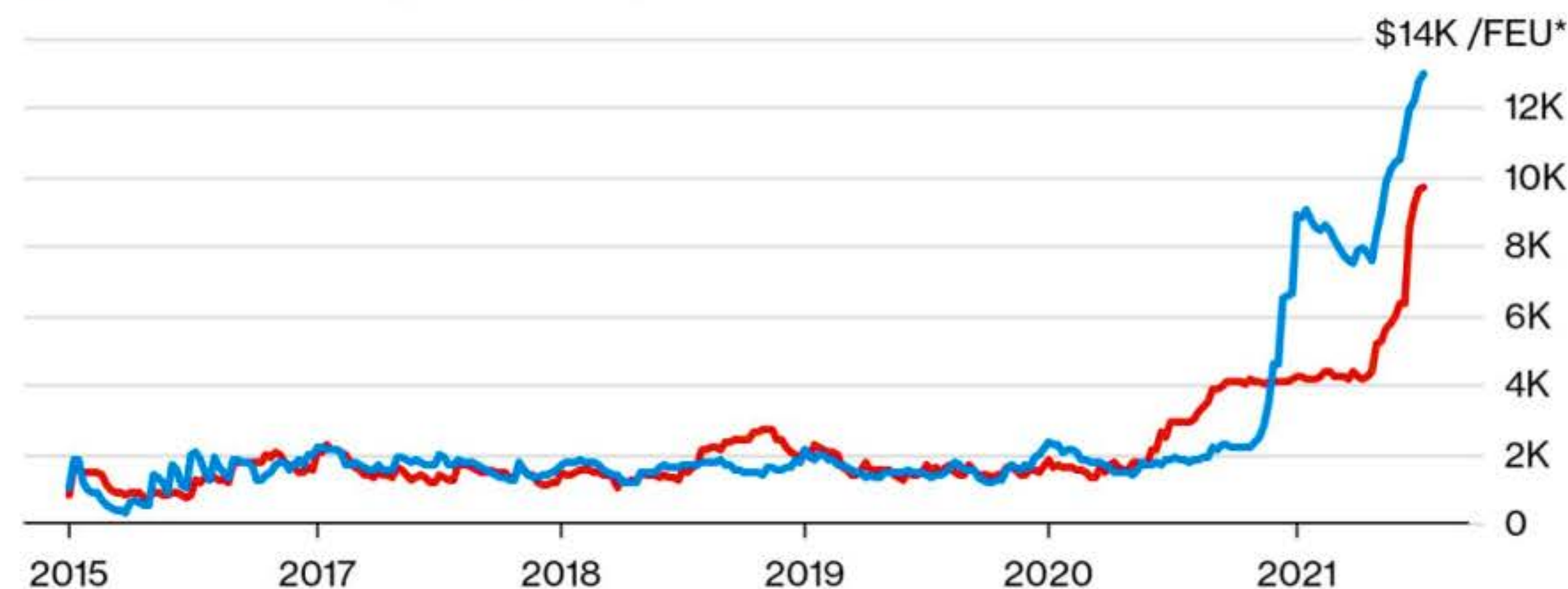


- Ocean freight levels are surging in a period that is usually considered a slack season, especially on the Far East Westbound trade from Asia to Europe, which is widely considered the global blockbuster trade.
- Ex-Asia ocean rates that started climbing last week on May 1st GRIs have now added about \$1,000/FEU across these lanes compared to the end of April, with the latest daily rates reaching about the \$4,000/FEU mark to the US West Coast and N. Europe, \$5,000/FEU to the Mediterranean and about \$5,400/FEU to the East Coast.

### Ocean View

Spot rate for 40-foot shipping container from China to U.S. hits new high

— Shanghai to Los Angeles — Shanghai to Rotterdam



Source: Drewry World Container Index  
\*Note: FEU refers to a 40-foot container

Bloomberg





## QUICK ASSESSMENT OF MAJOR IMPORT MARKETS



### INDIA

India's domestic and international pepper prices recorded an increase in the past 3 weeks.



### INDONESIA

Indonesia's domestic and export pepper prices increased this week as there was little inventory left in circulation.



### MALAYSIA

Malaysian domestic pepper prices recorded an increase from last week. Meanwhile, export prices remain stable and unchanged.



### SRI LANKA

After 2 weeks of recording a decrease, Sri Lankan domestic pepper prices recorded an increase this week, partly influenced by the Sri Lankan Rupee increasing by 1% against USD (296.87 LKR/USD).



### BRAZIL, CAMBODIA, CHINA

Brazilian black pepper prices recorded an increase this week. Meanwhile, Cambodian black pepper prices continue to record stability.





PTEXIM CORP

PTEXIM RESEARCH

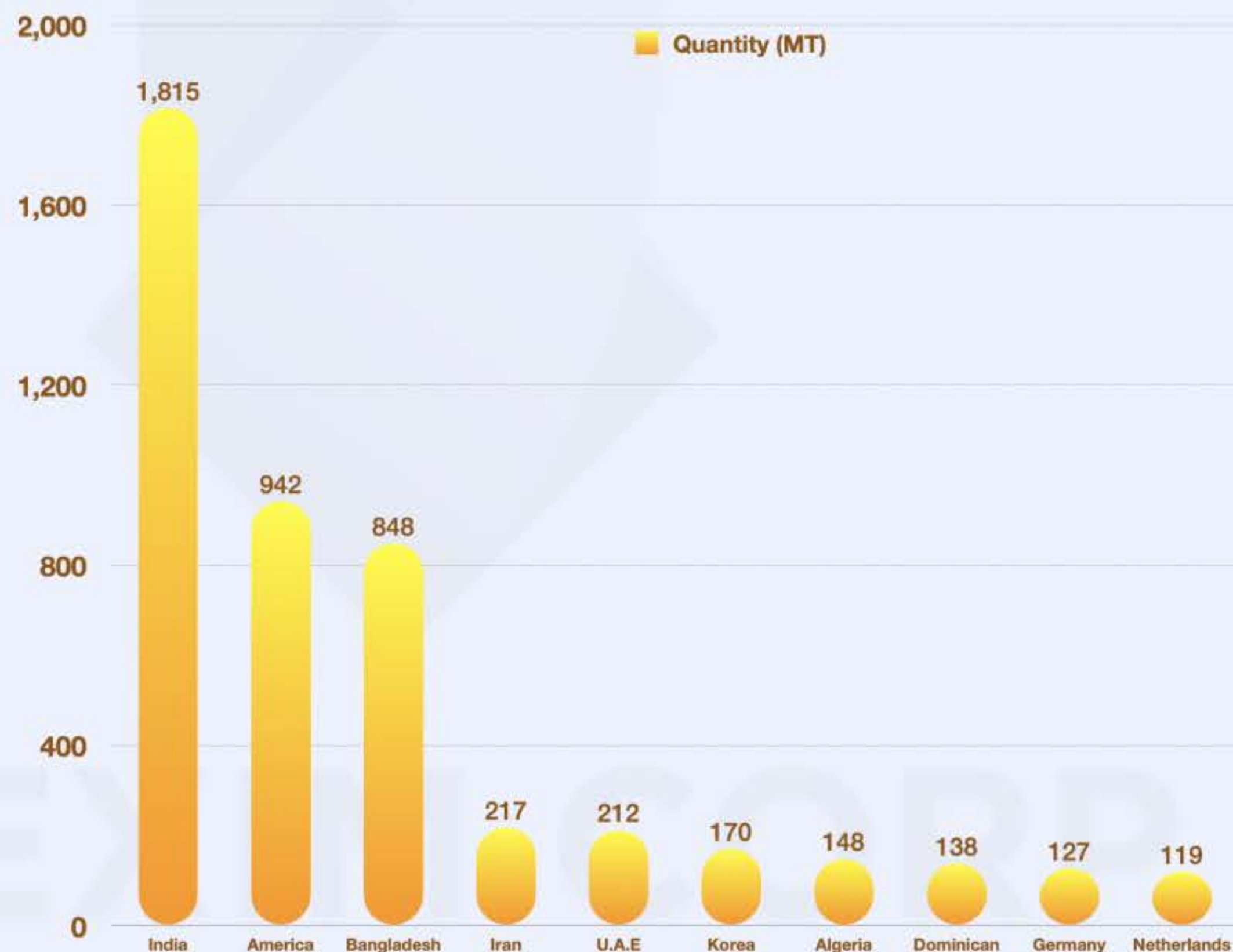
# CASSIA EXPORTING REPORT



# Cassia Exports Insight | April 2024

According to preliminary statistics of VPSA, in April 2024, Vietnam exported 6,386 tons of Cassia, total export turnover reached 19.0 million USD, compared to the previous month, export volume increased by 16.2%. The main export markets of Vietnamese cassia include India: 1,815 tons, up 62.1%; United States: 942 tons, up 2.3%; Bangladesh: 848 tons, up 32.1%; Iran: 217 tons, up 267.8% and UAE: 212 tons, up 133.0% compared to March.

## TOP 10 CASSIA'S IMPORTER FROM VIETNAM



**6,386<sup>MT</sup>**  
**Export**

**19<sup>Mil \$</sup>**  
**Turnover**



# Cassia Exports In First 4 Months 2024 Insight



**22,352** MT  
Export



**65.2** Mil \$  
Turnover

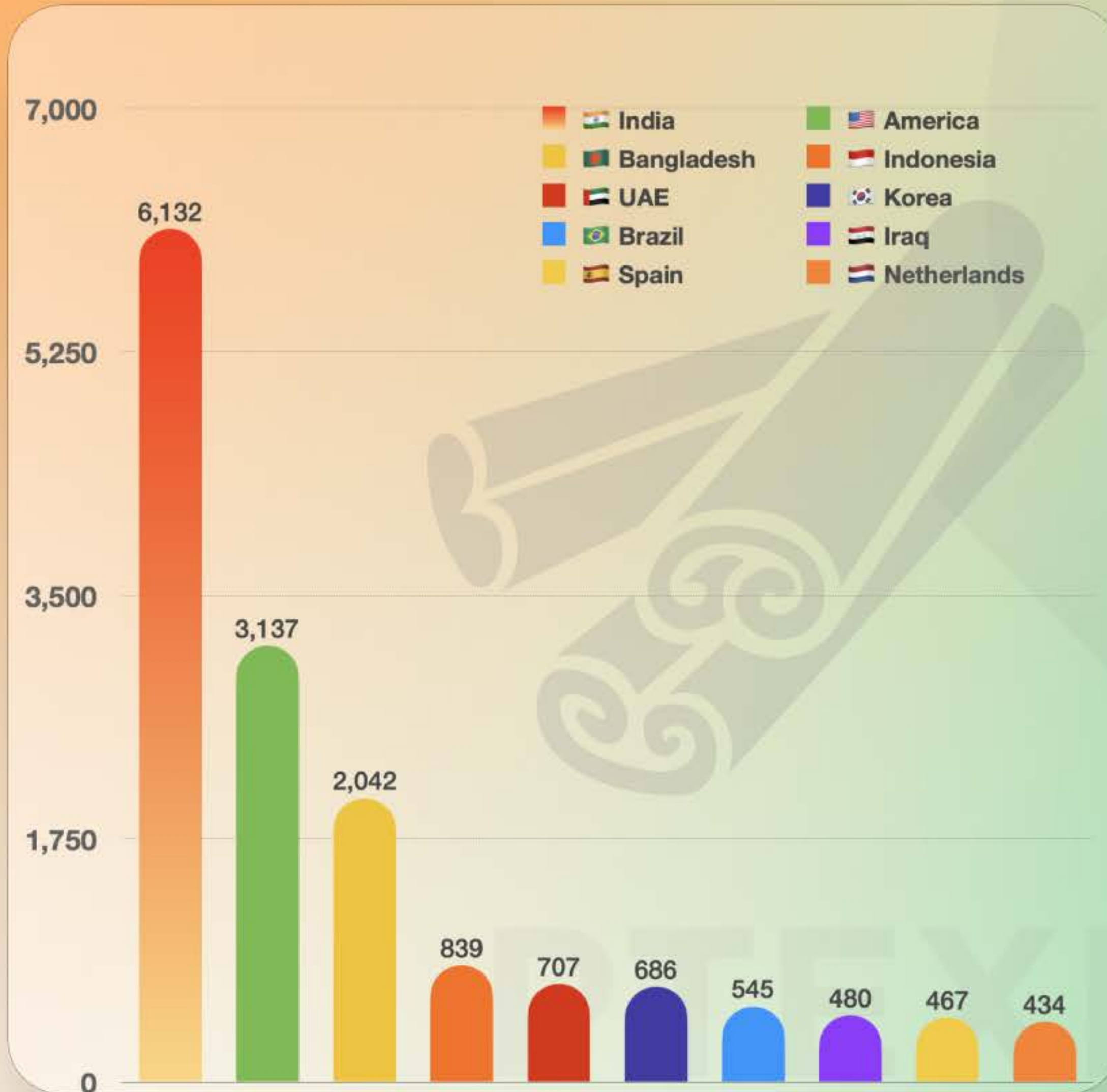


**9.4%**  
Volume

By the end of April 2024, Vietnam exported 22,352 tons of Cassia, total export turnover reached 65.2 million USD, compared to the same period in 2023, export volume decreased by 9.4% and value decreased by 11.0%. India is Vietnam's largest Cassia export market reaching 6,132 tons, accounting for 27.4% but compared to the same period, down 32.9%. The United States, the second largest export market, reached 3,137 tons, accounting for 14.0% and increasing by 13.9%; Bangladesh ranked third with 2,042 tons, accounting for 9.1% and a decrease of 34.8% over the same period.



# INSIGHT | CASSIA EXPORT FIRST 4 MONTHS 2024



<div> <div></div> <div></div> </div>		<div> <div></div> <div></div> </div>
No	Country	Quantity (MT)
1	India	6,132
2	America	3,137
3	Bangladesh	2,042
4	Indonesia	839
5	UAE	707
6	Korea	686
7	Brazil	545
8	Iraq	480
9	Spain	467
10	Netherlands	434
	<b>Others</b>	<b>6,883</b>
	<b><u>TOTAL</u></b>	<b><u>22,352</u></b>





# GUARANTEED LEAD

## CONTENT

We Can Offer Cassia Products According To European And American Standards With Guaranteed LEAD Content Of 1ppm And 2ppm. COUMARIN 2000ppm Or 3000ppm. Metal Powder As KFDA Standard.

*Please Contact For Further Demand For Cassia Stick / Cassia Split / Cassia Broken / Cassia Powder ...*



**1 PPM**



**2 PPM**



**10 PPM**  
Metal Powder

STANDARD

KFDA





PTEXIM RESEARCH

# STAR ANISE EXPORTING REPORT

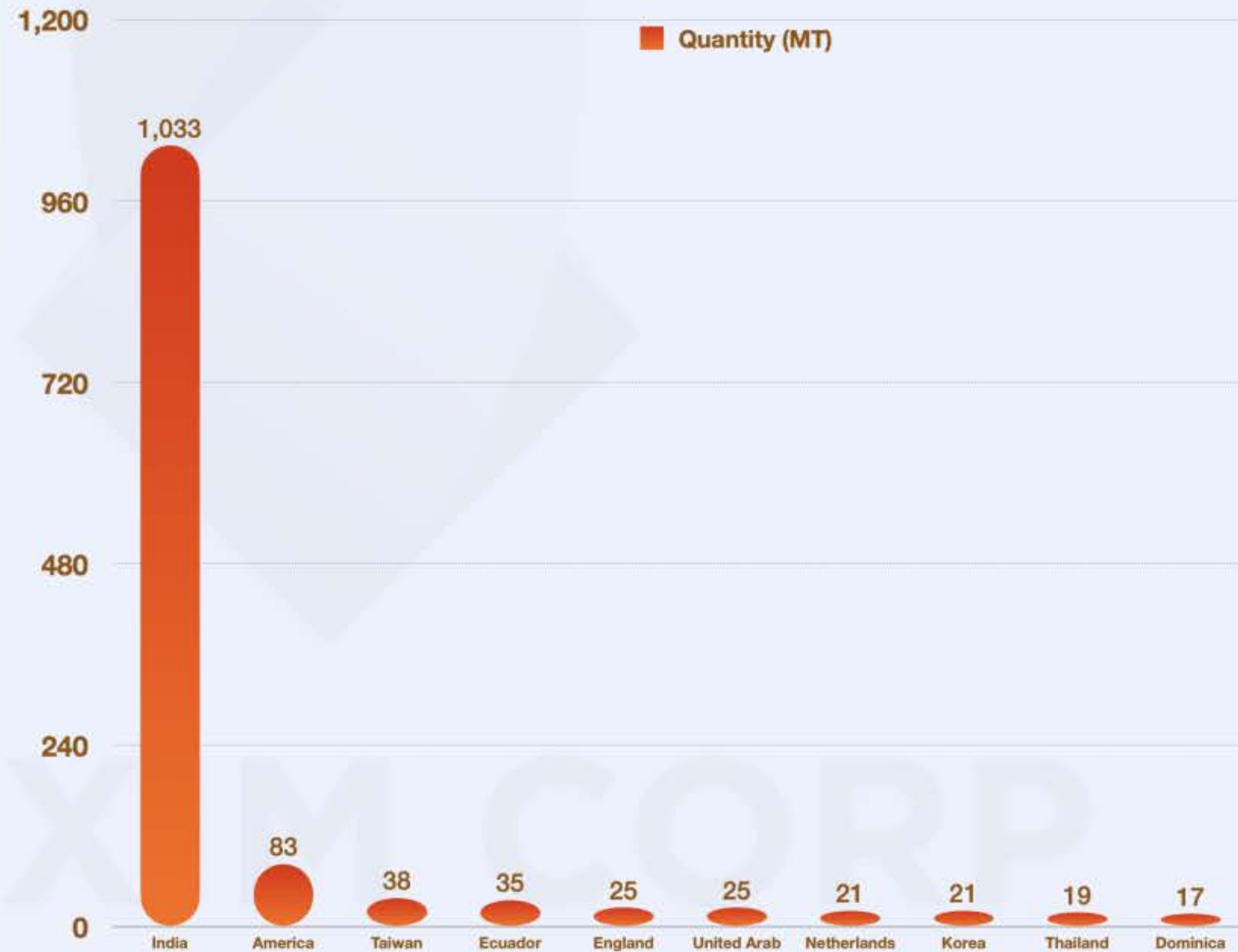




# Star Anise Exports Insight | April 2024

According to preliminary statistics of VPSA, in April 2024, Vietnam exported 1,480 tons of Star Anise, with a turnover of 7.0 million USD, compared to the previous month, the export volume increased by 48.3%. India is the main export market of Vietnam Star Anise, reaching 1,033 tons, accounting for 69.8% and increasing by 60.2% compared to March.

## TOP 10 STAR ANISE'S IMPORTER FROM VIETNAM




**1,480<sup>MT</sup>**  
Export

**7.0<sup>Mil \$</sup>**  
Turnover



# Star Anise Exports In First 4 Months 2024 Insight



**3,915** MT  
Export



**20.3** Mil \$  
Turnover

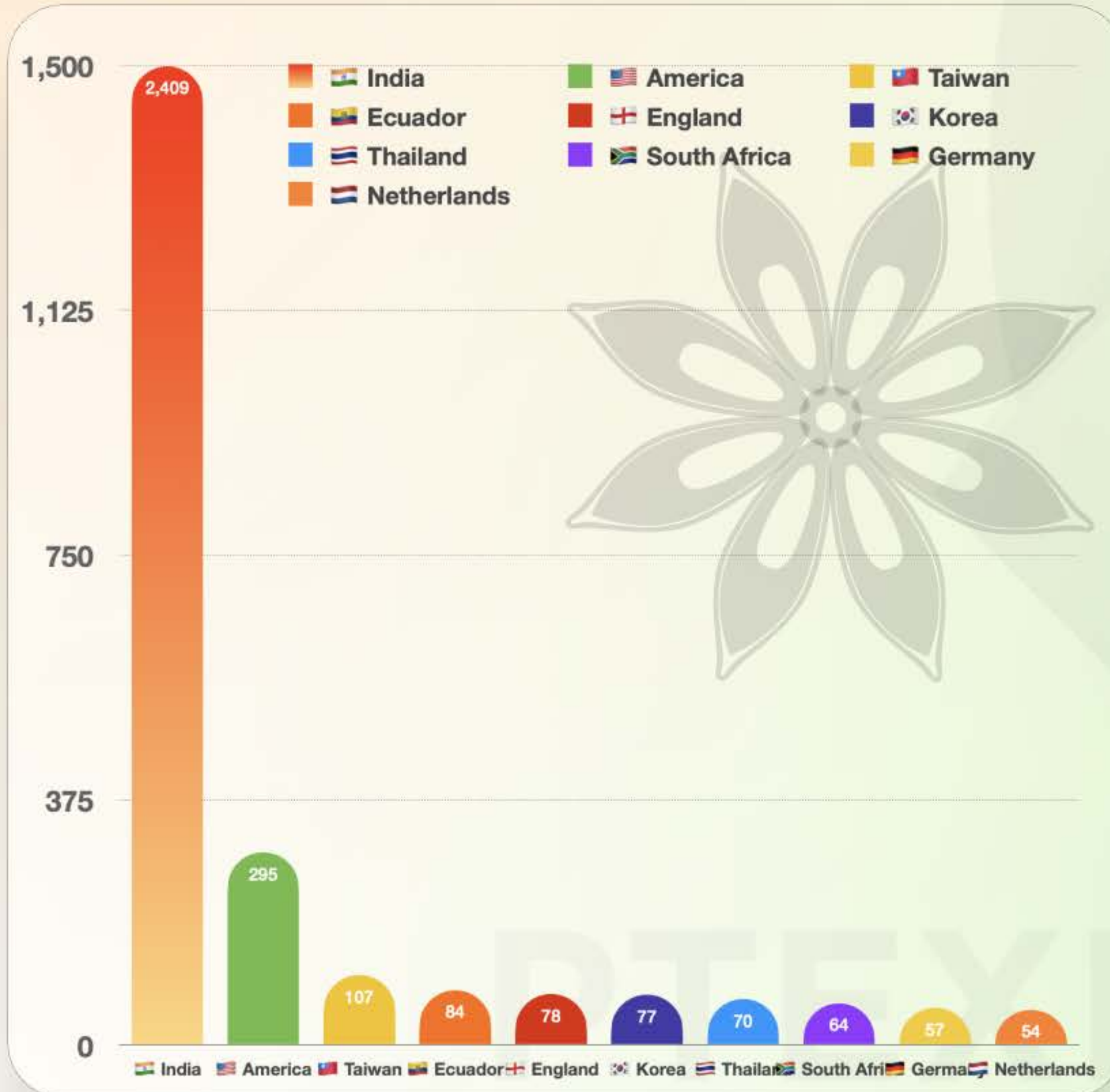


**21.1%**  
Volume

By the end of April 2024, Vietnam exported 3,915 tons of star anise, total export turnover reached 20.3 million USD, compared to the same period last year, export volume decreased by 21.1%, turnover decreased by 34%, 6%. India and the United States are the two main export markets of Vietnam Star Anise, accounting for 61.5% and 7.5% respectively, reaching 2,409 tons and 295 tons.



# INSIGHT | STAR ANISEED FROM JAN TO APR 2024



<div> <div></div> <div></div> </div>		<div> <div></div> <div></div> </div>
No	Country	Quantity (MT)
1	India	2,409
2	America	295
3	Taiwan	107
4	Ecuador	84
5	England	78
6	Korea	77
7	Thailand	70
8	South Africa	64
9	Germany	57
10	Netherlands	54
	<b>Others</b>	620
	<b>TOTAL</b>	<b>3,915</b>



# OTHERS SPICES

CINNAMON (CASSIA) / TURMERIC / STAR ANISE / GINGER



## STAR ANISE

We can offer Star anise with premium quality and ensure European standards for Pesticide/ Anthraquinone/ PAH... etc.



## GINGER

Please send us any request for Ginger Sliced/ Polished Ginger Finger/ Ginger Powder...



## TURMERIC

Please contact for further demand for Turmeric Sliced/ Polished Turmeric Finger / Turmeric Powder ...



# Desiccated Coconut

**// The market stable and all unchanged from last week.**



PTEXIM CO



# ORGANIC STEAM STERILIZED PEPPER



NO	ITEM	FOB (USD/MT)	 EU MAINT	
			PORT	NY/BAL
1	Organic Steam Sterilized Pepper 550G/L	\$7.786	\$7.943	\$8.018
2	Organic Steam Sterilized Pepper 570G/L	\$7.917	\$8.074	\$8.149
3	Steam Sterilized White Pepper 630G/L	\$12.016	\$12.174	\$12.248


## ORGANIC CASSIA ( CINNAMON )

6	ORGANIC WHOLE CASSIA;	\$3.561
7	ORGANIC CASSIA SPLIT;	\$3.213
8	ORGANIC CASSIA BROKEN MACHINE CLEANED 3.5% VO;	\$3.396
9	ORGANIC CASSIA STICK ROLLED 90%;	\$5.486
10	ORGANIC CASSIA POWDER STEAM STERILIZED 3% VO;	\$3.869





# WHOLE PEPPER

NO	ITEM	 FOB (USD/ MT)	 EU MAINT PORT	 NY/BAL
1	VBP 500 G/L FAQ	\$4.390	\$4.547	\$4.622
2	VBP 550 G/L FAQ	\$4.710	\$4.867	\$4.942
3	VBP 500 G/L Double Spiral Cleaned	\$4.775	\$4.932	\$5.007
4	VBP 550 G/L Double Spiral Cleaned	\$4.861	\$5.018	\$5.093
5	VBP 570 G/L Double ASTA	\$4.947	\$5.104	\$5.179
6	VBP 5MM Jumbo Size	\$5.105	\$5.262	\$5.337
7	White PEPPER 630 G/L DW	\$6.854	\$7.012	\$7.086
8	White PEPPER 630 G/L ASTA	\$6.895	\$7.052	\$7.127



STEAM  
STERILIZED  
PEPPER &  
PESTICIDE  
GUARANTEE  
EU COMPLIANCE

NO	 ITEM	FOB (USD/ MT)	 EU MAINT	 NY/BAL
			PORT	
1	Steam Sterilized Pepper 500G/L	\$5.016	\$5.173	\$5.248
2	Steam Sterilized Pepper 550G/L	\$5.191	\$5.348	\$5.423
3	Steam Sterilized Pepper 570G/L	\$5.278	\$5.435	\$5.510
4	Steam Sterilized Pepper 5MM	\$5.375	\$5.532	\$5.607
5	Steam Sterilized White Pepper 630G/L	\$7.330	\$7.487	\$7.562

STEAM STERILIZED PEPPER – EU COMPLIANCE

6	Steam Sterilized Pepper 500G/L	\$5.196	\$5.353	\$5.428
7	Steam Sterilized Pepper 550G/L	\$5.371	\$5.528	\$5.603
8	Steam Sterilized Pepper 570G/L	\$5.458	\$5.615	\$5.690
9	Steam Sterilized Pepper 5MM	\$5.555	\$5.712	\$5.787
10	Steam Sterilized White Pepper 630G/L	\$7.510	\$7.667	\$7.742



# CASSIA ( CINNAMON) GUARANTEE LEAD & METAL POWDER



ITEM	FOB	NOTE
------	-----	------

CASSIA POWDER 2.5% VO	2.624	2.5% VO
CASSIA POWDER 3% VO	3.054	3% VO
CASSIA BROKEN MACHINE CLEANED 2.5% VO	2.524	2.5% VO
CASSIA BROKEN MACHINE CLEANED 3% VO	2.782	3% VO



10 ppm ↓

METAL POWDER



# CASSIA ( CINNAMON) GUARANTEE COUMARIN

ITEM	FOB	NOTE
------	-----	------

CASSIA POWDER 2.5% VO	2.467	2.5% VO
CASSIA POWDER 3% VO	2.854	3% VO
CASSIA BROKEN MACHINE CLEANED 2.5% VO	2.424	2.5% VO
CASSIA BROKEN MACHINE CLEANED 3% VO	2.682	3% VO

↓

1-2 ppm

LEAD CONTENT

 ↓

2000-3000 ppm

COUMARIN CONTENT



EU & US STANDARDS



# CASSIA (CINNAMON)



NO	ITEM	FOB	NOTE
1	WHOLE CASSIA;	\$2.961	>4% VO
2	CASSIA SPLIT;	\$2.613	>3.5% VO
3	CASSIA BROKEN MACHINE CLEANED 2% VO;	\$2.024	>2% VO
4	CASSIA BROKEN MACHINE CLEANED 2.5% VO;	\$2.324	>2.5% VO
5	CASSIA BROKEN MACHINE CLEANED 3% VO;	\$2.582	>3% VO
6	CASSIA BROKEN MACHINE CLEANED 3.5% VO;	\$2.796	>3.5% VO
7	CASSIA BROKEN MACHINE CLEANED 4% VO;	\$3.097	>4% VO
8	CASSIA STICK ROLLED 90%;	\$4.886	>4% VO
9	CASSIA LONG STICK	\$4.585	>4% VO
10	CASSIA POWDER 1 - 1.5% VO;	\$1.595	1-1.5% VO
11	CASSIA POWDER 2% VO;	\$2.153	2% VO
12	CASSIA POWDER 2.5% VO;	\$2.367	2.5% VO
13	CASSIA POWDER 3% VO;	\$2.754	3% VO



CASSIA  
(CINNAMON)  
&  
STAR ANISE

<div><div></div></div>			
<div></div>			
NO	ITEM	FOB	NOTE
1	CASSIA POWDER STEAM STERILIZED 2.5% VO;	\$2.925	2.5% VO
2	CASSIA POWDER STEAM STERILIZED 3% VO;	\$3.351	3% VO
3	CASSIA BROKEN STEAM STERILIZED 2.5% VO;	\$3.041	2.5% VO
4	CASSIA BROKEN STEAM STERILIZED 3% VO;	\$3.269	3% VO

STAR ANISE

<div><div></div></div>			
<div></div>			
NO	ITEM	FOB	NOTE
1	STAR ANISE SPRING CROP	\$7.104	2.0cm, 80% up
2	STAR ANISE AUTUMN CROP;	\$7.533	2.5cm, 80% up
3	STAR ANISE SUNDRIED EU COMPLIANCE;	\$7.833	2.5cm, 80% up



# TURMERIC GINGER



## TURMERIC

NQ	ITEM	FOB
1	TURMERIC FINGER;	\$2.163
2	POLISHED TURMERIC FINGER;	\$2.249
3	TURMERIC POWDER;	\$1.906
4	TURMERIC SLICE SUN DRIED;	\$1.691
5	WASHED TURMERIC SLICE SUN DRIED;	\$1.906
6	TURMERIC SLICE MACHINE DRIED;	\$2.378

## GINGER

NQ	ITEM	FOB
1	GINGER POWDER	\$ 3.107
2	GINGER SLICED	\$ 3.751
3	POLISHED GINGER FINGER	\$ 3.322





# OTHER HERBS & SPICES



NO

ITEM


PTEXIM OFFER (\$/MT)

1	IPM Indian Celery 99% Machine Clean	\$1.980
2	EU IPM Whole chilie With Stem 5531	\$2.595
3	NON IPM Whole Chili With Stem 334	\$2.646
4	NON IPM Whole Chili With Stem 5531	\$2.270
5	IPM Indian Coriander 99.5% sortex - Egale	\$1.820
6	IPM Indian Cumin 99.5% sortex	\$4.560
7	IPM Whole Turmeric recleaned, destoned,	\$2.410
8	IPM Whole Turmeric recleaned, destoned,	\$2.595
9	IPM Ground Turmeric Min 2.5% CU	\$2.470
10	IPM Ground Turmeric Min 3% CU	\$2.645



# Desiccated Coconut

## NORMAL QUALITY

ITEM	 FOB (\$/MT)	FAT
DESICCATED COCONUT HIGHT FAT MEDIUM GRADE	\$2.489	60-63%
DESICCATED COCONUT HIGHT FAT FINE GRADE	\$2.424	60-63%
DESICCATED COCONUT MEDIUM FAT FINE GRADE	\$2.229	50-55%
DESICCATED COCONUT LOW FAT FINE GRADE	\$1.276	30-35%

## EU QUALITY – BRC FACTORY

ITEM	 FOB (\$/MT)	FAT
DESICCATED COCONUT HIGHT FAT MEDIUM GRADE	\$2.467	MIN 63%
DESICCATED COCONUT HIGHT FAT FINE GRADE	\$2.532	MIN 63%
DESICCATED COCONUT CHIPS GRADE	\$3.781	MIN 63%
DESICCATED COCONUT FLAKES GRADE	\$3.781	MIN 63%





# PEPPER POWDER PESTICIDE GUARANTEE



## GROUND STEAM STERILIZED BLACK PEPPER

NO	ITEM	FOB
1	- Half Cracked HTST black peppe 6 -> 8#;	\$6.241
2	- Granulate HTST black pepper 8 -> 12#;	\$6.133
4	- Table HTST black pepper 18 -> 28# ;	\$5.970
5	- Fine HTST black pepper 30 -> 34# ;	\$5.970
6	- Ground HTST black pepper 40 -> 100# ;	\$5.698

## GROUND STEAM STERILIZED WHITE PEPPER

6	Ground HTST white pepper 40 > 100# ;	\$7.986
---	--------------------------------------	---------



*We are happy to meet you here again!*

**28 May - 1 Jun**

Bangkok, Thailand



Booth No.

**12 - VV44**



**11 -14 June**

Seoul, Korea



Booth No.

**5F101**



**14 -17 July**

Chicago, USA



Booth No.

**4745**



**19 - 23 October**

Paris, France



Booth No.

**Update soon**



**19 - 21 November**

Frankfurt, Germany



Booth No.

**Update soon**





# #19 April Pepper's Market Report

[www.ptexim.com.vn](http://www.ptexim.com.vn)

Please do not hesitate to send me if you have any further request.



 **Hien, Nguyen Vu**  
**CEO** at PTEXIM Corp

 [spices@ptexim.com.vn](mailto:spices@ptexim.com.vn)

 **+84 90 22222 95**

 43, Str. 17, An Phu Ward, Thu Duc City, Ho Chi Minh City, Vietnam

## PTEXIM CERTIFICATE



## PTEXIM FACTORY



**1. WHOLE SPICES FACTORY** (Daklak Province, VN)



**2. FOOD FACTORY** (Ba Ria Vung Tau Province, VN)



**3. CASSIA & STAR ANISE FACTORY** (Yen Bai Province, VN)