

▶ PTEXIM are thrilled to welcome to our booth at

 **IFT: first**

ANNUAL EVENT AND EXPO

July 14-17, 2024



Booth #4745, Chicago, IL





PTEXIM CORP

#27

June Monthly Report



#27 Weekly Insights

June 2024

Change volume

+10.2%

6,969 MT

USA Top Buyer

Indonesia 946

Cambodia 537

-0.6% to last week

159,000 VND/kg

07/07 **08/07**

PHUC THINH EXPORT IMPORT INVESTMENT CORPORATION
 ADD : 43 STREET 17, QUARTER 5, AN PHU WARD, THU DUC CITY, HO CHI MINH CITY, VIETNAM

A MONTHLY BLACK PEPPER'S MARKET REPORT 2024
BY PTEXIM RESEARCH

VND/kg

-0.6%
to last week



#27

Weekly Insights



KEY POINTS WEEK 27

VIETNAM'S PEPPER PRICE
IN WEEK 27
2 - 8 JULY

-0.6%

- Last week, the price of pepper was **rapid fluctuations**, with prices fluctuating by \$100–200 within a day. However, after the decrease, the price of pepper **quickly recovered within a few hours**. By the end of the week, the price of pepper decreased from 160,000 VND to 159,000 VND, equivalent to 0,6% down.
- Demand has been relatively slow in the entire market as many countries have **started holidays**.

1

Brazil's Pepper Production Forecasted to Plummet in 2024 Due to Prolonged Drought




There have been clearer information in the second largest pepper supplier in the world, Brazil. Many experts in Brazil assess that the 2024 season is severely affected by **prolonged drought**. Brazil's production is expected to be the **lowest in many years**, with a decrease in the **harvest of the 2024 season by 20-40% compared to 2023**.

1

Brazil's Pepper Production Forecasted to Plummet in 2024 Due to Prolonged Drought

If the forecasts of experts regarding Brazil are accurate, we can expect the pepper market to become more active from September onwards.



Black Pepper Brazil's Production

PTEXIM CORP



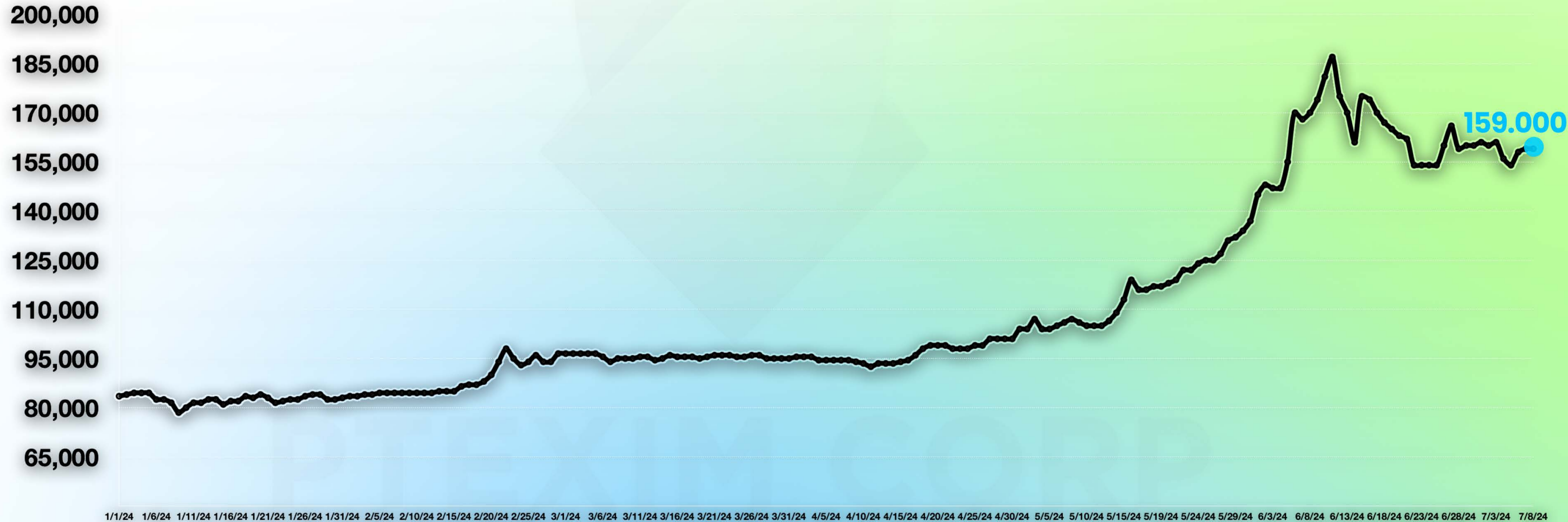
PTEXIM CORP

2024

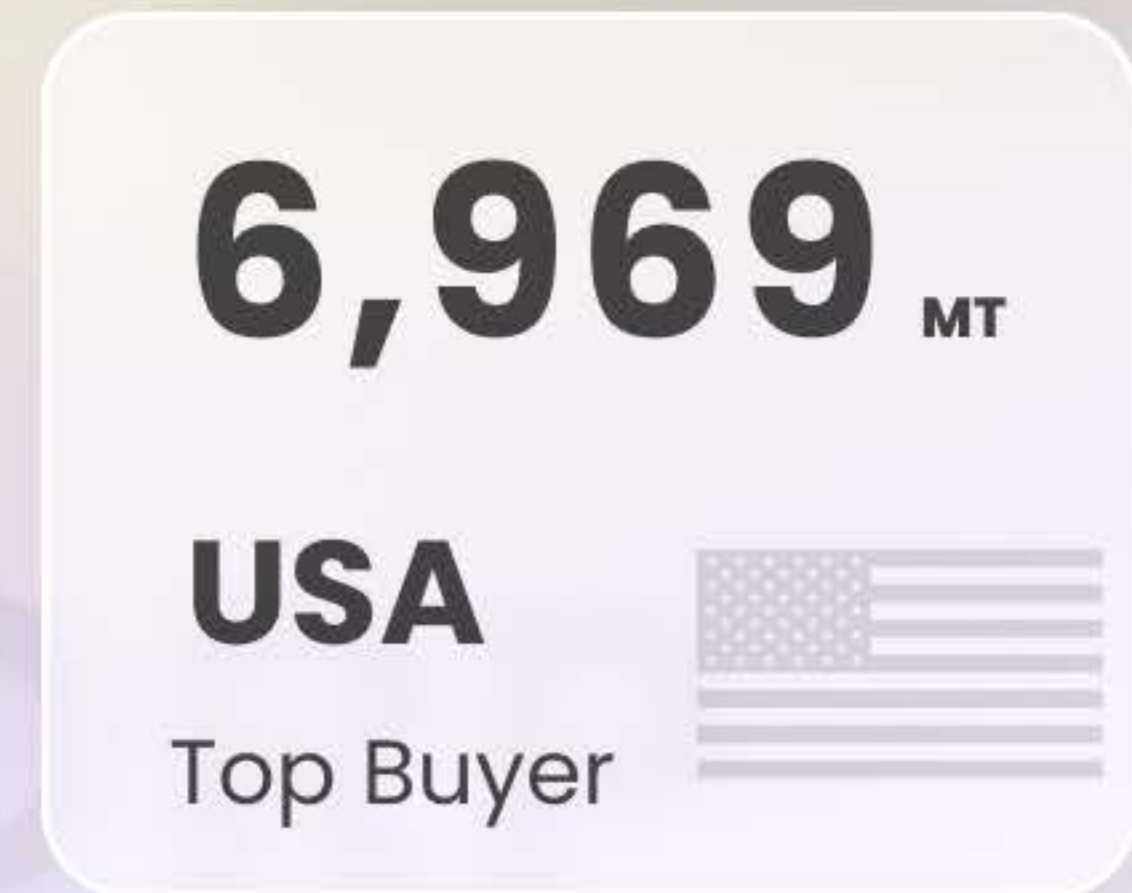
FROM Jan - 8 July 2024

Vietnam Black Pepper Price Chart VNĐ/kg

Pepper price has had an impressive increase in 2024 with an increase from 83,500vnd from January 1, 2024 to 159.000 until July 8th, 2024, corresponding to an **increase of 90,5%** in recent times.



Pepper Exports Insight | June 2024



Pepper Exports Insight | June 2024

According to VPSA's preliminary statistics, in June 2024, Vietnam exported 28,162 tons of pepper, black pepper reached 24,988 tons, white pepper reached 3,174 tons. Total export turnover reached 141.1 million USD, black pepper reached 122.2 million USD, white pepper reached 18.9 million USD. Compared to last month, export volume decreased by 10.2%, however turnover increased slightly 0.1%. The average export price of black pepper in June reached 5,067 USD/ton, white pepper reached 6,922 USD/ton, an increase of 11.5% for black pepper and 13.4% for white pepper compared to the previous month.

28,162 ^{MT}

Export



141.1 ^{Mil \$}

Turnover



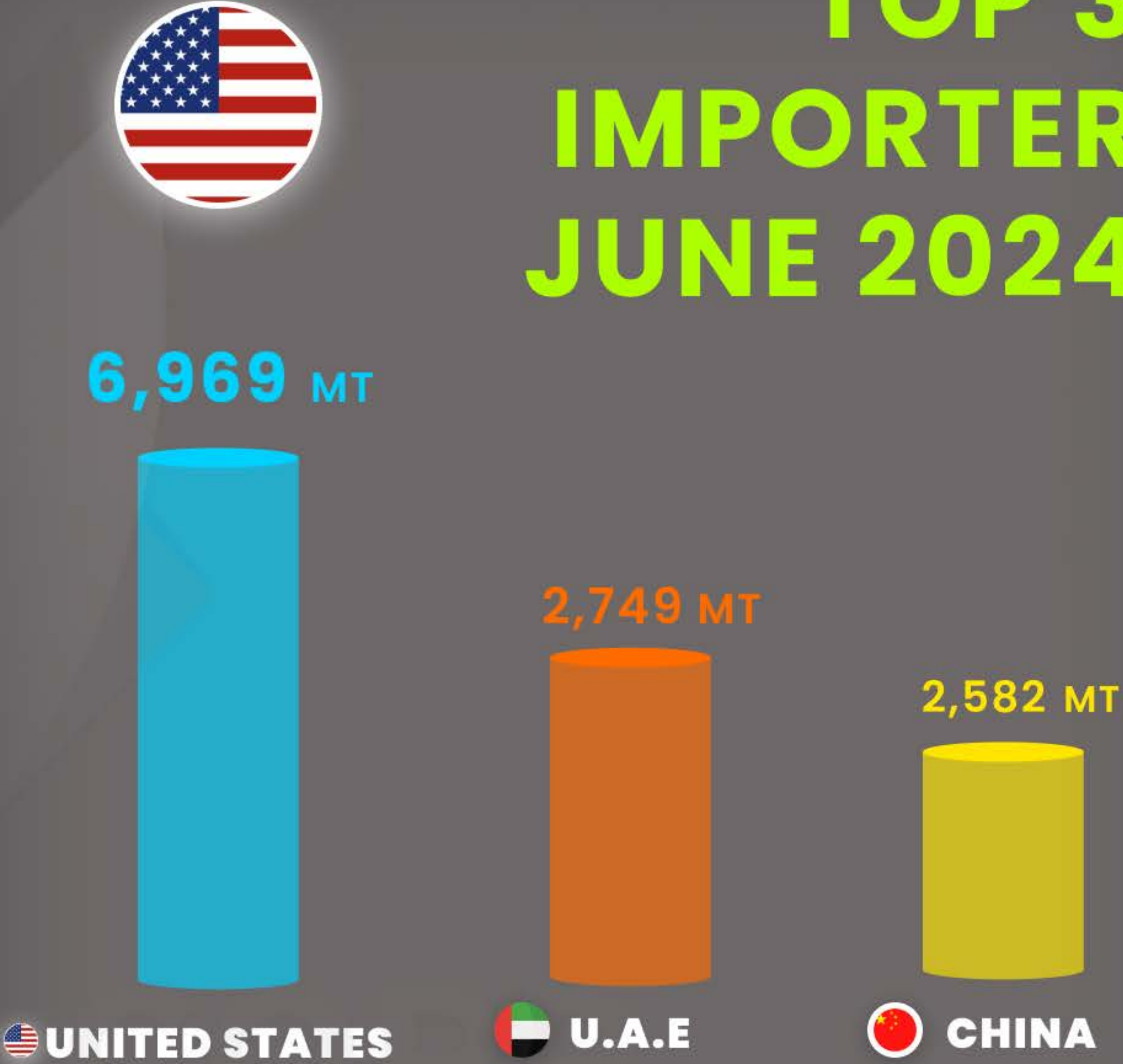
↓ **+10.2%**

Pepper Exports Insight | June 2024

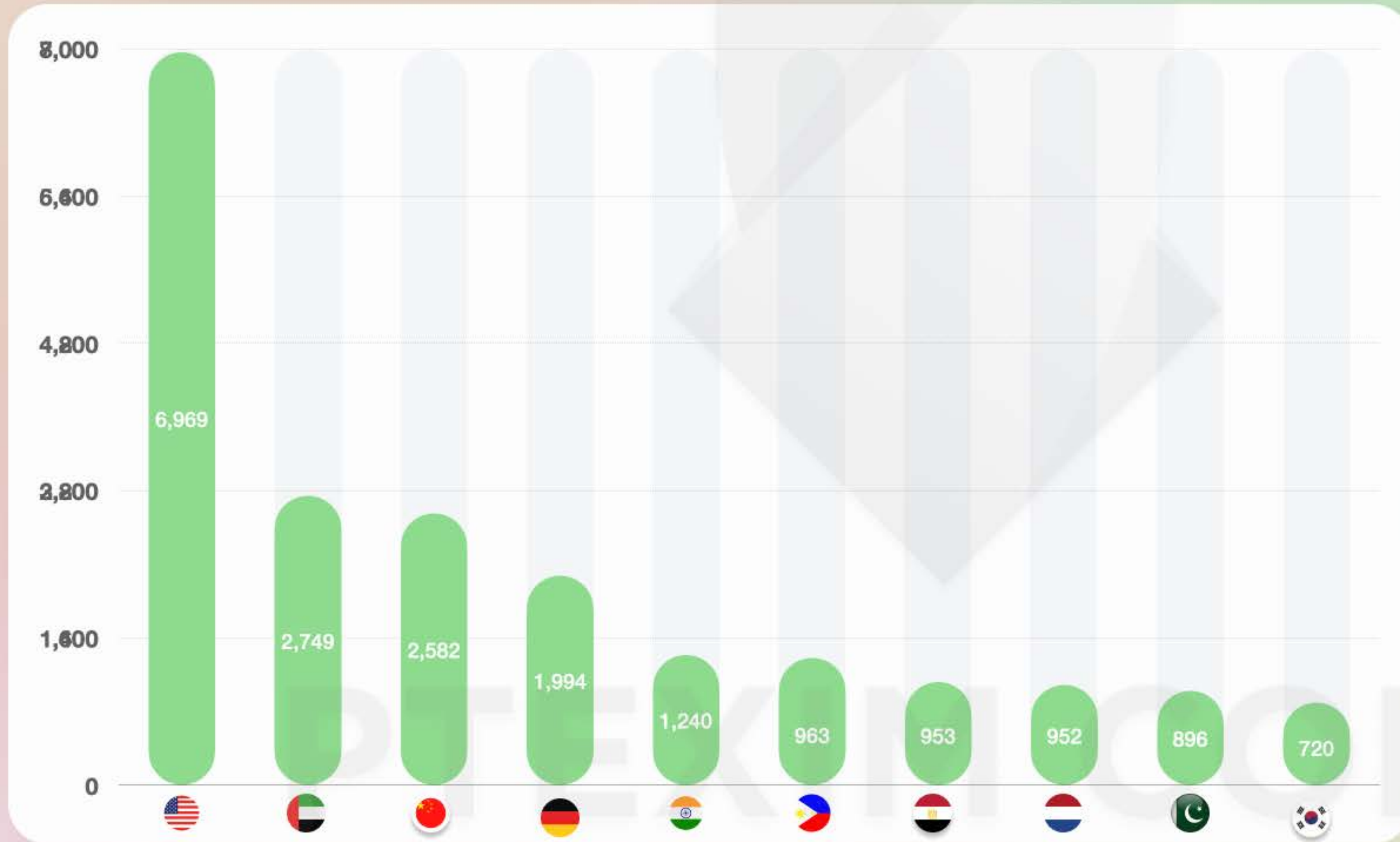
Pepper exports to the United States continued to account for the largest proportion in June reaching 6,969 tons, down 9.4% compared to May. Next are UAE markets: 2,749 tons, China: 2,582 tons, Germany: 1,994 tons, India: 1,240 tons...



TOP 3 IMPORTER JUNE 2024



Pepper Exports Insight | June 2024



No	Country	Value (\$)	Quantity (Mt)
1	America	34,179,390	6,969
2	United Arab	15,919,208	2,749
3	China	7,027,116	2,582
4	Germany	11,092,383	1,994
5	India	6,430,288	1,240
6	Philippine	4,285,553	963
7	Egypt	5,492,145	953
8	Netherlands	5,439,025	952
9	Pakistan	4,445,737	896
10	Korea	4,649,025	720
	Others	42,158,048	8,144
	TOTAL	141,117,918	28,162

Pepper Exports Insight | Jan-June 2024

142,586 MT

Export



634.2 Mil \$

Turnover



↓ - **6.8%**

Change

Volume



4,365 \$/TON

Average

BLACK PEPPER



5,983 \$/TON

Average

WHITE PEPPER



37,435 MT

USA

Top Buyer



Pepper Exports Insight | Jan-June 2024

End of June 2024, Vietnam had exported 142,586 tons of pepper, of which black pepper reached 125,959 tons, white pepper reached 16,627 tons. Total export turnover reached 634.2 million USD, black pepper reached 539.9 million USD, white pepper reached 94.3 million USD. Compared to the same period last year, export volume decreased by 6.8%, but export turnover increased by 30.5%. The average export price of black pepper in 6 months reached 4,365 USD/ton, white pepper reached 5,983 USD/ton, an increase of 922 USD for black pepper and 1,028 USD for white pepper compared to the same period in the same 6 months of 2023.

142,586 MT

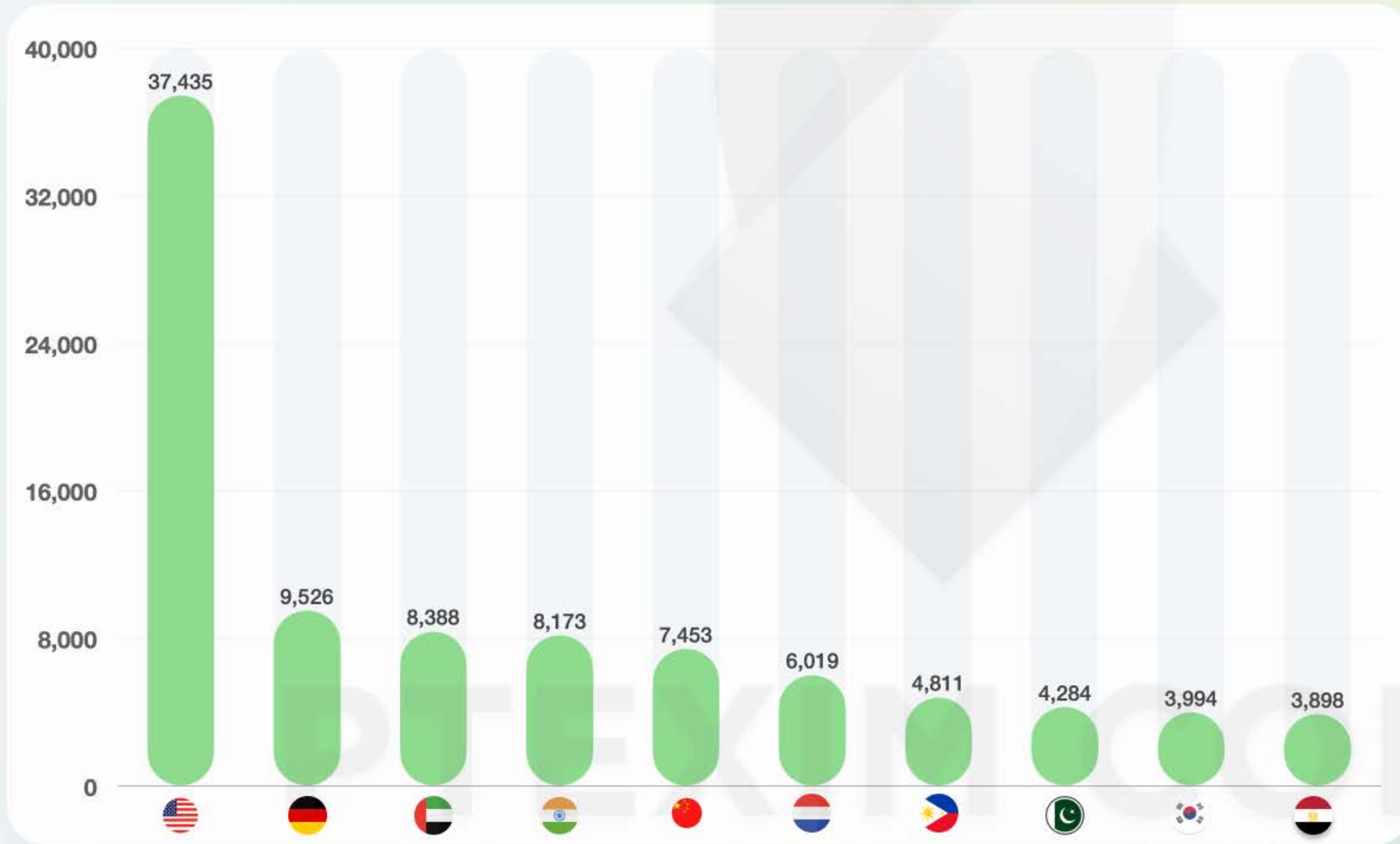
Export

634.2 Mil \$

Turnover

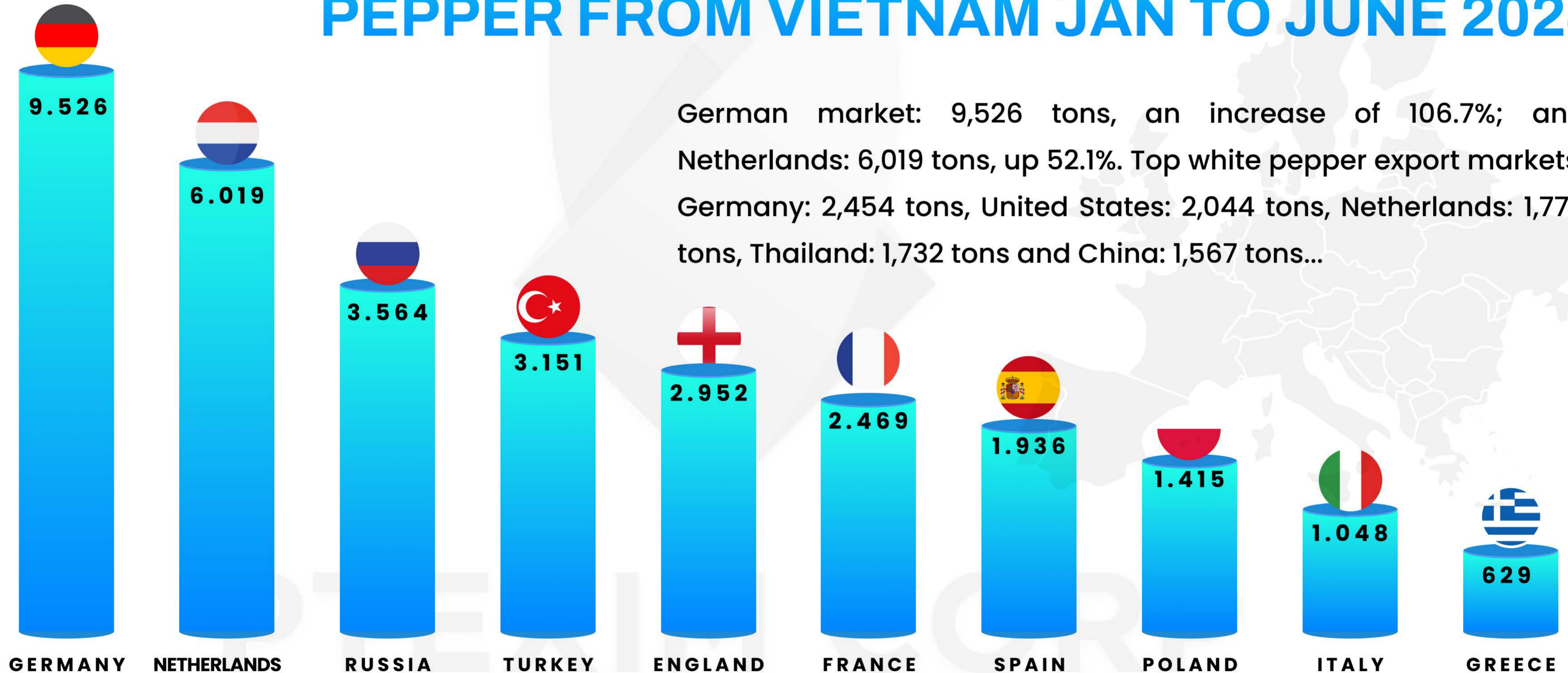
↓ - **6.8%**

Pepper Exports Insight | Jan - June 2024



No	Country	Quantity (Mt)
1	America	37,435
2	Germany	9,526
3	United Arab	8,388
4	India	8,173
5	China	7,453
6	Netherlands	6,019
7	Philippine	4,811
8	Pakistan	4,284
9	Korea	3,994
10	Egypt	3,898
	Others	48,605
	TOTAL	142,586

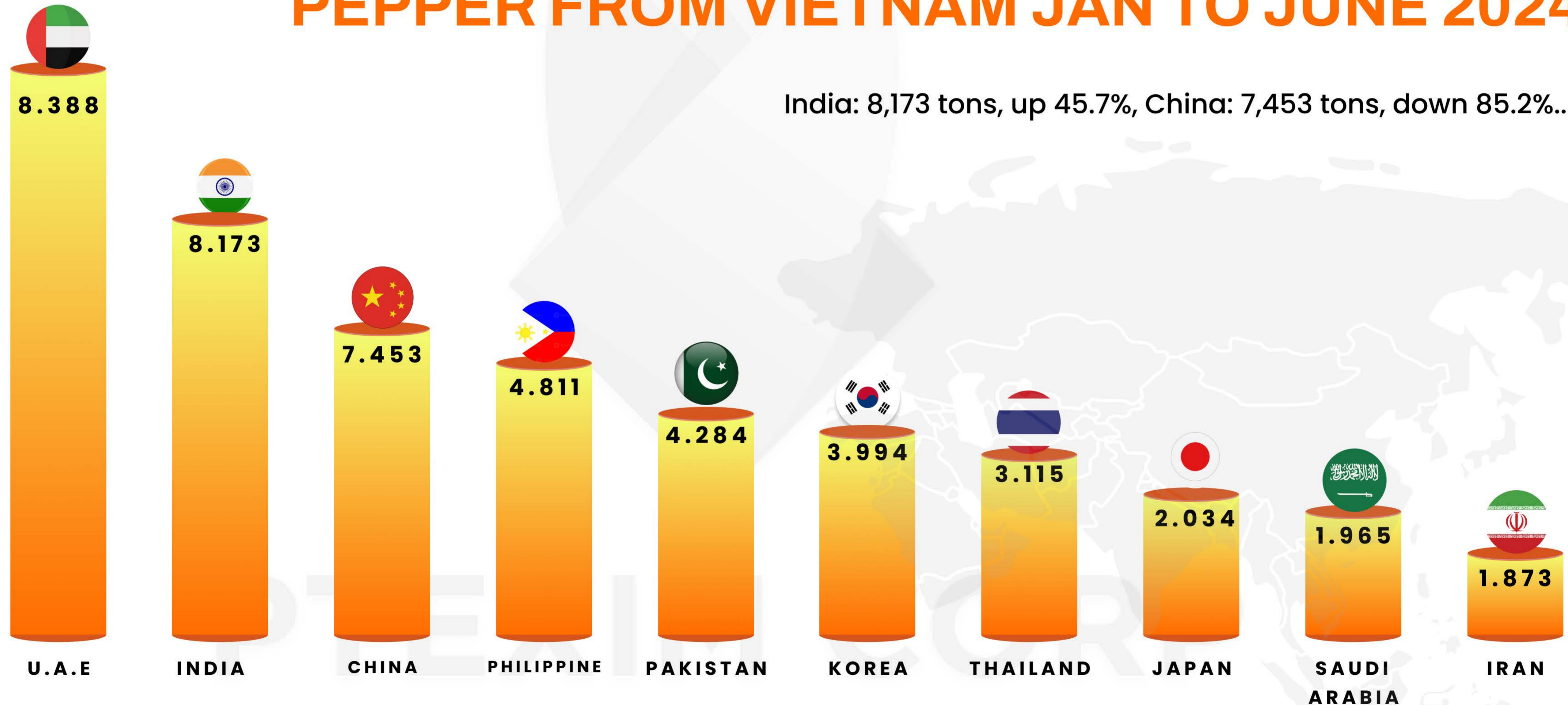
TOP 10 EU COUNTRIES IMPORT PEPPER FROM VIETNAM JAN TO JUNE 2024



German market: 9,526 tons, an increase of 106.7%; and Netherlands: 6,019 tons, up 52.1%. Top white pepper export markets: Germany: 2,454 tons, United States: 2,044 tons, Netherlands: 1,779 tons, Thailand: 1,732 tons and China: 1,567 tons...

TOP 10 ASIA COUNTRIES IMPORT PEPPER FROM VIETNAM JAN TO JUNE 2024

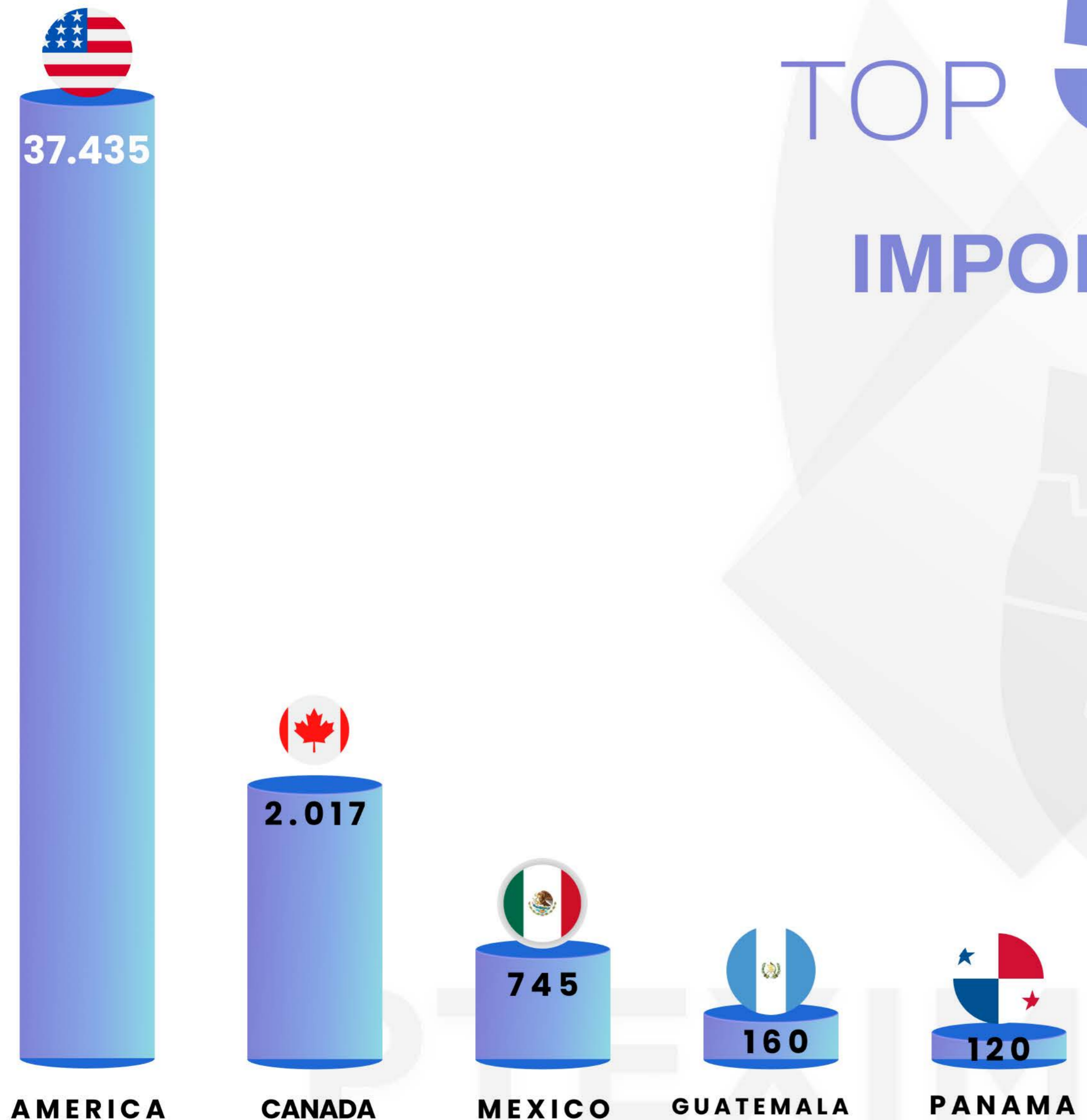
India: 8,173 tons, up 45.7%, China: 7,453 tons, down 85.2%...



TOP 5 US COUNTRIES

IMPORT PEPPER FROM VIETNAM

JAN TO JUNE 2024



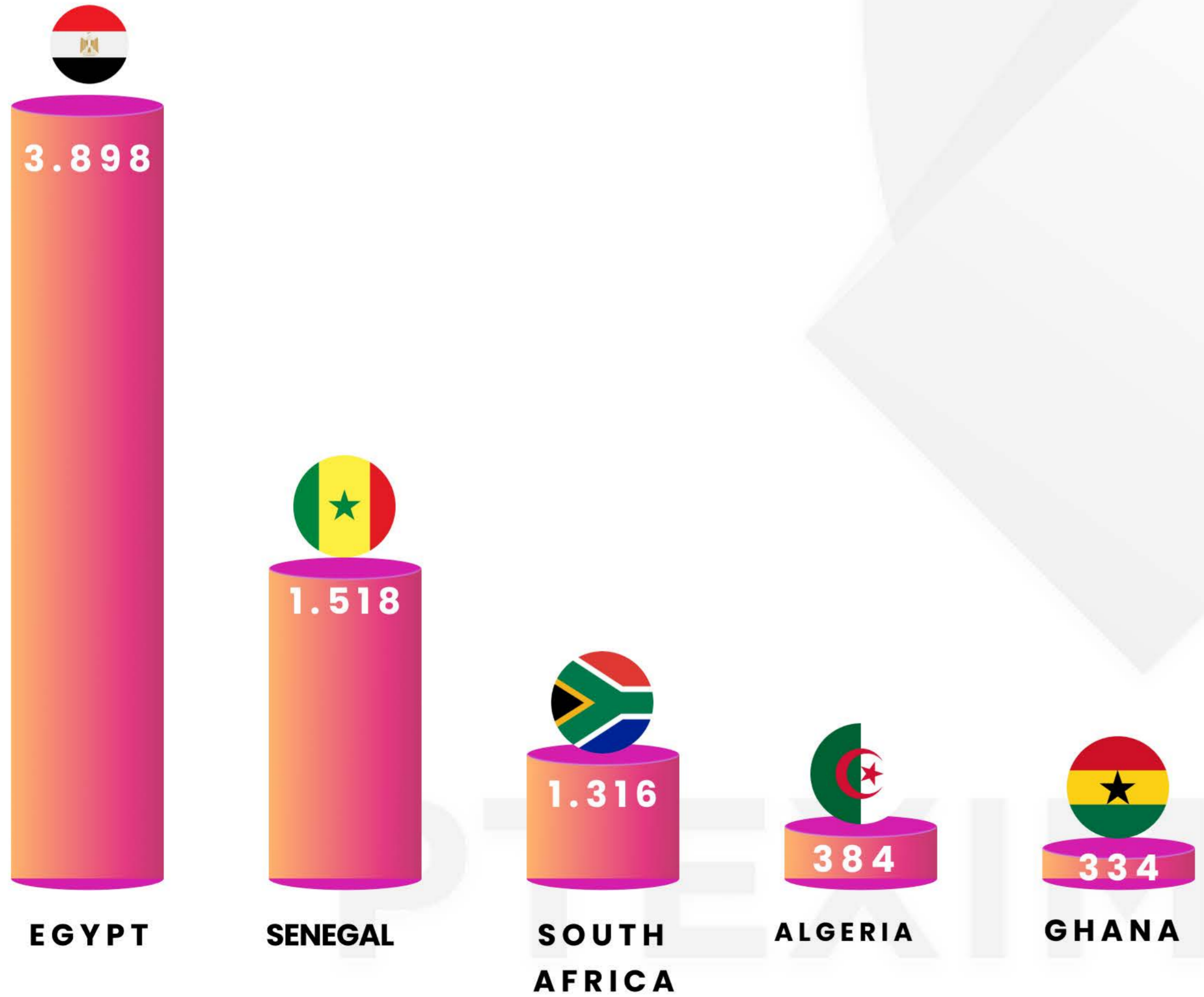
In the first 6 months of 2024, exports to the United States increased by 44.6% to 37,435 tons, accounting for 26.3% of the market share.

TOP 5 AFRICA

COUNTRIES IMPORT

PEPPER FROM VIETNAM

JAN TO JUNE 2024



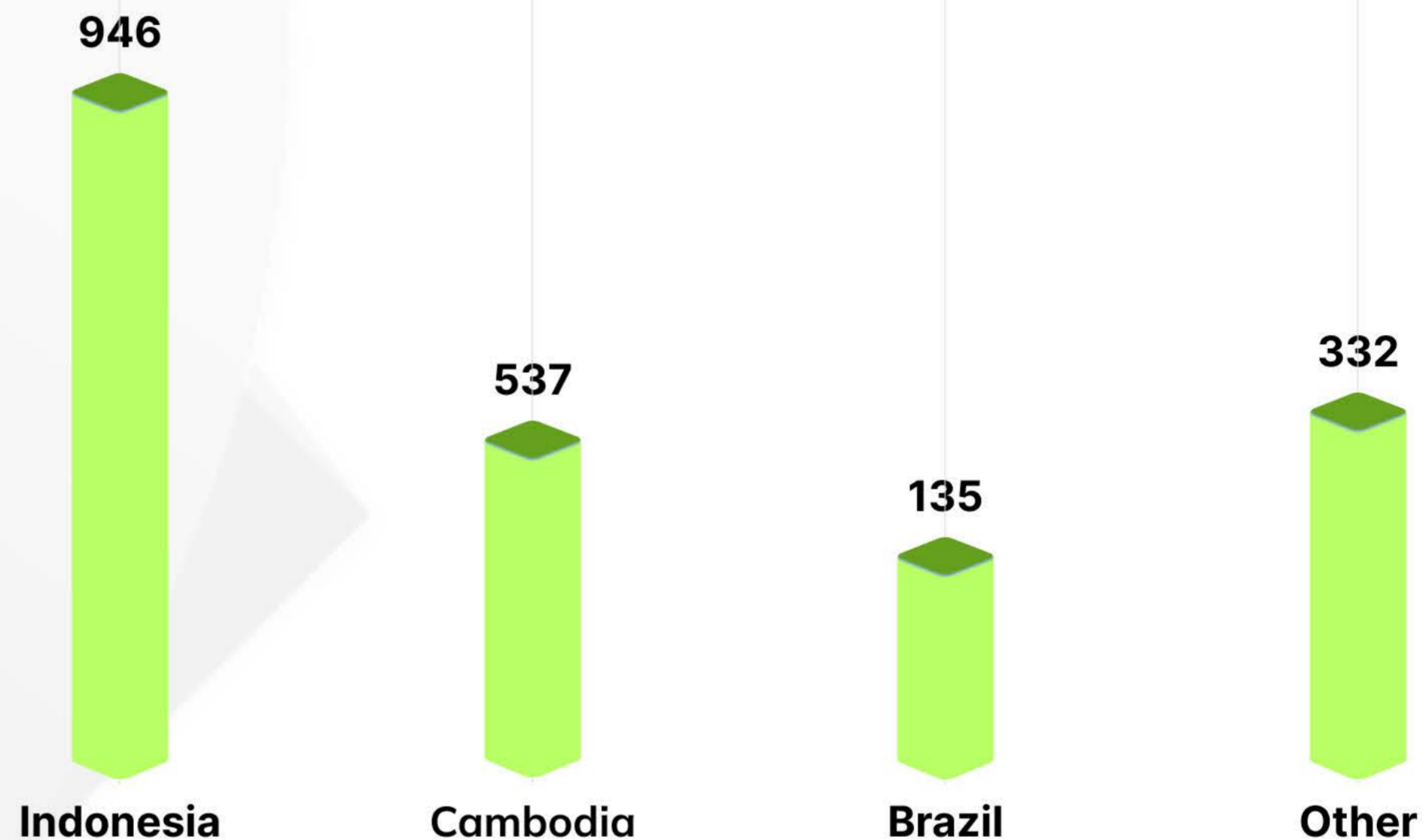
BLACK PEPPER IMPORT TO VIETNAM INSIGHT

PTEXIM

PEPPER IMPORTING IN JUNE 2024

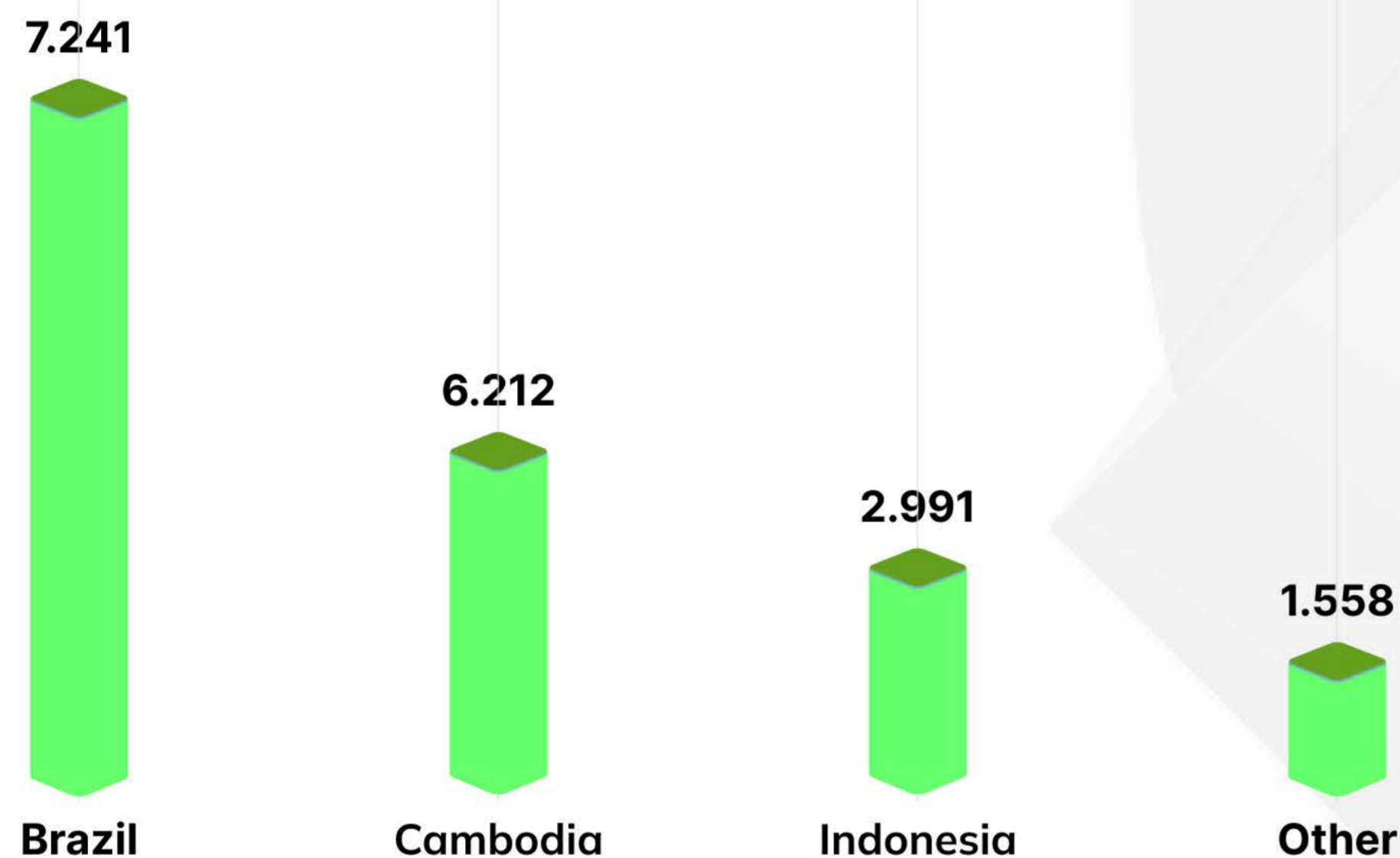
Black pepper
Import

1,950 MT



Preliminary statistics of VPSA, in June 2024, Vietnam imported 1,950 tons, of which black pepper reached 1,134 tons, white pepper reached 816 tons, total import turnover reached 8.5 million USD, compared to the previous month Imports decreased by 48.5%. Imports from Indonesia increased by 45.1% to 946 tons, while imports from Cambodia decreased by 71.9% to reach 537 tons and imports from Brazil decreased by 86.2% to reach 135 tons.

PEPPER IMPORTING IN 6 MONTHS 2024



Black pepper
Import

18,002 MT

Progressively from January 1 to June 30, 2024, Vietnam imported 18,002 tons of pepper, of which black pepper reached 16,357 tons, white pepper reached 1,645 tons, total import turnover reached 69.6 million USD, compared to the same period last year, imports increased by 18.9%. The 3 main countries supplying pepper to Vietnam include: Brazil: 7,241 tons, down 22.3%; Cambodia: 6,212 tons, up 34.5%; Indonesia: 2,991 tons, up 67.3%.

Currency

The VND exchange rate has continued to stable compare with the USD.

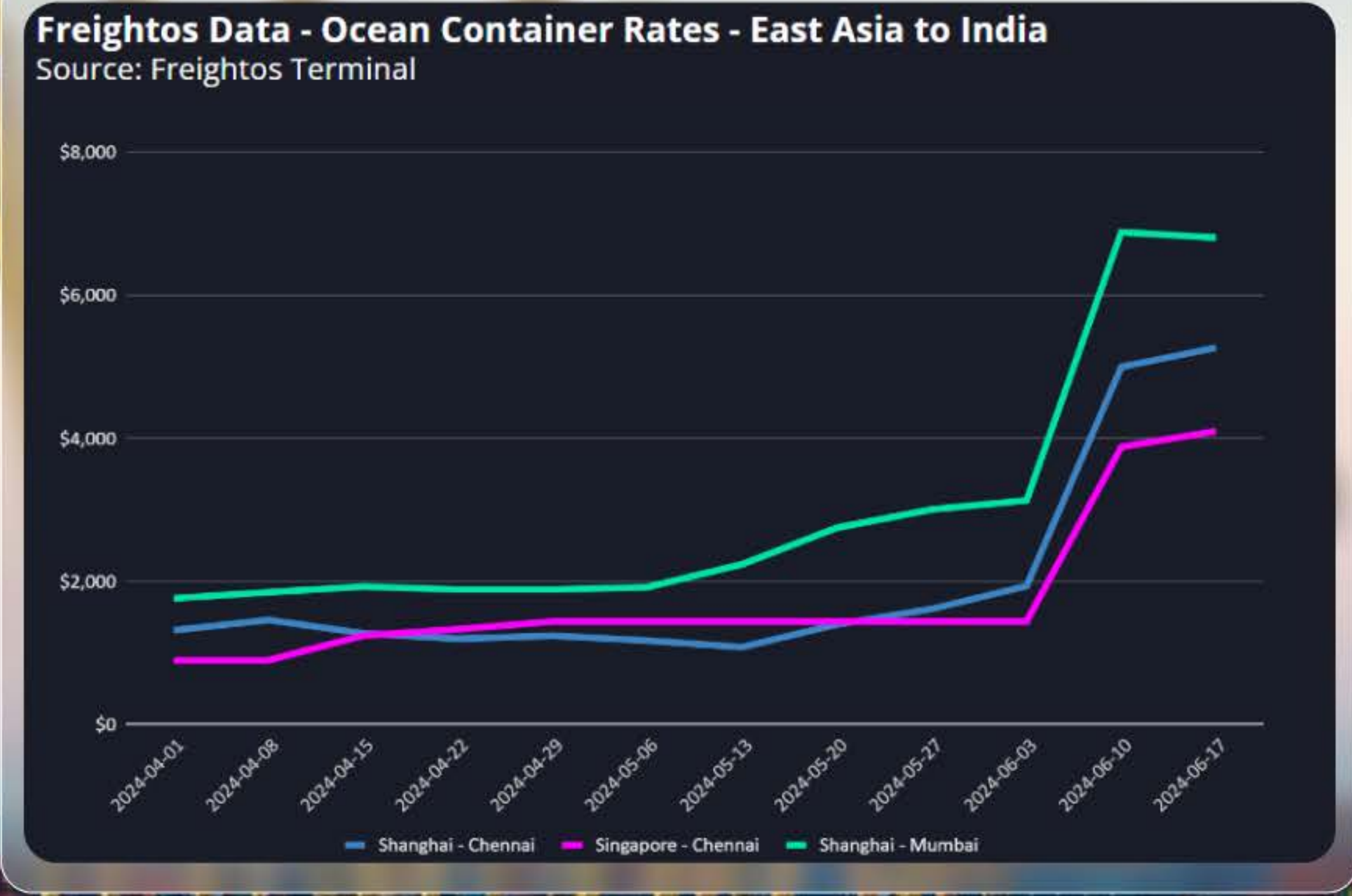


SHIPPING SITUATION



CONGESTION, SUPPLY TIGHTER, SPOT RATES CONTINUED TO CLIMB

- The combination of an early peak season, Red Sea diversions making capacity tight and knock-on port congestion making supply even tighter meant ex-Asia ocean spot rates continued to climb last week.
- With transpacific demand projected to peak in August rates are likely to continue climbing, with additional surcharge hikes and General Rate Increases announced for July to N. America and to Europe which could push rate levels up to about \$10k/FEU on some lanes.





GUARANTEED LEAD



CONTENT

We Can Offer Cassia Products According To European And American Standards With Guaranteed LEAD Content Of 1ppm And 2ppm. COUMARIN 2000ppm Or 3000ppm. Metal Powder As KFDA Standard.

Please Contact For Further Demand For Cassia Stick / Cassia Split / Cassia Broken / Cassia Powder ...



OTHERS SPICES

CINNAMON (CASSIA) / TURMERIC / STAR ANISE / GINGER



STAR ANISE

We can offer Star anise with premium quality and ensure European standards for Pesticide/ Anthraquinone/ PAH... etc.



GINGER

The market **uptrend** and very limited raw material offer available. Please send us any request for Ginger Sliced/ Polished Ginger Finger/ Ginger Powder...



TURMERIC

The market **uptrend** and very limited raw material offer available. Please contact for further demand for Turmeric Sliced/ Polished Turmeric Finger / Turmeric Powder ...

Desiccated Coconut

// The market stable and all unchanged from last week.



PTEXIM CO

ORGANIC STEAM STERILIZED PEPPER



	☰ ITEM		🇪🇺 EU MAINT PORT	🇺🇸 NY/BAL
NO		FOB (USD/MT)		
1	Organic Steam Sterilized Pepper 550G/L	\$11.558	\$11.929	\$11.978
2	Organic Steam Sterilized Pepper 570G/L	\$11.756	\$12.127	\$12.176
3	Steam Sterilized White Pepper 630G/L	\$17.596	\$17.968	\$18.016

ORGANIC CASSIA (CINNAMON)

6	ORGANIC WHOLE CASSIA;		\$3.561
7	ORGANIC CASSIA SPLIT;		\$3.213
8	ORGANIC CASSIA BROKEN MACHINE CLEANED 3.5% VO;		\$3.396
9	ORGANIC CASSIA STICK ROLLED 90%;		\$5.486
10	ORGANIC CASSIA POWDER STEAM STERILIZED 3% VO;		\$3.869



WHOLE PEPPER

				
NO	ITEM	FOB (USD/MT)	EU MAINT PORT	NY/BAL
1	VBP 500 G/L FAQ	\$6.582	\$6.954	\$7.002
2	VBP 550 G/L FAQ	\$7.045	\$7.417	\$7.465
3	VBP 500 G/L Double Spiral Cleaned	\$7.143	\$7.514	\$7.563
4	VBP 550 G/L Double Spiral Cleaned	\$7.272	\$7.644	\$7.692
5	VBP 570 G/L Double ASTA	\$7.402	\$7.774	\$7.822
6	VBP 5MM Jumbo Size	\$7.648	\$8.019	\$8.068
7	White PEPPER 630 G/L DW	\$10.200	\$10.571	\$10.620
8	White PEPPER 630 G/L ASTA	\$10.241	\$10.612	\$10.661

STEAM

STERILIZED

PEPPER &

PESTICIDE

GUARANTEE

EU COMPLIANCE

				
NO	ITEM	FOB (USD/MT)	EU MAINT PORT	NY/BAL
1	Steam Sterilized Pepper 500G/L	\$7.442	\$7.813	\$7.862
2	Steam Sterilized Pepper 550G/L	\$7.705	\$8.077	\$8.125
3	Steam Sterilized Pepper 570G/L	\$7.837	\$8.209	\$8.257
4	Steam Sterilized Pepper 5MM	\$7.969	\$8.340	\$8.389
5	Steam Sterilized White Pepper 630G/L	\$10.818	\$11.189	\$11.238

STEAM STERILIZED PEPPER – EU COMPLIANCE

6	Steam Sterilized Pepper 500G/L	\$7.622	\$7.993	\$8.042
7	Steam Sterilized Pepper 550G/L	\$7.885	\$8.257	\$8.305
8	Steam Sterilized Pepper 570G/L	\$8.017	\$8.389	\$8.437
9	Steam Sterilized Pepper 5MM	\$8.149	\$8.520	\$8.569
10	Steam Sterilized White Pepper 630G/L	\$10.998	\$11.369	\$11.418

CASSIA (CINNAMON) GUARANTEE LEAD & METAL POWDER



ITEM	FOB	NOTE
CASSIA POWDER 2.5% VO	2.624	2.5% VO
CASSIA POWDER 3% VO	3.054	3% VO
CASSIA BROKEN MACHINE CLEANED 2.5% VO	2.524	2.5% VO
CASSIA BROKEN MACHINE CLEANED 3% VO	2.782	3% VO

10 ppm
METAL POWDER



CASSIA (CINNAMON) GUARANTEE COUMARIN

ITEM	FOB	NOTE
CASSIA POWDER 2.5% VO	2.467	2.5% VO
CASSIA POWDER 3% VO	2.854	3% VO
CASSIA BROKEN MACHINE CLEANED 2.5% VO	2.424	2.5% VO
CASSIA BROKEN MACHINE CLEANED 3% VO	2.682	3% VO

1-2 ppm LEAD CONTENT
2000-3000 ppm COUMARIN CONTENT



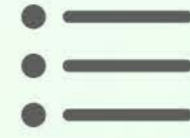
EU & US STANDARDS

CASSIA (CINNAMON)




NO	ITEM	FOB	NOTE
1	WHOLE CASSIA;	\$2.961	>4% VO
2	CASSIA SPLIT;	\$2.613	>3.5% VO
3	CASSIA BROKEN MACHINE CLEANED 2% VO;	\$2.024	>2% VO
4	CASSIA BROKEN MACHINE CLEANED 2.5% VO;	\$2.324	>2.5% VO
5	CASSIA BROKEN MACHINE CLEANED 3% VO;	\$2.582	>3% VO
6	CASSIA BROKEN MACHINE CLEANED 3.5% VO;	\$2.796	>3.5% VO
7	CASSIA BROKEN MACHINE CLEANED 4% VO;	\$3.097	>4% VO
8	CASSIA STICK ROLLED 90%;	\$4.886	>4% VO
9	CASSIA LONG STICK	\$4.585	>4% VO
10	CASSIA POWDER 1 - 1.5% VO;	\$1.595	1-1.5% VO
11	CASSIA POWDER 2% VO;	\$2.153	2% VO
12	CASSIA POWDER 2.5% VO;	\$2.367	2.5% VO
13	CASSIA POWDER 3% VO;	\$2.754	3% VO

CASSIA (CINNAMON) & STAR ANISE



NO	ITEM	FOB	NOTE
1	CASSIA POWDER STEAM STERILIZED 2.5% VO;	\$2.925	2.5% VO
2	CASSIA POWDER STEAM STERILIZED 3% VO;	\$3.351	3% VO
3	CASSIA BROKEN STEAM STERILIZED 2.5% VO;	\$3.041	2.5% VO
4	CASSIA BROKEN STEAM STERILIZED 3% VO;	\$3.269	3% VO



STAR ANISE



NO	ITEM	FOB	NOTE
1	STAR ANISE SPRING CROP	\$7.104	2.0cm, 80% up
2	STAR ANISE AUTUMN CROP;	\$7.533	2.5cm, 80% up
3	STAR ANISE SUNDRIED EU COMPLIANCE;	\$7.833	2.5cm, 80% up

TURMERIC GINGER



TURMERIC

NO	☰ ITEM	🏛️ FOB
1	TURMERIC FINGER;	\$2.163
2	POLISHED TURMERIC FINGER;	\$2.249
3	TURMERIC POWDER;	\$1.906
4	TURMERIC SLICE SUN DRIED;	\$1.691
5	WASHED TURMERIC SLICE SUN DRIED;	\$1.906
6	TURMERIC SLICE MACHINE DRIED;	\$2.378

GINGER

NO	☰ ITEM	🏛️ FOB
1	GINGER POWDER	\$ 3.107
2	GINGER SLICED	\$ 3.751
3	POLISHED GINGER FINGER	\$ 3.322

PEPPER POWDER PESTICIDE GUARANTEE



GROUND STEAM STERILIZED BLACK PEPPER

NO	ITEM	FOB
1	- Half Cracked HTST black peppe 6 -> 8#;	\$9.073
2	- Granulate HTST black pepper 8 -> 12#;	\$8.915
4	- Table HTST black pepper 18 -> 28# ;	\$8.679
5	- Fine HTST black pepper 30 -> 34# ;	\$8.679
6	- Ground HTST black pepper 40 -> 100# ;	\$8.284

GROUND STEAM STERILIZED WHITE PEPPER

6	Ground HTST white pepper 40 > 100# ;	\$11.847
---	--------------------------------------	----------



OTHER HERBS & SPICES



NO

ITEM

PTEXIM OFFER (\$/MT)

1	Ground Chilli (25-40K SHU)	\$3.850
2	Ground Chilli (Min. 50K SHU)	\$3.900
3	Crushed Chilli 5-7mm (25-40K SHU)	\$4.850
4	Crushed Chilli 5-7mm (Min. 50K SHU)	\$5.080
5	Whole Celery 99.5%	\$2.650
6	Cumin Seeds 99.5%	\$5.600
7	Ground Cumin 30mesh Min. 1.5% VO	\$5.850
8	Fenugreek Seeds 99.5%	\$1.600
9	Ground Turmeric Min. 2.5% Cur.	\$3.200
10	Ground Turmeric Min. 3% Cur.	\$3.350
11	Ground Ginger Nigerian Origin	\$5.175

Desiccated Coconut

NORMAL QUALITY

ITEM	FOB (\$/MT)	FAT
DESICCATED COCONUT HIGHT FAT MEDIUM GRADE	\$2.142	60-63%
DESICCATED COCONUT HIGHT FAT FINE GRADE	\$2.099	60-63%
DESICCATED COCONUT MEDIUM FAT FINE GRADE	\$2.056	50-55%
DESICCATED COCONUT LOW FAT FINE GRADE	\$1.102	30-35%

EU QUALITY – BRC FACTORY

ITEM	FOB (\$/MT)	FAT
DESICCATED COCONUT HIGHT FAT MEDIUM GRADE	\$2.186	MIN 63%
DESICCATED COCONUT HIGHT FAT FINE GRADE	\$2.142	MIN 63%
DESICCATED COCONUT CHIPS GRADE	\$3.322	MIN 63%
DESICCATED COCONUT FLAKES GRADE	\$3.322	MIN 63%



#27 June Pepper's Market Report

www.ptexim.com.vn

Please do not hesitate to send me if you have any further request.



Hien, Nguyen Vu
CEO at PTEXIM Corp

spices@ptexim.com.vn

+84 90 22222 95

43, Str. 17, An Phu Ward, Thu Duc City, Ho Chi Minh City, Vietnam

PTEXIM CERTIFICATE



PTEXIM FACTORY



1. WHOLE SPICES FACTORY (Daklak Province, VN)



2. FOOD FACTORY (Ba Ria Vung Tau Province, VN)



3. CASSIA & STAR ANISE FACTORY (Yen Bai Province, VN)