



Monthly

Report

Week 32 & July



PTEXIM CORP

A MONTHLY BLACK PEPPER'S MARKET REPORT 2024
BY **PTEXIM RESEARCH**

VND/kg

-1.3%
to last week



#32

Weekly Insights



KEY POINTS WEEK 32

VIETNAM'S PEPPER PRICE IN WEEK 32

3 – 11 AUGUST

- 1.3%

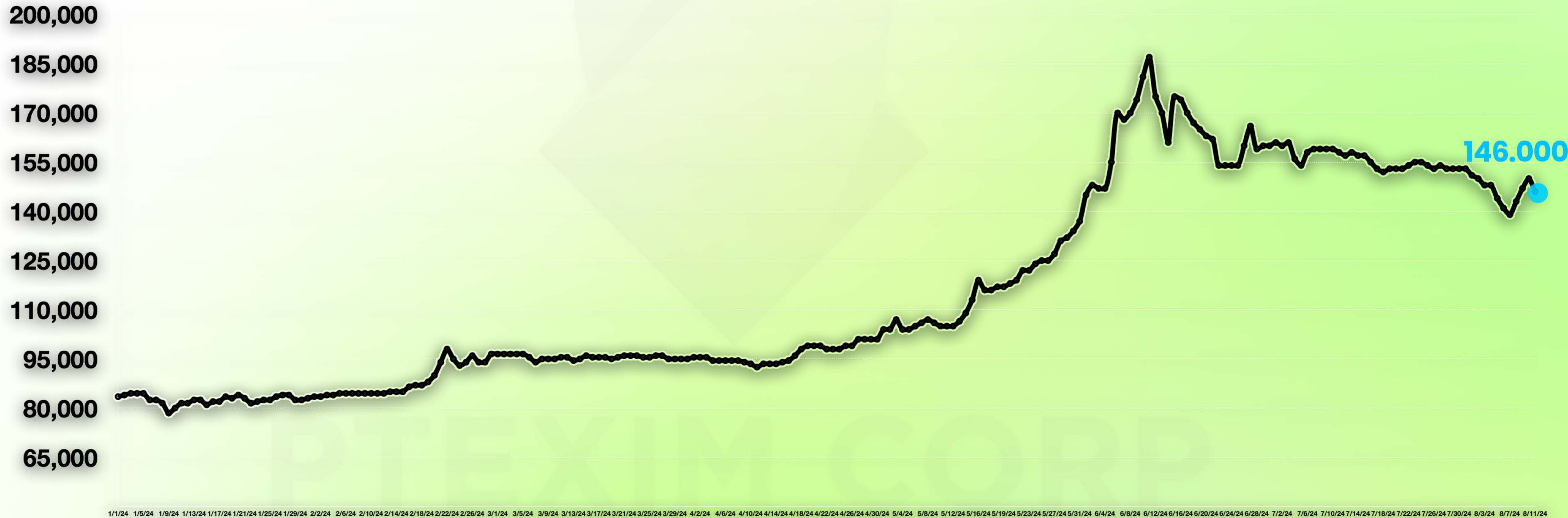
- Last week, the pepper price experienced **fluctuations** with a range of **+/- \$200/MT in a single day**. After a decline, the pepper price **quickly rebounded**, with a **large volume of transactions** recorded in the market.
- Demand in various markets has **improved**, especially in the U.S. and the European Union. China has also started to **resume purchases**.
- By the end of the week, the pepper price **decreased** from 148,000 VND to 146,000 VND, corresponding to a reduction of 1.3%.

2024

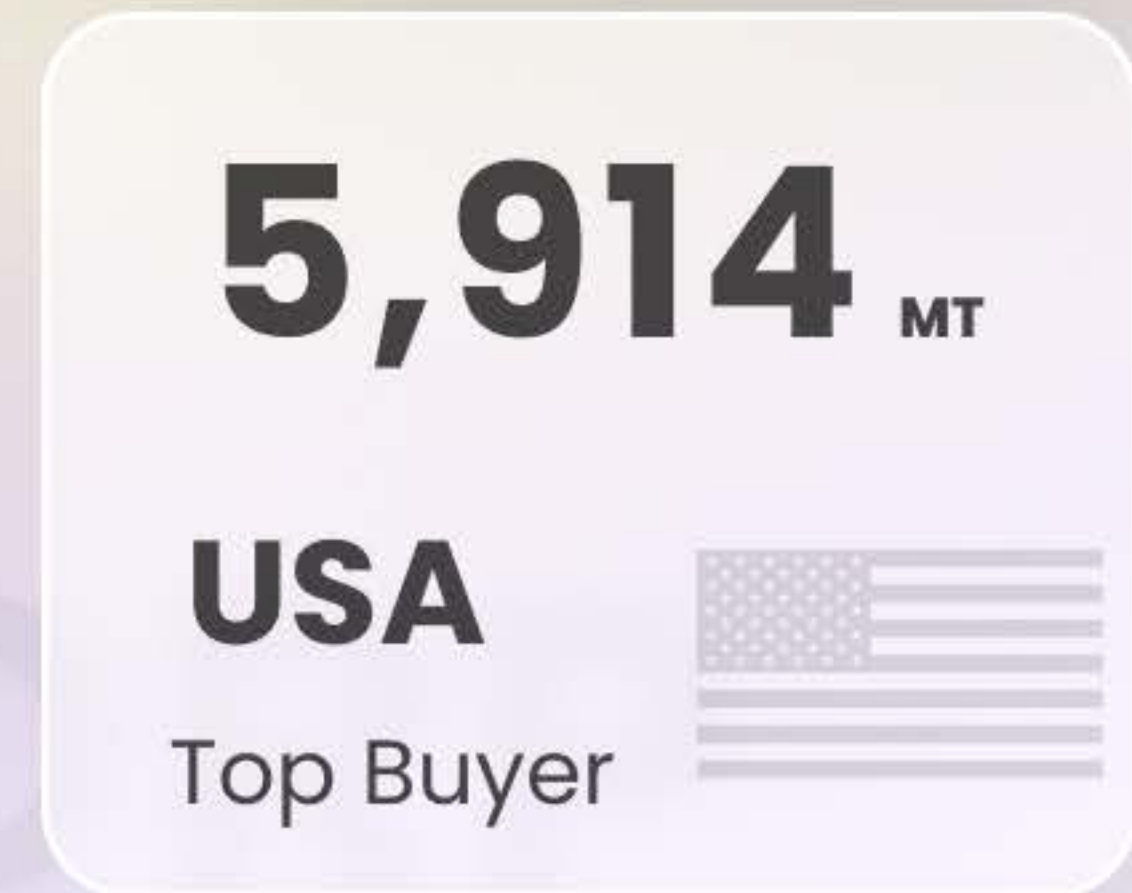
FROM Jan - 11 August 2024

Vietnam Black Pepper Price Chart VNĐ/kg

Pepper price has had an impressive increase in 2024 with an increase from 83,500vnd from January 1, 2024 to 146.000 until August 11th, 2024, corresponding to an **increase of 74,8%** in recent times.



Pepper Exports Insight | July 2024



Pepper Exports Insight | July 2024

According to VPSA's preliminary statistics, in July 2024, Vietnam exported 21,771 tons of pepper, black pepper reached 19,371 tons, white pepper reached 2,400 tons. Total export turnover reached 129.9 million USD, black pepper reached 112.2 million USD, white pepper reached 17.7 million USD, compared to June, export volume decreased by 22.7%, turnover decreased by 7.9% and compared to the same period in July 2023, export volume increased by 43.7% and turnover increased by 128.9%. The average export price of black pepper in July reached 5,861 USD/ton, white pepper reached 7,558 USD/ton, an increase of 15.7% for black pepper and 9.2% for white pepper compared to the previous month.

21,771 MT

Export

129.9 Mil \$

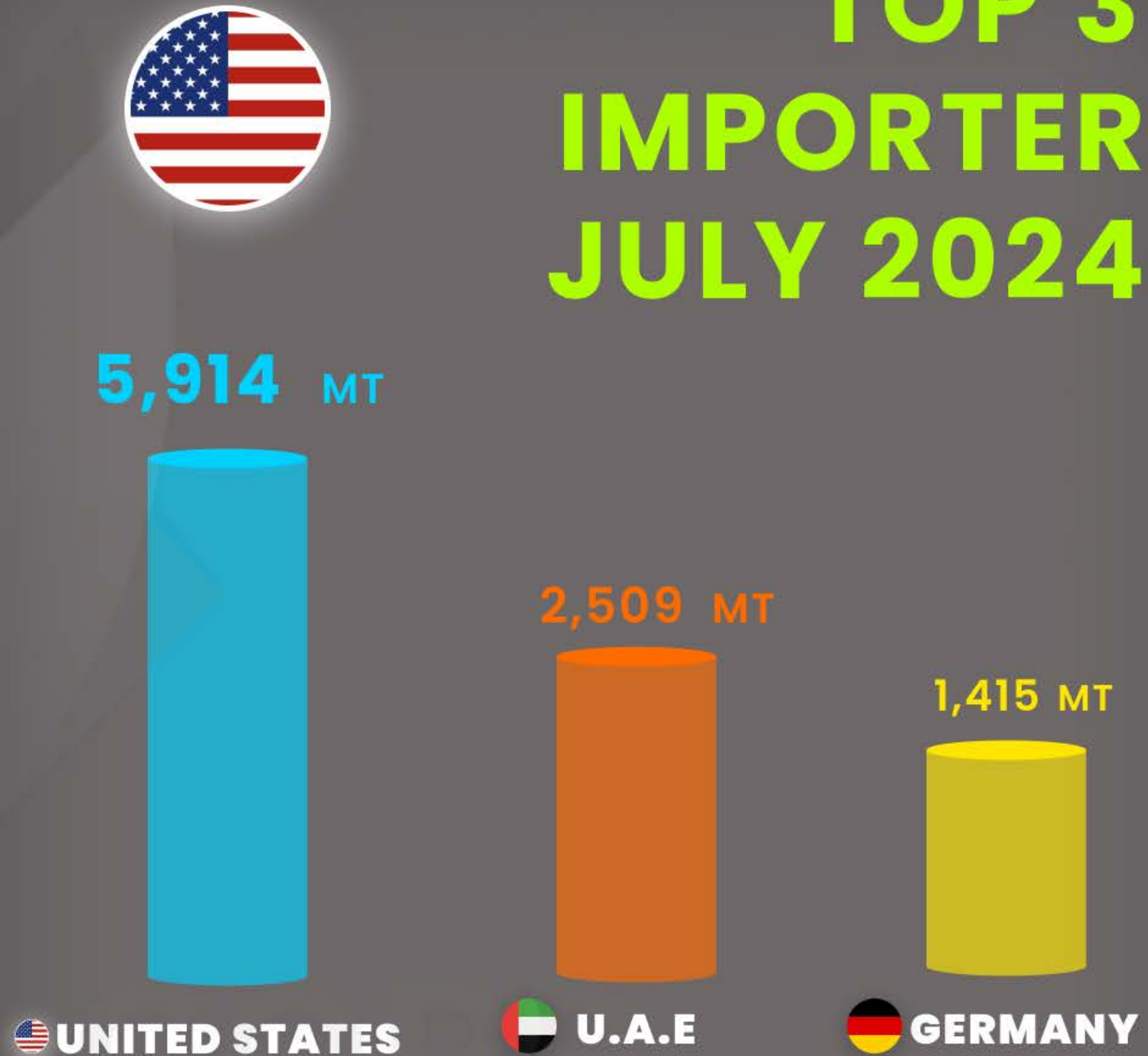
Turnover

-22.7%

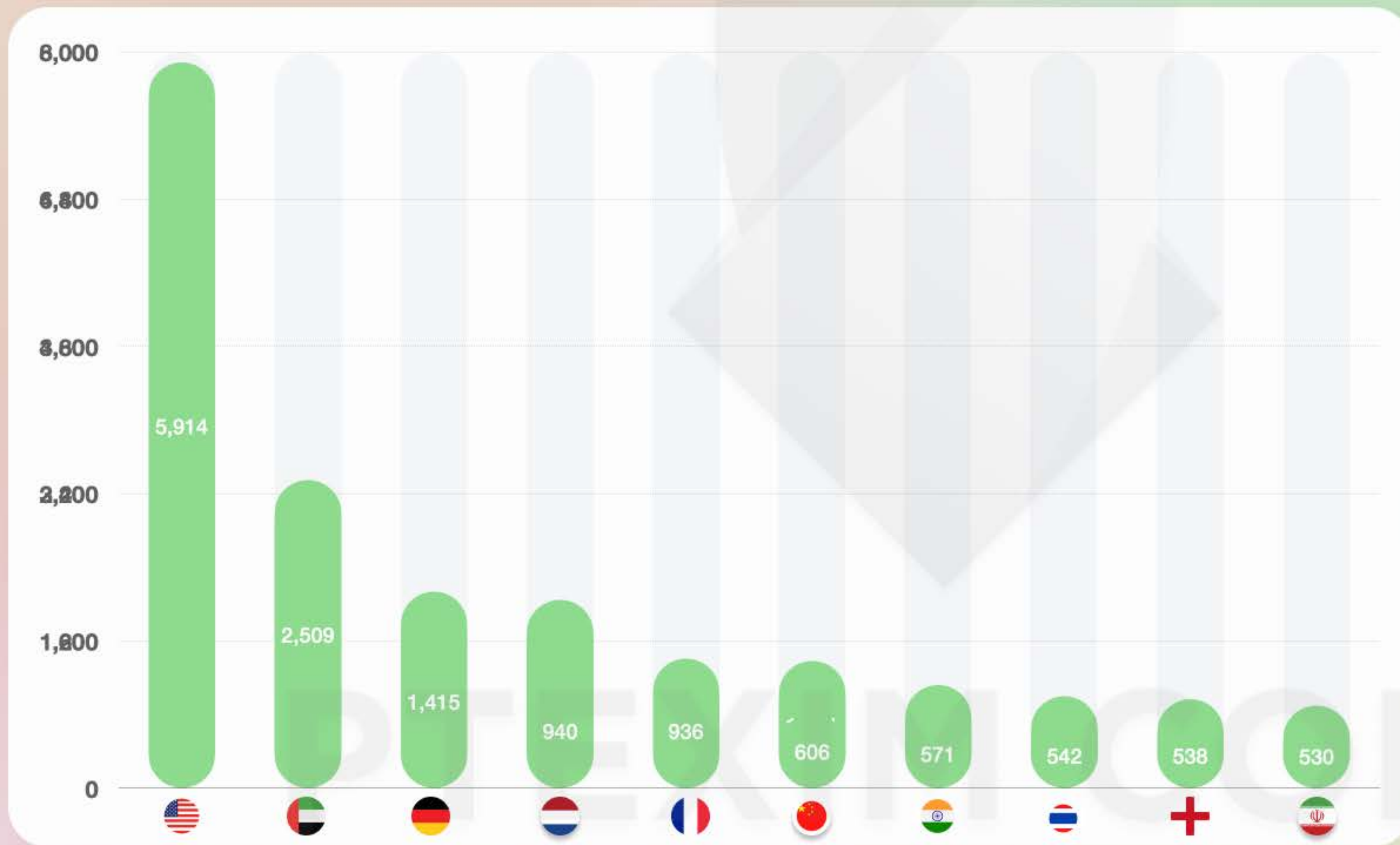
Pepper Exports Insight | July 2024

The United States is still Vietnam's largest export market in the month, accounting for 27.2% reached 5,914 tons, followed by markets: UAE: 2,509 tons, Germany: 1,415 tons, Netherlands: 940 tons, France: 936 tons. Exports to China only reached 606 tons, down 76.5% compared to June.

TOP 3 IMPORTER JULY 2024



Pepper Exports Insight | July 2024



No	Country	Value (\$)	Quantity (Mt)
1	America	34,604,455	5,914
2	UAE	15,934,562	2,509
3	Germany	9,103,260	1,415
4	Netherlands	5,625,376	940
5	France	6,037,581	936
6	China	1,920,794	606
7	India	3,948,608	571
8	Thailand	3,805,865	542
9	England	2,994,748	538
10	Iran	3,113,503	530
	Others	42,855,411	7,270
	TOTAL	129,944,163	21,771

Pepper Exports Insight | Jan-July 2024

164,357 MT

Export



764.2 Mil \$

Turnover



↓ **-2.2%**

Change

Volume



4,568 \$/TON

Average

BLACK PEPPER



6,195 \$/TON

Average

WHITE PEPPER



43,349 MT

USA

Top Buyer



Pepper Exports Insight | Jan-July 2024

Progressively from January 1 to July 30, 2024, Vietnam exported 164,357 tons of pepper, of which black pepper reached 145,330 tons, white pepper reached 19,027 tons. Total export turnover reached 764.2 million USD, black pepper reached 652.0 million USD, white pepper reached 112.2 million USD. Compared to the same period in 2023, export volume decreased by 2.2%, but export turnover increased by 40.8%. The average export price of black pepper in 7 months reached 4,568 USD/ton, white pepper reached 6,195 USD/ton, up 32.7% for black pepper and 25.0% for white pepper respectively compared to the same period last year.

164,357 MT

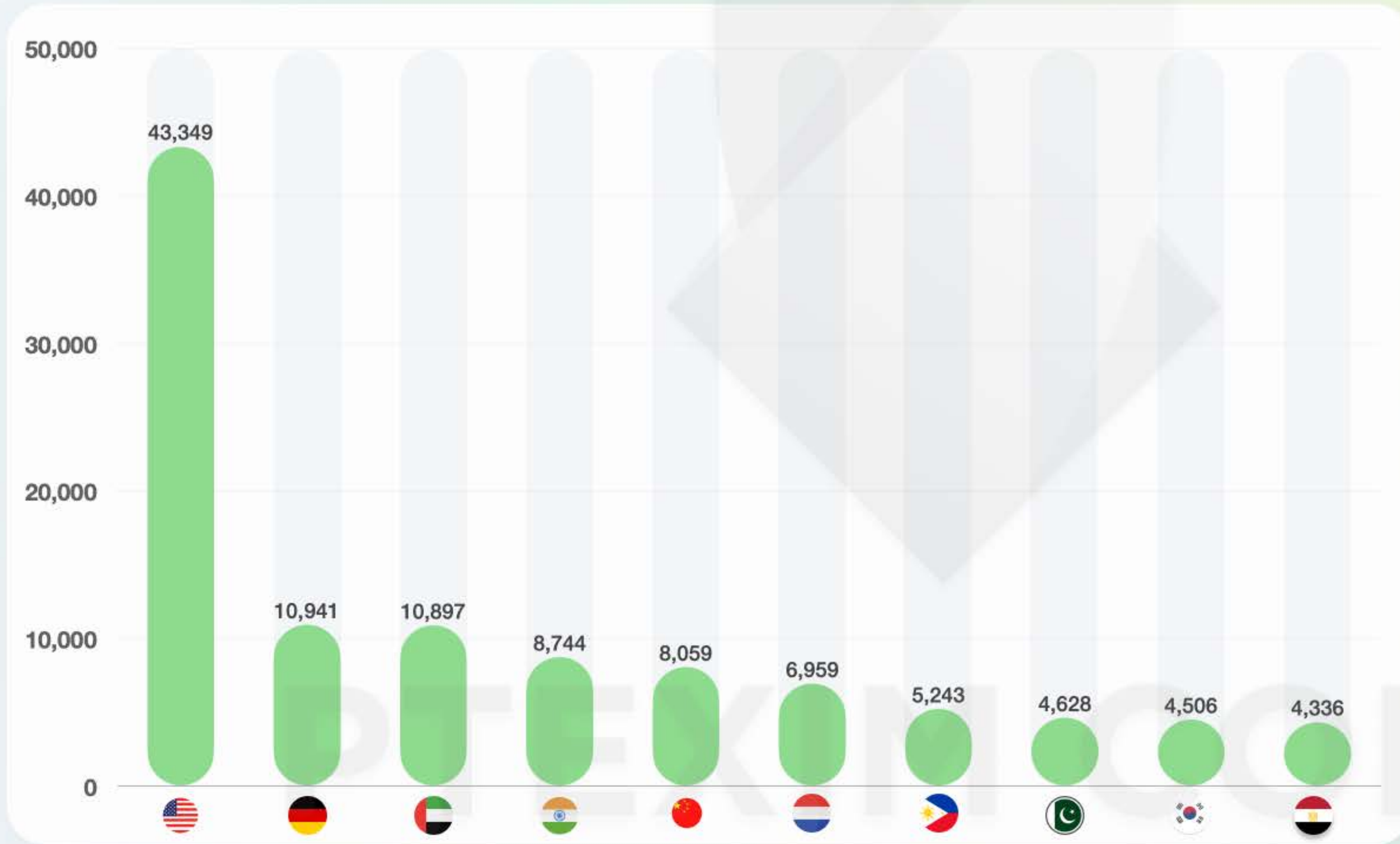
Export

764.2 Mil \$

Turnover

↓ -2.2%

Pepper Exports Insight | Jan - July 2024



No	Country	Quantity (Mt)
1	America	43,349
2	Germany	10,941
3	United Arab	10,897
4	India	8,744
5	China	8,059
6	Netherlands	6,959
7	Philippine	5,243
8	Pakistan	4,628
9	Korea	4,506
10	Egypt	4,336
	Others	56,695
	TOTAL	164,357

TOP 10 ASIA

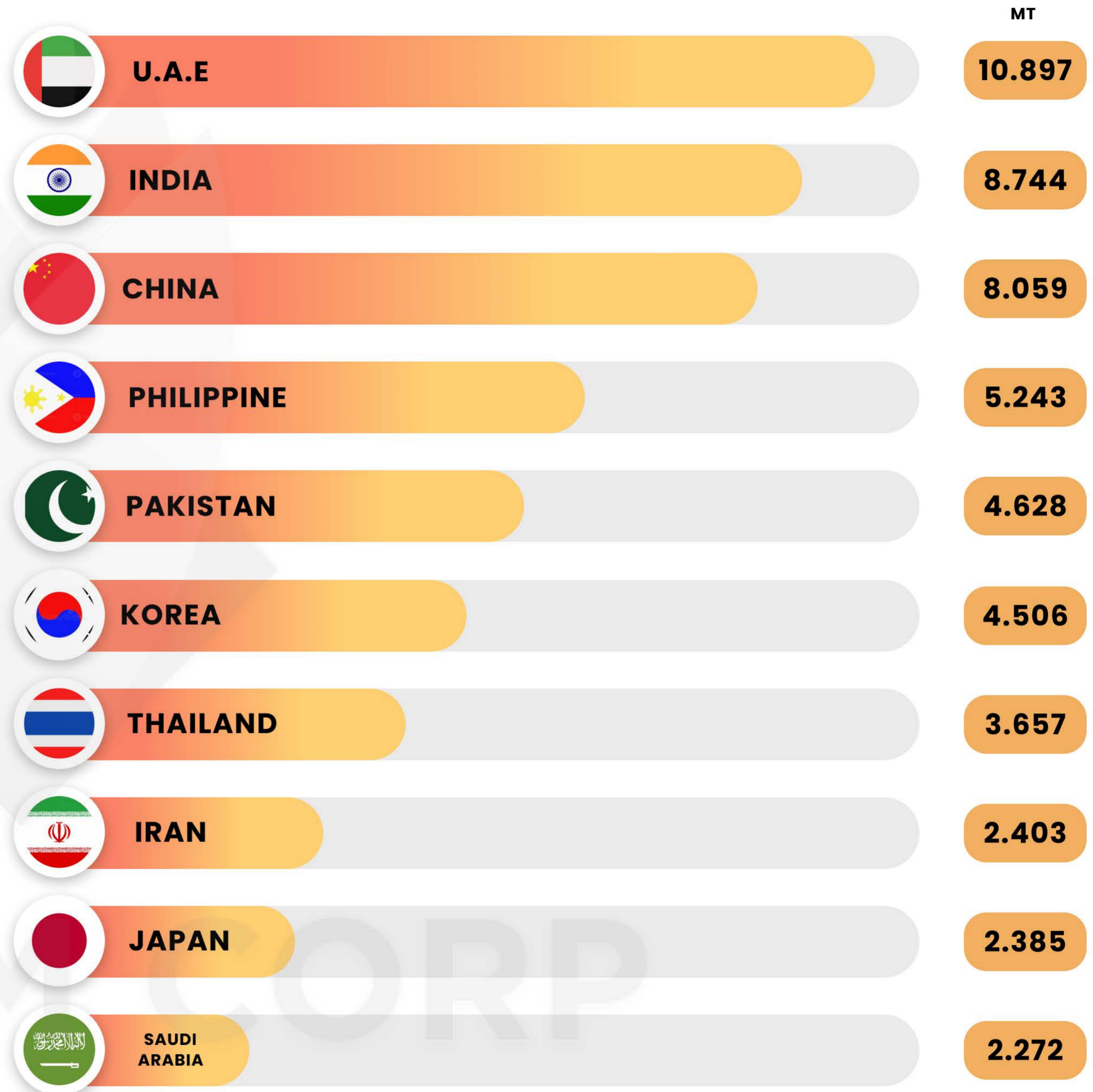
COUNTRIES IMPORT

PEPPER FROM

VIETNAM JAN TO

JULY 2024

UAE: 10,897 tons, up 39.2%; India: 8,744 tons, up 39.7%; China ranked fourth with 8,059 tons, down 84.6% over the same period.



TOP 5 US

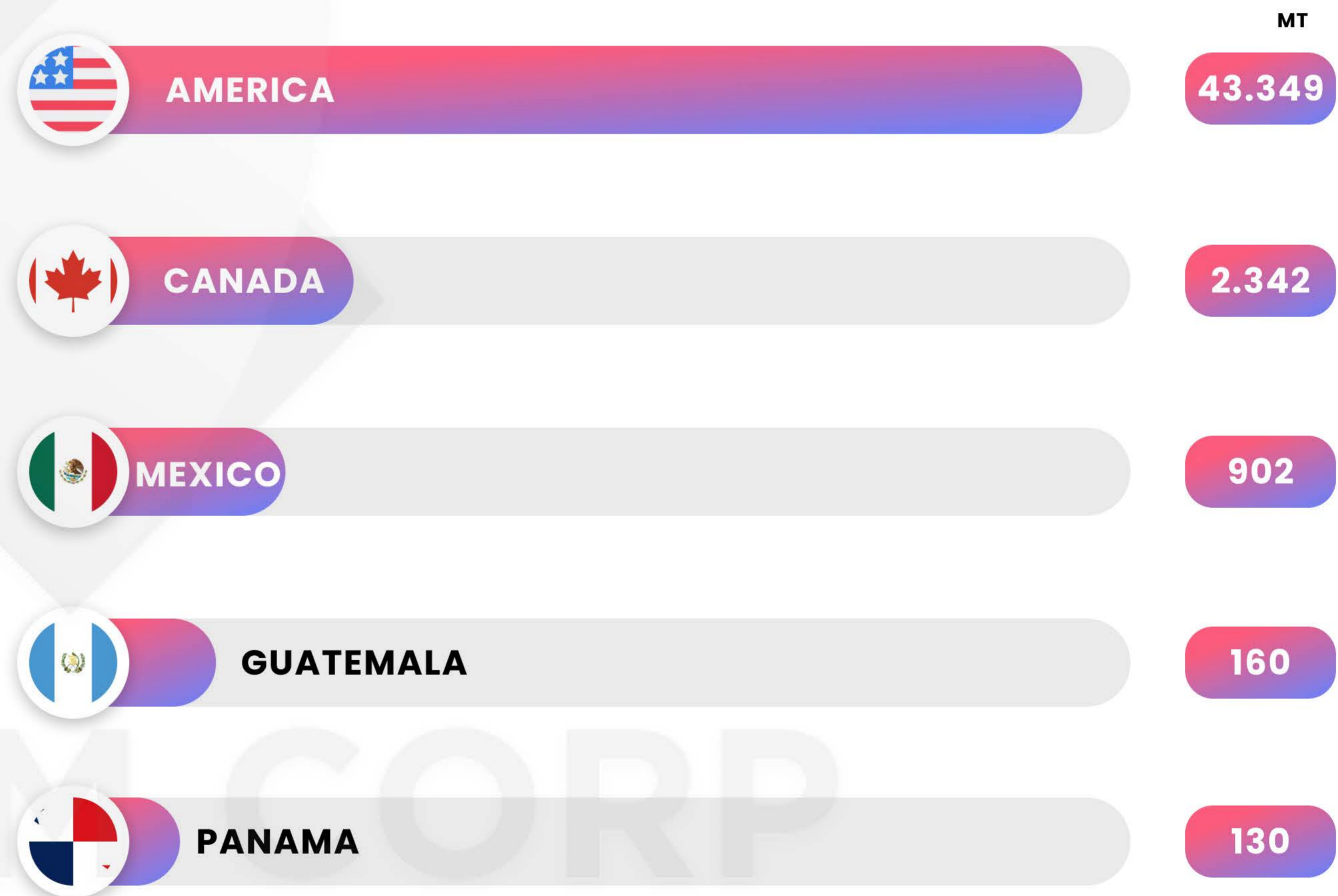
COUNTRIES IMPORT

PEPPER FROM

VIETNAM JAN TO

JULY 2024

The United States is Vietnam's largest pepper export market in 7 months, increasing by 48.4% and accounting for 26.4% of the market share reaching 43,349 tons.



TOP 10 EU

COUNTRIES IMPORT

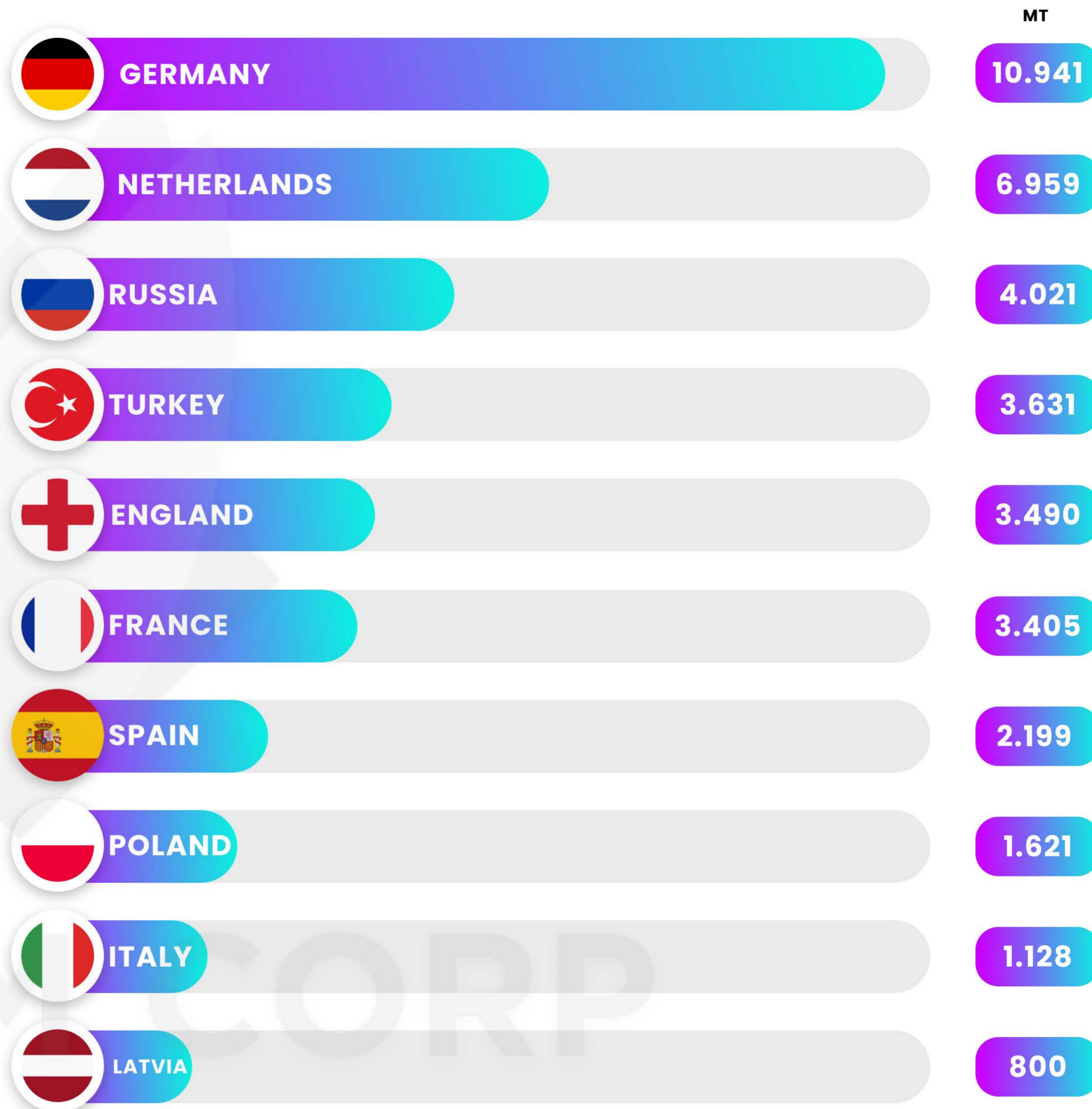
PEPPER FROM

VIETNAM JAN TO

JULY 2024

Next are the following markets: Germany:

10,941 tons, up 97.3%...



TOP 5 AFRICA

COUNTRIES IMPORT

PEPPER FROM

VIETNAM JAN TO

JULY 2024

Egypt: 4.336 tons, up 69.2%; Senegal: 1.779 tons, up 0.9%; South Africa 1.551 tons, up 21.1% over the same period...



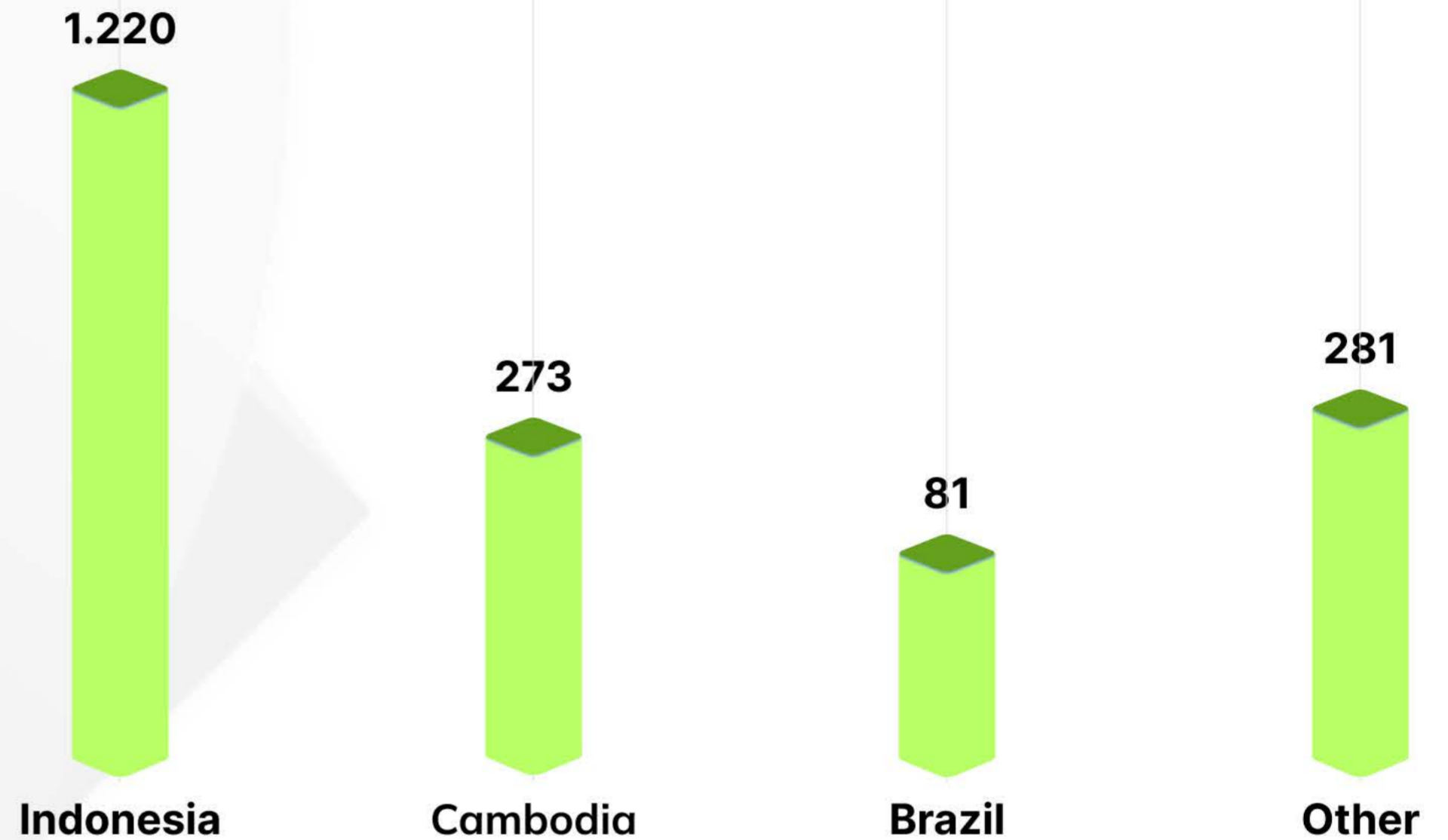
BLACK PEPPER IMPORT TO VIETNAM INSIGHT

PTEXIM

PEPPER IMPORTING IN JULY 2024

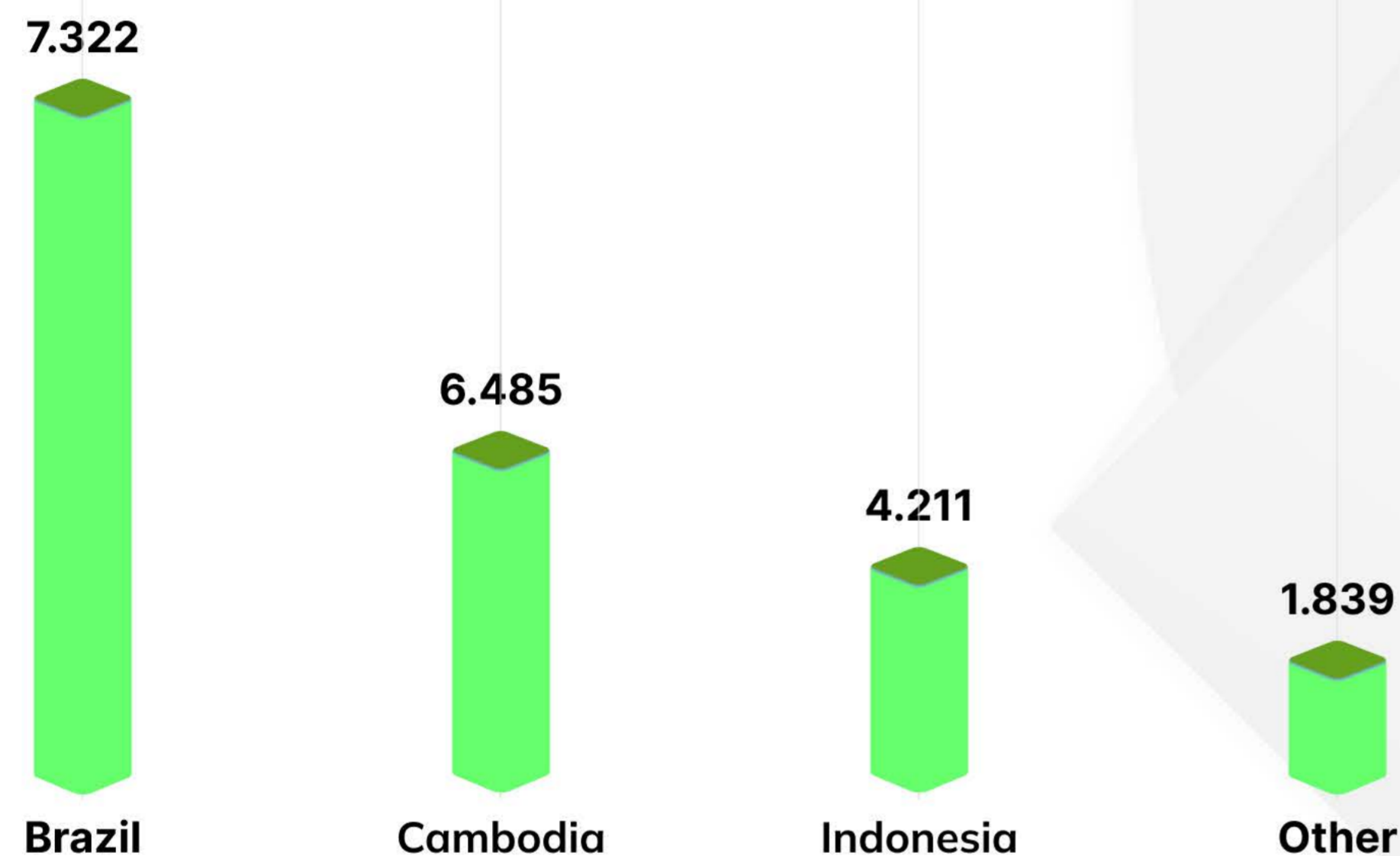
Black pepper
Import

1,855 MT



According to preliminary statistics of VPSA, in July 2024, Vietnam imported 1,855 tons, of which black pepper reached 1,086 tons, white pepper reached 769 tons, total import turnover reached 10.7 million USD, compared to June, Import volume decreased by 4.9%, the import volume increased by 152.6%. Indonesia was the largest pepper supplier to Vietnam in July, reaching 1,220 tons, accounting for 65.8% of the market share.

PEPPER IMPORTING IN 7 MONTHS 2024



Black pepper
Import
19,857 MT


In the first 7 months of 2024, Vietnam imported 19,857 tons of pepper, of which black pepper reached 17,443 tons, white pepper reached 2,414 tons, total import turnover reached 80.3 million USD, compared to the same period in 2023. Import volume increased by 14.9%. Brazil, Cambodia and Indonesia are the three largest pepper suppliers to Vietnam reaching 7,322 tons, 6,485 tons and 4,211 tons.

Currency

The VND exchange rate has continued to stable compare with the USD.



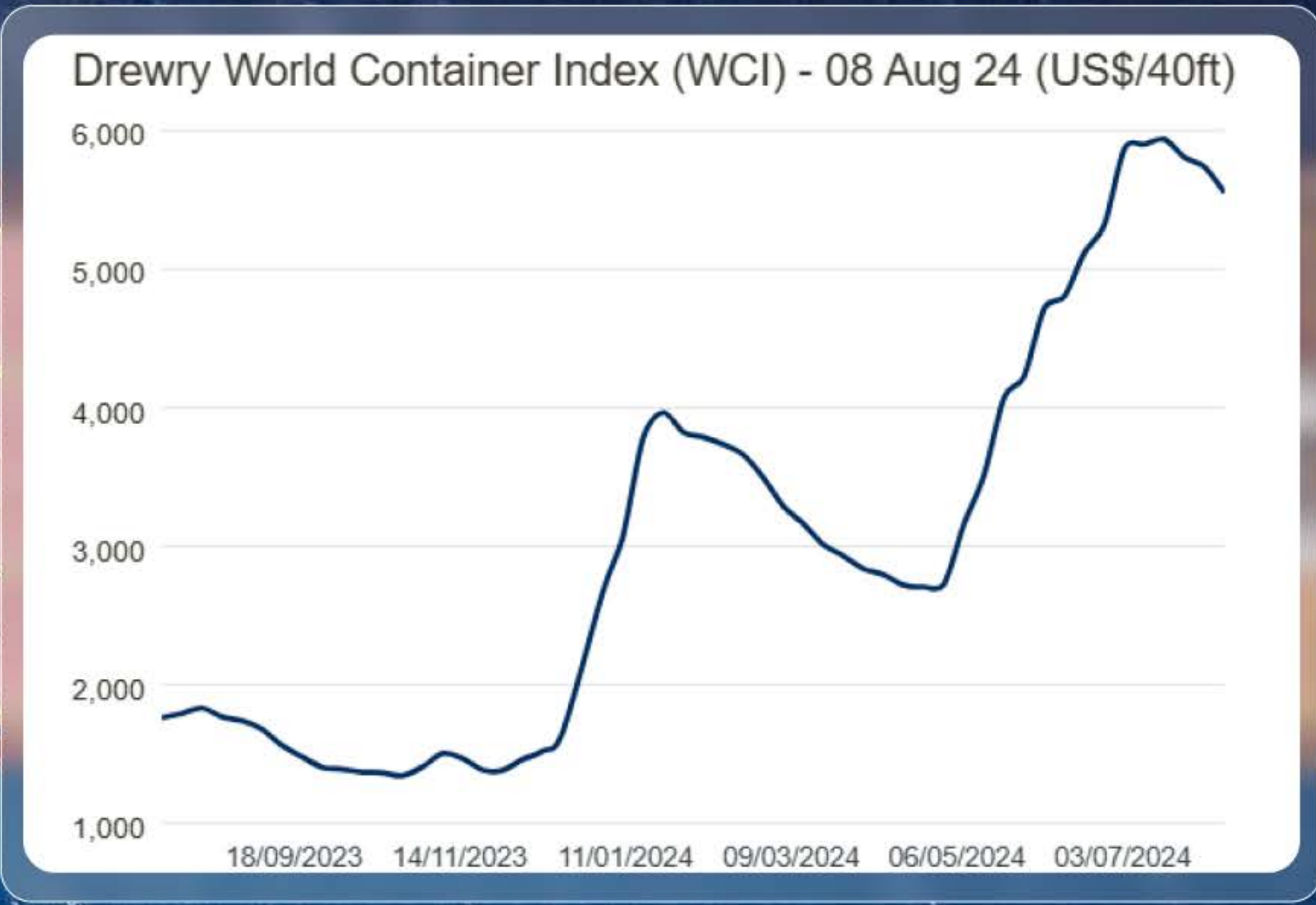
OCEAN FREIGHT RATES FORECAST TO FALL IN 2025



SHIPPING SITUATION



- Almost source suggests that ocean freight rates on the Asia-Europe trade could fall in 2025, after appearing to have peaked at present.
- Actual sailings from Asia remain volatile with port congestion and weather delays causing significant capacity reductions.
- Drewry's World Container Index decreased 3% to \$5,551 per 40ft container this week.





PTEXIM CORP

VIETNAM CASSIA EXPORTING REPORT

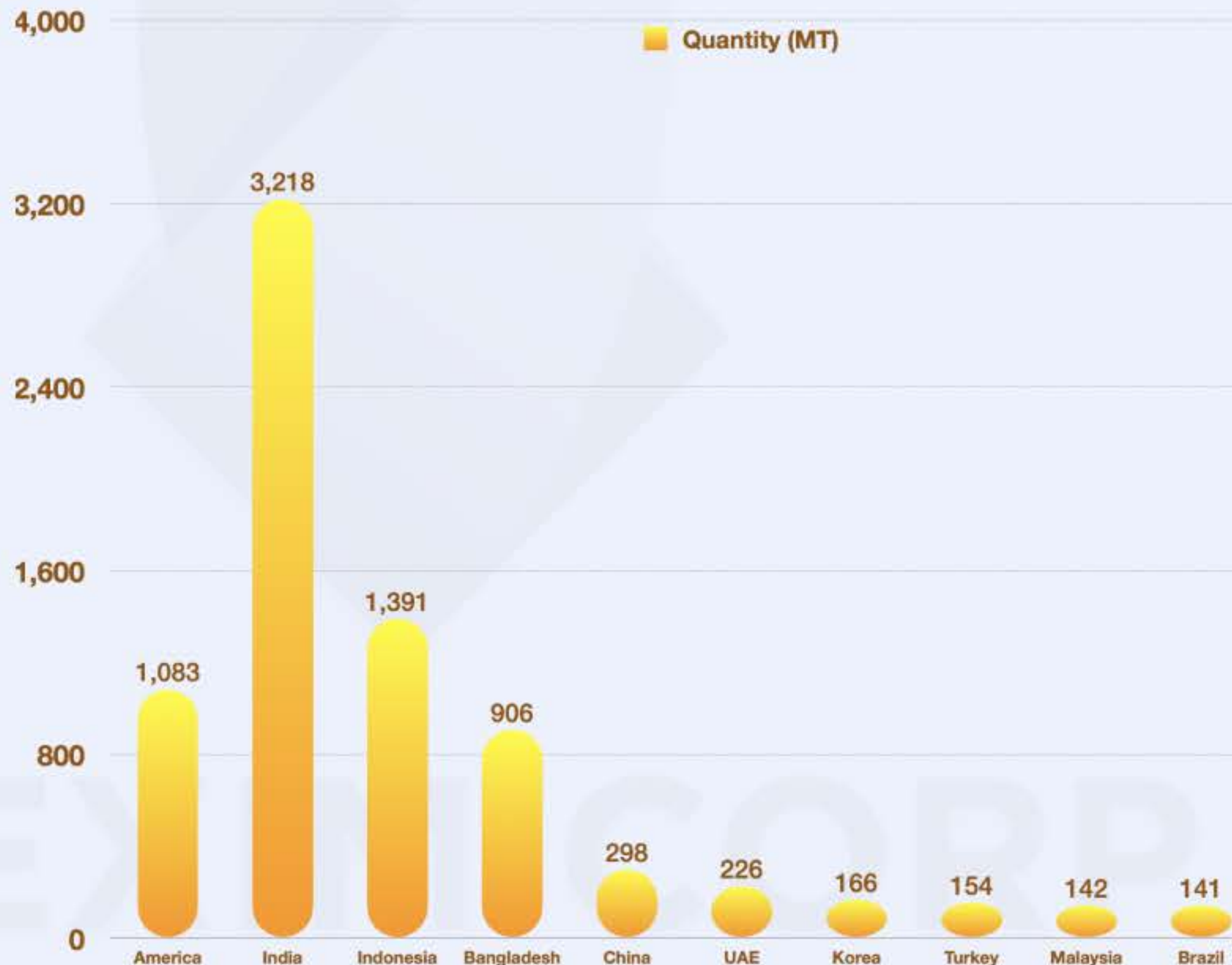


PTEXIM RESEARCH

Cassia Exports Insight | July 2024

Preliminary statistics of VPSA, in July 2024, Vietnam exported 9,871 tons of Cassia, total export turnover reached 27.3 million USD, compared to June, the export volume decreased by 12.9%. India, Indonesia and the United States are the three main export markets of Vietnamese cassia, reaching 3,218 tons, 1,391 tons and 1,083 tons, respectively.

TOP 10 CASSIA'S IMPORTER FROM VIETNAM



9,871 MT
Export

27.3 Mil \$
Turnover

Cassia Exports In 7 Months 2024 Insight



54,732 MT
Export



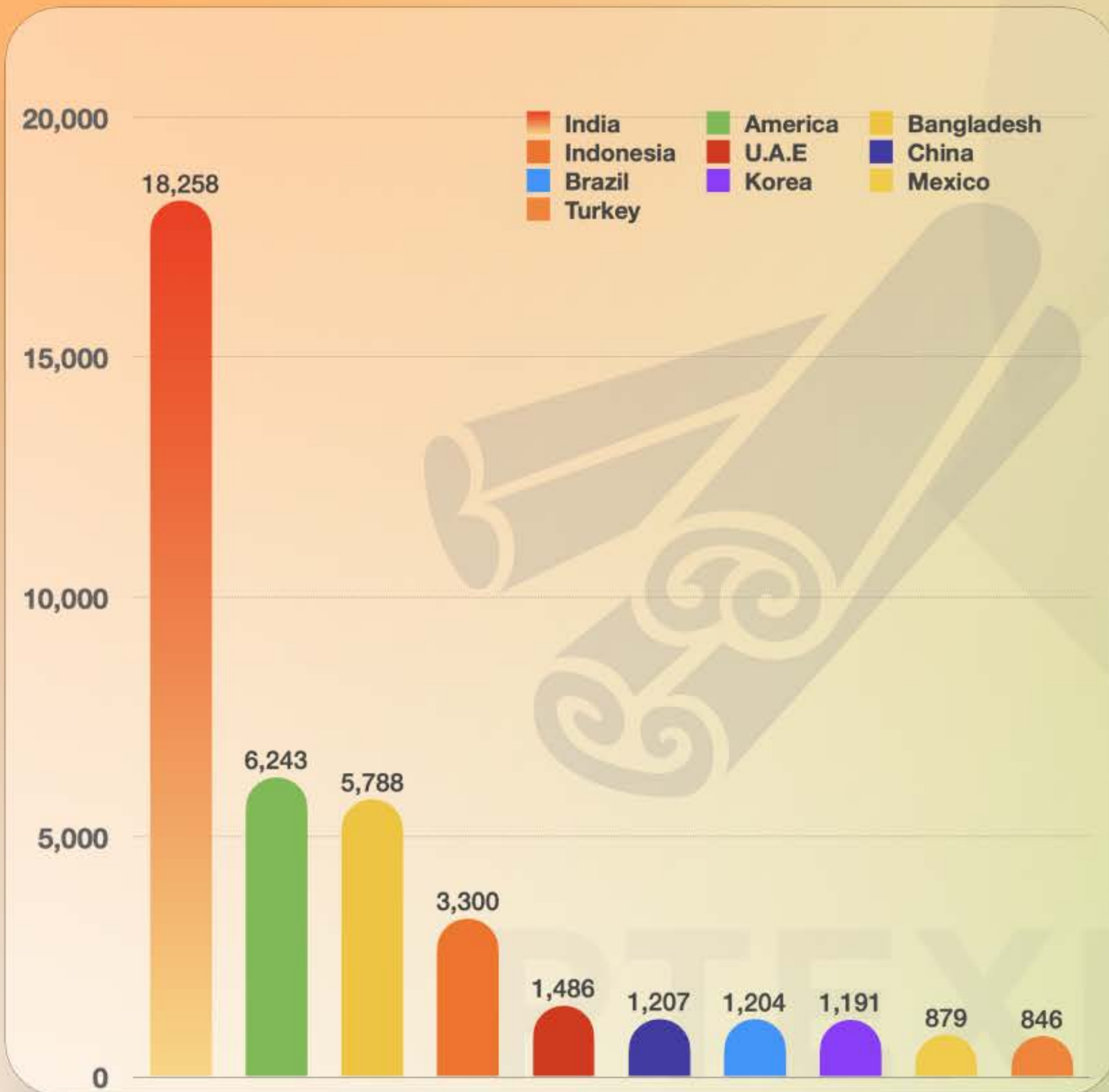
154.1 Mil \$
Turnover



5.9%
Volume

Progressively from January 1 to July 30, 2024, Vietnam exported 54,732 tons of Cassia, total export turnover reached 154.1 million USD, compared to the same period last year, export volume increased by 5.9%. Top export markets include: India: 18,258 tons, down 15.4%; United States: 6,243 tons, up 4.7% and Bangladesh: 5,788 tons, up 29.0%...

INSIGHT | CASSIA EXPORT 7 MONTHS 2024



No	Country	Quantity (MT)
1	India	18,258
2	America	6,243
3	Bangladesh	5,788
4	Indonesia	3,300
5	U.A.E	1,486
6	China	1,207
7	Brazil	1,204
8	Korea	1,191
9	Mexico	879
10	Turkey	846
	Others	14,330
	TOTAL	54,732



GUARANTEED LEAD



CONTENT

We Can Offer Cassia Products According To European And American Standards With Guaranteed LEAD Content Of 1ppm And 2ppm. COUMARIN 2000ppm Or 3000ppm. Metal Powder As KFDA Standard.

Please Contact For Further Demand For Cassia Stick / Cassia Split / Cassia Broken / Cassia Powder ...





PTEXIM CORP

STAR ANISE EXPORTING REPORT

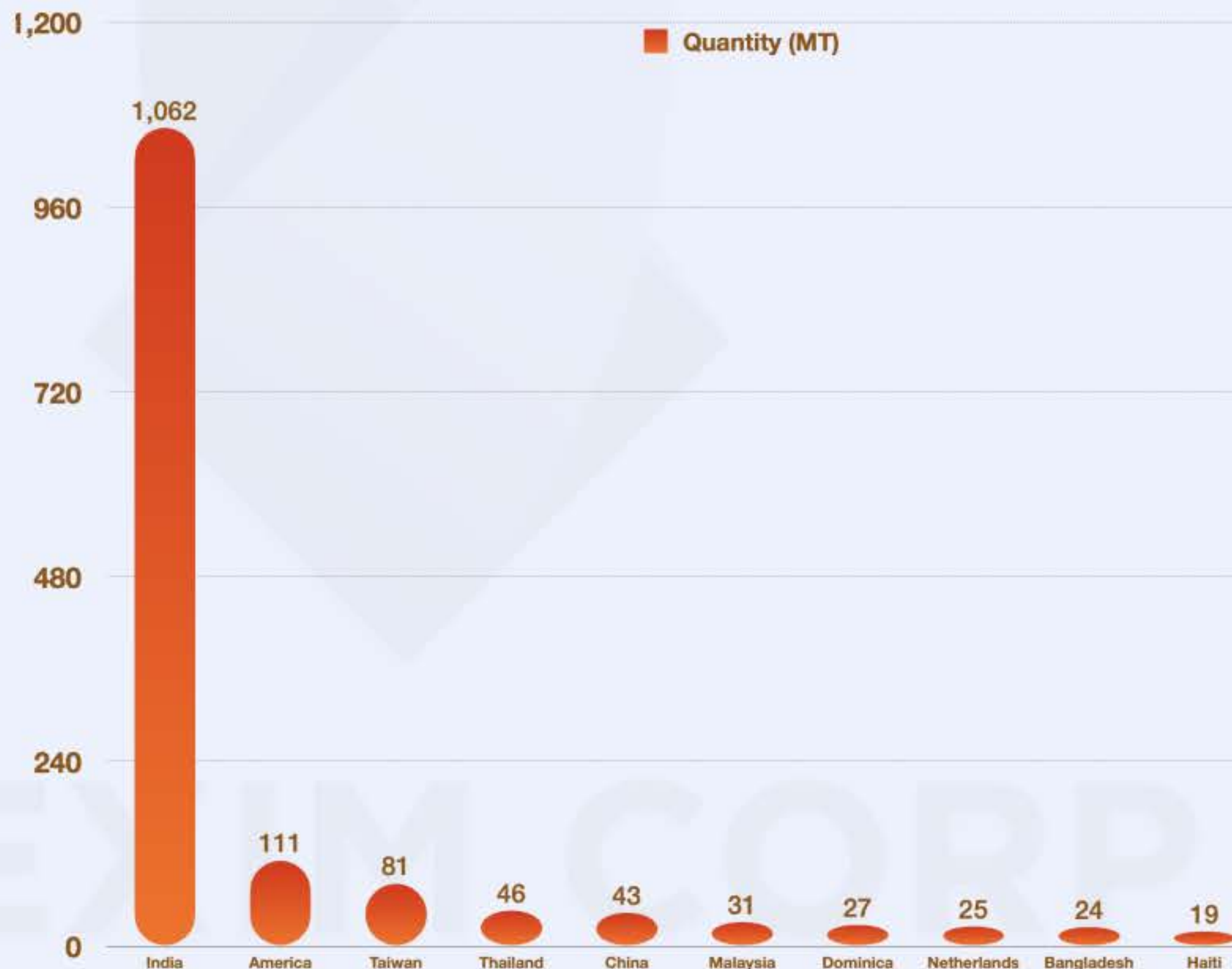


PTEXIM RESEARCH

Star Anise Exports Insight | July 2024

Preliminary statistics of VPSA, in July 2024, Vietnam exported 1,662 tons of star anise, turnover reached 7.8 million USD, compared to June, the export volume increased by 7.4%. The main export market for Star Anise is India reaching 1,062 tons, accounting for 63.9%.


TOP 10 STAR ANISE'S IMPORTER FROM VIETNAM



1,662 MT
Export

7.8 Mil \$
Turnover

Star Anise Exports In 7 Months 2024 Insight



8,685 MT
Export



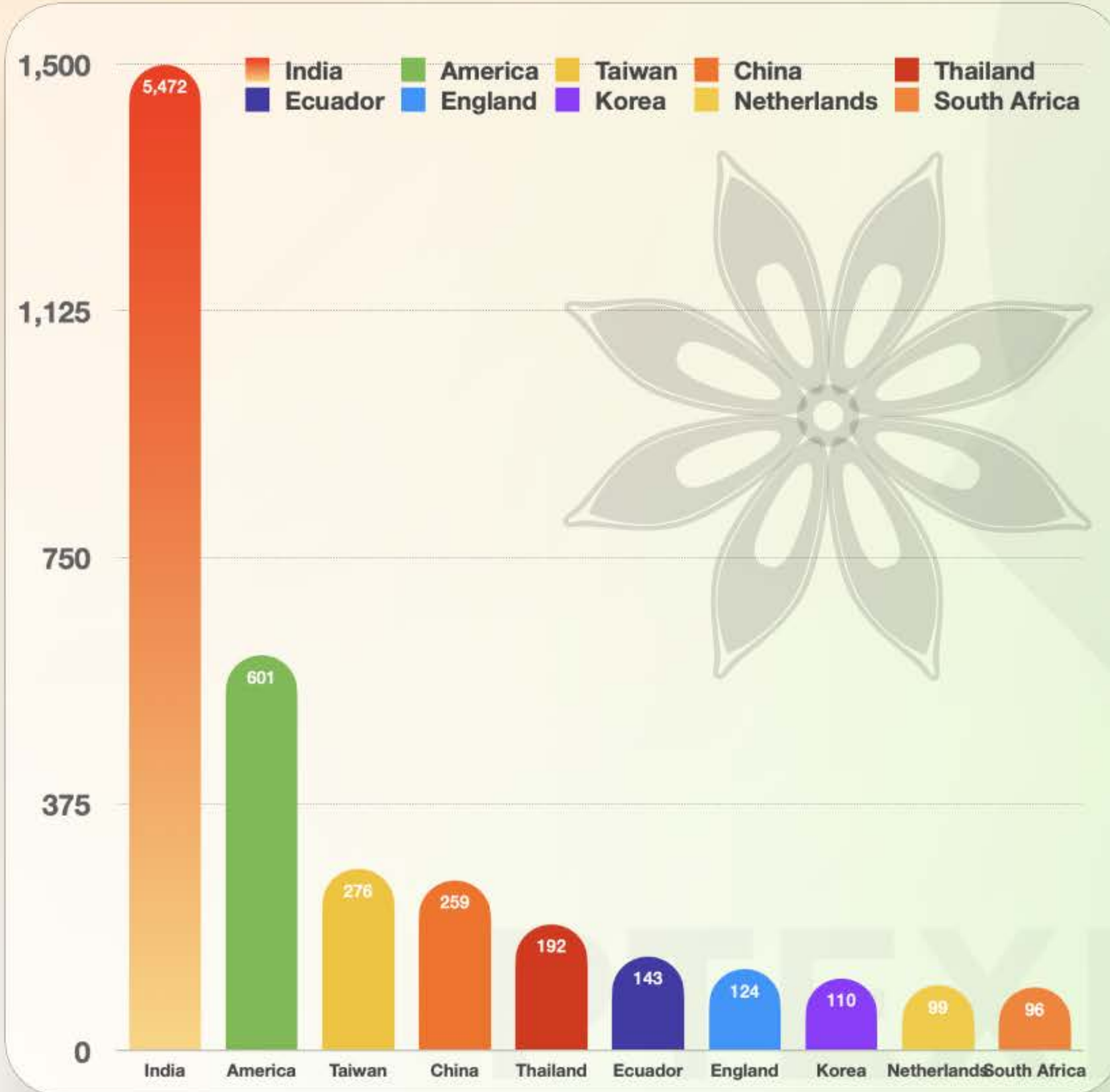
41.9 Mil \$
Turnover



5.1%
Volume

In the first 7 months of 2024, Vietnam exported 8,685 tons of star anise, total export turnover reached 41.9 million USD, compared to the same period last year, export volume increased by 5.1%, but turnover decreased by 17%. India is the main export market of Vietnamese Star Anise, accounting for 63.0% reaching 5,472 tons and increasing 7.0% over the same period in 2023. Next are the markets: United States: 601 tons, up 7, 9%; Taiwan: 276 tons, up 228.6%; China: 259 tons, down 63.4%...

INSIGHT | STAR ANISEED FROM JAN TO JUL 2024



No	Country	Quantity (MT)
1	India	5,472
2	America	601
3	Taiwan	276
4	China	259
5	Thailand	192
6	Ecuador	143
7	England	124
8	Korea	110
9	Netherlands	99
10	South Africa	96
	Others	1,313
	TOTAL	8,685

OTHERS SPICES

CINNAMON (CASSIA) / TURMERIC / STAR ANISE / GINGER



STAR ANISE

We can offer Star anise with premium quality and ensure European standards for Pesticide/ Anthraquinone/ PAH... etc.



GINGER

The market **uptrend** and very limited raw material offer available. Please send us any request for Ginger Sliced/ Polished Ginger Finger/ Ginger Powder...



TURMERIC

The market **uptrend** and very limited raw material offer available. Please contact for further demand for Turmeric Sliced/ Polished Turmeric Finger / Turmeric Powder ...

Desiccated Coconut

// The market stable and all unchanged from last week.



PTEXIM CO

ORGANIC






NO	ITEM	FOB (USD/MT)	EU MAINT PORT	NY/BAL
1	Organic Steam Sterilized Pepper 550G/L	\$9.940	\$10.311	\$10.320
2	Organic Steam Sterilized Pepper 570G/L	\$10.110	\$10.481	\$10.490
3	Steam Sterilized White Pepper 630G/L	\$14.325	\$14.697	\$14.705

6	ORGANIC WHOLE CASSIA;		\$3.561
7	ORGANIC CASSIA SPLIT;		\$3.213
8	ORGANIC CASSIA BROKEN MACHINE CLEANED 3.5% VO;		\$3.396
9	ORGANIC CASSIA STICK ROLLED 90%;		\$5.486
10	ORGANIC CASSIA POWDER STEAM STERILIZED 3% VO;		\$3.869



WHOLE PEPPER

NO	ITEM	FOB (USD/MT)	 EU MAINT PORT	 NY/BAL
1	VBP 500 G/L FAQ 	\$6.054	\$6.426	\$6.434
2	VBP 550 G/L FAQ	\$6.483	\$6.854	\$6.863
3	VBP 500 G/L Double Spiral Cleaned	\$6.573	\$6.944	\$6.953
4	VBP 550 G/L Double Spiral Cleaned	\$6.692	\$7.063	\$7.072
5	VBP 570 G/L Double ASTA	\$6.811	\$7.183	\$7.191
6	VBP 5MM Jumbo Size	\$7.036	\$7.407	\$7.416
7	White PEPPER 630 G/L DW	\$9.466	\$9.837	\$9.846
8	White PEPPER 630 G/L ASTA	\$9.506	\$9.878	\$9.886

STEAM

STERILIZED

PEPPER &

PESTICIDE

GUARANTEE

EU COMPLIANCE

				
	ITEM	FOB (USD/MT)	EU MAINT PORT	NY/BAL
NO				
1	Steam Sterilized Pepper 500G/L	\$6.858	\$7.229	\$7.238
2	Steam Sterilized Pepper 550G/L	\$7.100	\$7.471	\$7.480
3	Steam Sterilized Pepper 570G/L	\$7.221	\$7.593	\$7.601
4	Steam Sterilized Pepper 5MM	\$7.345	\$7.716	\$7.725
5	Steam Sterilized White Pepper 630G/L	\$10.052	\$10.424	\$10.432

STEAM STERILIZED PEPPER – EU COMPLIANCE

6	Steam Sterilized Pepper 500G/L	\$7.038	\$7.409	\$7.418
7	Steam Sterilized Pepper 550G/L	\$7.280	\$7.651	\$7.660
8	Steam Sterilized Pepper 570G/L	\$7.401	\$7.773	\$7.781
9	Steam Sterilized Pepper 5MM	\$7.525	\$7.896	\$7.905
10	Steam Sterilized White Pepper 630G/L	\$10.232	\$10.604	\$10.612

CASSIA (CINNAMON) GUARANTEE LEAD & METAL POWDER



ITEM	FOB	NOTE
CASSIA POWDER 2.5% VO	2.624	2.5% VO
CASSIA POWDER 3% VO	3.054	3% VO
CASSIA BROKEN MACHINE CLEANED 2.5% VO	2.524	2.5% VO
CASSIA BROKEN MACHINE CLEANED 3% VO	2.782	3% VO

10 ppm
METAL POWDER



CASSIA (CINNAMON) GUARANTEE COUMARIN

ITEM	FOB	NOTE
CASSIA POWDER 2.5% VO	2.467	2.5% VO
CASSIA POWDER 3% VO	2.854	3% VO
CASSIA BROKEN MACHINE CLEANED 2.5% VO	2.424	2.5% VO
CASSIA BROKEN MACHINE CLEANED 3% VO	2.682	3% VO

1-2 ppm LEAD CONTENT
2000-3000 ppm COUMARIN CONTENT



EU & US STANDARDS

CASSIA (CINNAMON)



NO	ITEM	FOB	NOTE
1	WHOLE CASSIA;	\$2.961	>4% VO
2	CASSIA SPLIT;	\$2.613	>3.5% VO
3	CASSIA BROKEN MACHINE CLEANED 2% VO;	\$2.024	>2% VO
4	CASSIA BROKEN MACHINE CLEANED 2.5% VO;	\$2.324	>2.5% VO
5	CASSIA BROKEN MACHINE CLEANED 3% VO;	\$2.582	>3% VO
6	CASSIA BROKEN MACHINE CLEANED 3.5% VO;	\$2.796	>3.5% VO
7	CASSIA BROKEN MACHINE CLEANED 4% VO;	\$3.097	>4% VO
8	CASSIA STICK ROLLED 90%;	\$4.886	>4% VO
9	CASSIA LONG STICK	\$4.585	>4% VO
10	CASSIA POWDER 1 - 1.5% VO;	\$1.595	1-1.5% VO
11	CASSIA POWDER 2% VO;	\$2.153	2% VO
12	CASSIA POWDER 2.5% VO;	\$2.367	2.5% VO
13	CASSIA POWDER 3% VO;	\$2.754	3% VO

CASSIA (CINNAMON) & STAR ANISE



NO	ITEM	FOB	NOTE
1	CASSIA POWDER STEAM STERILIZED 2.5% VO;	\$2.925	2.5% VO
2	CASSIA POWDER STEAM STERILIZED 3% VO;	\$3.351	3% VO
3	CASSIA BROKEN STEAM STERILIZED 2.5% VO;	\$3.041	2.5% VO
4	CASSIA BROKEN STEAM STERILIZED 3% VO;	\$3.269	3% VO



STAR ANISE



NO	ITEM	FOB	NOTE
1	STAR ANISE SPRING CROP	\$7.104	2.0cm, 80% up
2	STAR ANISE AUTUMN CROP;	\$7.533	2.5cm, 80% up
3	STAR ANISE SUNDRIED EU COMPLIANCE;	\$7.833	2.5cm, 80% up

TURMERIC GINGER



TURMERIC

NO	☰ ITEM	🏛️ FOB
1	TURMERIC FINGER;	\$2.163
2	POLISHED TURMERIC FINGER;	\$2.249
3	TURMERIC POWDER;	\$1.906
4	TURMERIC SLICE SUN DRIED;	\$1.691
5	WASHED TURMERIC SLICE SUN DRIED;	\$1.906
6	TURMERIC SLICE MACHINE DRIED;	\$2.378

GINGER

NO	☰ ITEM	🏛️ FOB
1	GINGER POWDER	\$ 3.107
2	GINGER SLICED	\$ 3.751
3	POLISHED GINGER FINGER	\$ 3.322

Desiccated Coconut

NORMAL QUALITY

ITEM	FOB (\$/MT)	FAT
DESICCATED COCONUT HIGHT FAT MEDIUM GRADE	\$2.475	60-63%
DESICCATED COCONUT HIGHT FAT FINE GRADE	\$2.434	60-63%
DESICCATED COCONUT MEDIUM FAT FINE GRADE	\$2.392	50-55%
DESICCATED COCONUT LOW FAT FINE GRADE	\$1.477	30-35%

EU QUALITY – BRC FACTORY

ITEM	FOB (\$/MT)	FAT
DESICCATED COCONUT HIGHT FAT MEDIUM GRADE	\$2.538	MIN 63%
DESICCATED COCONUT HIGHT FAT FINE GRADE	\$2.496	MIN 63%
DESICCATED COCONUT CHIPS GRADE	\$3.570	MIN 63%
DESICCATED COCONUT FLAKES GRADE	\$3.570	MIN 63%



PEPPER POWDER PESTICIDE GUARANTEE



GROUND STEAM STERILIZED BLACK PEPPER





NO	ITEM	FOB
1	- Half Cracked HTST black peppe 6 -> 8#;	\$8.432
2	- Granulate HTST black pepper 8 -> 12#;	\$8.285
4	- Table HTST black pepper 18 -> 28# ;	\$8.065
5	- Fine HTST black pepper 30 -> 34# ;	\$8.065
6	- Ground HTST black pepper 40 -> 100# ;	\$7.699

GROUND STEAM STERILIZED WHITE PEPPER

6	Ground HTST white pepper 40 > 100# ;	\$10.939
---	--------------------------------------	----------



OTHER HERBS & SPICES

NO	 ITEM	 20" FCL	 40" FCL	 PTEXIM OFFER (\$/MT)
1	Ground Chilli (15-30K SHU)	17	25	\$3,750
2	Ground Chilli (30-50K SHU)	17	25	\$3,500
3	Crushed Chilli 5-7mm (15-30K SHU)	12.5	25	\$4,200
4	Crushed Chilli 5-7mm (30-50K SHU)	12.5	25	\$4,370
5	Crushed Chilli 2-4mm (15-30K SHU)	12.5	25	\$4,250
6	Crushed Chilli 2-4mm (30-50K SHU)	12.5	25	\$4,450
7	Whole Chilli Stemless (20-30K SHU)	12.5	12	\$4,050
8	Ground Turmeric Min. 2.5% Cur.	18	25	\$2,950
9	Ground Turmeric Min. 3% Cur.	18	25	\$3,050
10	Whole Cumin 99.5%	15	25	\$5,000
11	Ground Cumin 30mesh Min. 1.5% VO	15	25	\$5,300
12	Whole Fenugreek 99.5%	15	25	\$1,450
13	Whole Fennel 99.5%	15	25	\$3,500
14	Whole Celery 99.5%	15	25	\$2,300

Come & Explore Our Diversity

SHAL

Paris

INSPIRE FOOD BUSINESS



Booth No: 4-J183



19-23 October 2024



Paris Nord Villepinte



Week 32

July

Pepper's

Market

Report

www.ptexim.com.vn

Please do not hesitate to send me if you have any further request.



 **Hien, Nguyen Vu**

CEO at PTEXIM Corp

 spices@ptexim.com.vn

 **+84 90 22222 95**

 43, Str. 17, An Phu Ward, Thu Duc City, Ho Chi Minh City, Vietnam

PTEXIM CERTIFICATE



PTEXIM FACTORY



1. WHOLE SPICES FACTORY (Daklak Province, VN)



2. FOOD FACTORY (Ba Ria Vung Tau Province, VN)



3. CASSIA & STAR ANISE FACTORY (Yen Bai Province, VN)