



Monthly

Report

Week 36 & August

KEY POINTS

#36 Weekly Insights

Prices Drop \$2, PER PRICE

...ve been significant...
...st week. Other re...
...le shipping rates...

Prices Rise; Fe

to strengthen by...
when converted...
ate as the USD

2%

- U.A.E
- INDIA
- CHINA
- PHILIPPINE
- KOREA
- PAKISTAN
- THAILAND
- JAPAN
- IRAN
- SAUDI ARABIA



PTEXIM CORP

A MONTHLY BLACK PEPPER'S MARKET REPORT 2024
BY **PTEXIM RESEARCH**

VND/kg

+1.92%
to last week



#36

Weekly Insights



KEY POINTS WEEK 36

VIETNAM'S PEPPER PRICE IN WEEK 36

1 – 8 SEPTEMBER

+1.92%

- Last week, the price of pepper increasing from 156,000 VND to 159,000 VND, corresponding to a **1.92% increase**.
- The **demand is very good** in various markets such as the EU, Middle East, and Asian countries, while **demand from China has quieted down again** compared to last week after the sharp increase in pepper prices in week 35.
- However, at the end of the week on Saturday and Sunday, **demand from China surged again**, making the market more active.

KEY POINTS WEEK 36

U.S. Shipping Rates Drop \$2,000 Per Container



Shipping rates to the U.S. have been significantly reduced by about \$2,000 per 40-foot container in the past week. Other routes such as the EU, Asia, and Africa have maintained stable shipping rates with little change.

VND Strengthens, Pepper Prices Rise; Fed Rate Cuts Expected



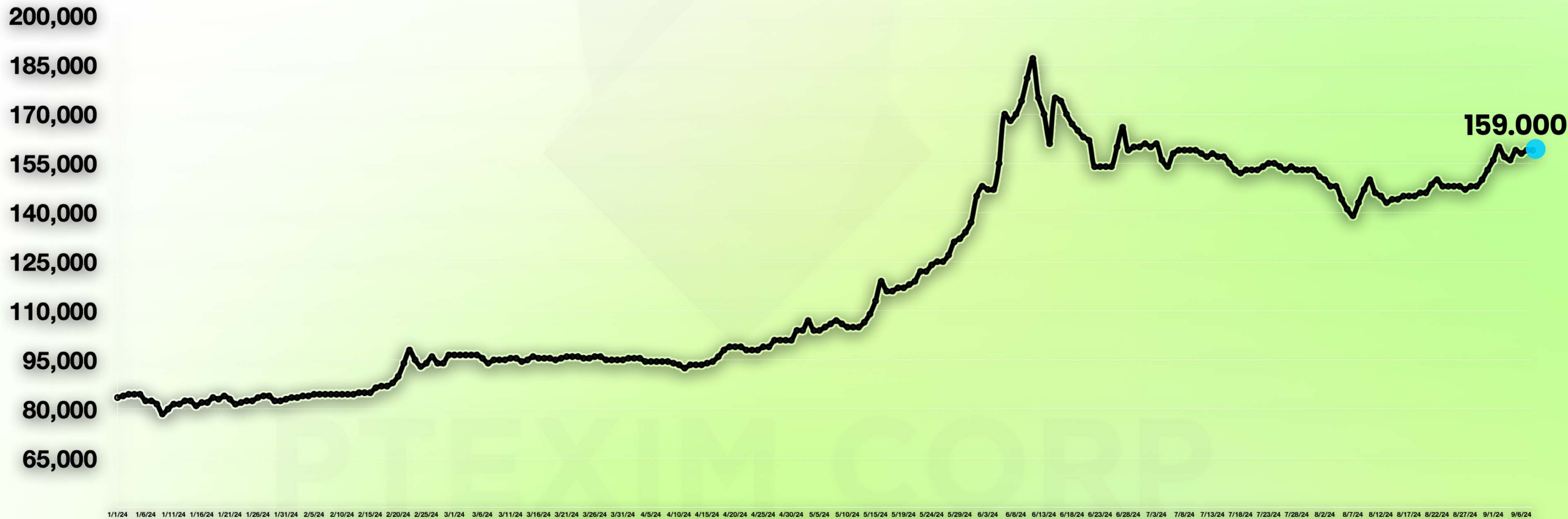
Last week, the VND continued to strengthen by about 1%, which has led to an increase in the price of pepper when converted to USD. It is forecasted that the VND will continue to appreciate as the USD may weaken due to the Fed lowering interest rates.

2024

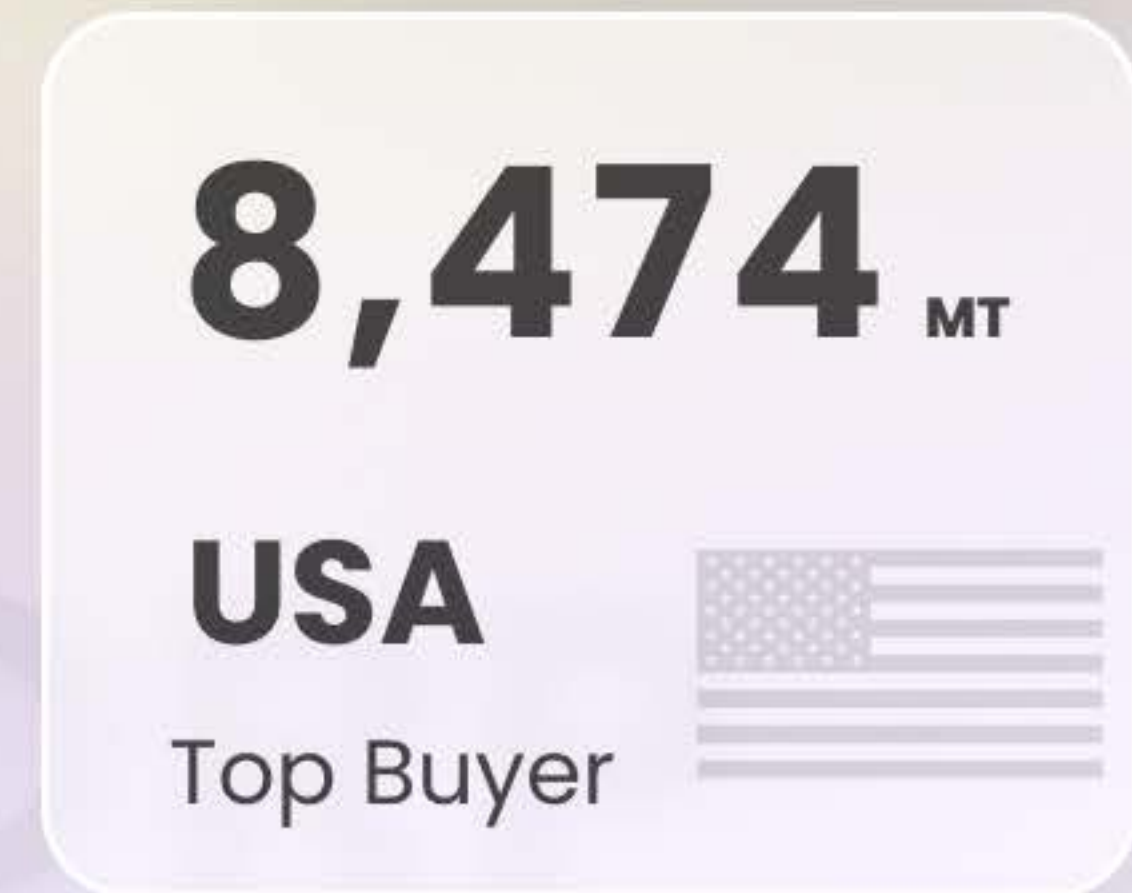
FROM Jan - 8 September 2024

Vietnam Black Pepper Price Chart VNĐ/kg

Pepper price has had an impressive increase in 2024 with an increase from 83,500vnd from January 1, 2024 to 159.000 until September 8th, 2024, corresponding to an **increase of 90,4%**.



Pepper Exports Insight | August 2024



Pepper Exports Insight | August 2024

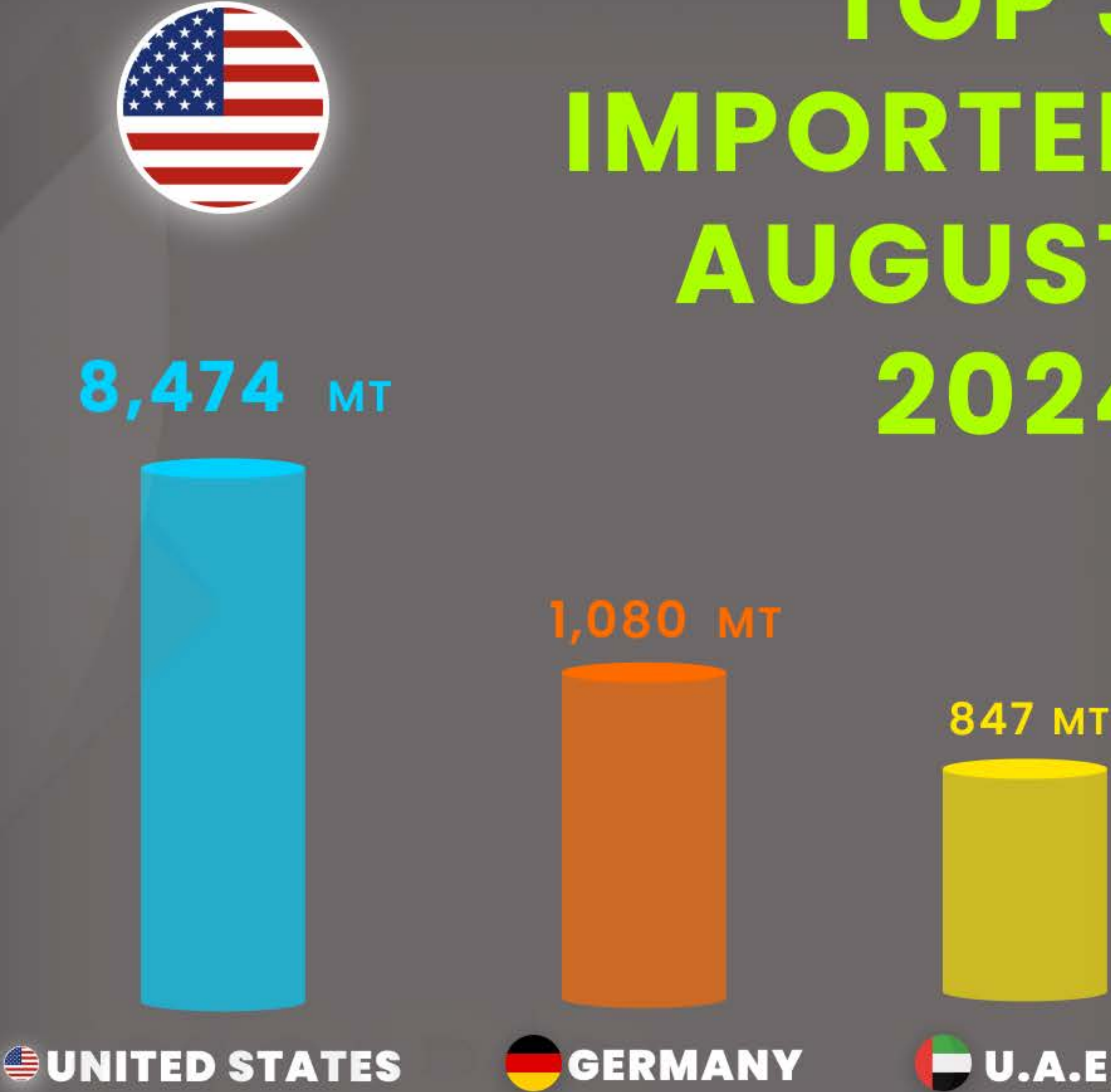
According to VPSA's preliminary statistics, in August 2024, Vietnam exported 19,399 tons of pepper, black pepper reached 17,391 tons, white pepper reached 2,008 tons. Total export turnover reached 117.0 million USD, black pepper reached 102.0 million USD, white pepper reached 15.0 million USD, compared to the previous month, export volume decreased by 10.9%, turnover decreased by 9.9% and compared to August 2023, export volume decreased by 1.1% but turnover increased by 59.4%. The average export price of black pepper in August reached 5,891 USD/ton, white pepper reached 7,462 USD/ton, an increase of 30 USD for black pepper but a decrease of 96 USD for white pepper compared to the previous month.



Pepper Exports Insight | August 2024

In August, pepper exports to the United States broke the highest record ever with an export volume of 8,474 tons, up 43.3% compared to July and accounting for 43.7% of the export market share. Next are the markets: Germany: 1,080 tons, down 23.7%; UAE: 847 tons, down 66.2%. Exports to China reached only 329 tons, down 45.7% compared to the previous month.

TOP 3 IMPORTER AUGUST 2024



Pepper Exports Insight | August 2024



No	Country	Value (\$)	Quantity (Mt)
1	America	52,309,883	8,474
2	Germany	6,440,619	1,080
3	United Arab	5,131,172	847
4	Korea	4,499,741	706
5	Russia	3,956,445	615
6	England	3,402,141	589
7	Netherlands	3,369,455	544
8	Philippine	2,752,588	533
9	Canada	3,300,128	509
10	Spain	2,414,066	385
	Others	29,449,417	5,117
	TOTAL	117,025,655	19,399

Pepper Exports Insight | Jan-Aug 2024

183,756 MT

Export



881.2 Mil \$

Turnover



↓ **-2.1%**

Change

Volume



4,712 \$/TON

Average

BLACK PEPPER



6,326 \$/TON

Average

WHITE PEPPER



51,823 MT

USA

Top Buyer



Pepper Exports Insight | Jan-Aug 2024

In the end of August, Vietnam had exported 183,756 tons of pepper, of which black pepper reached 162,721 tons and white pepper reached 21,035 tons. Total export turnover reached 881.2 million USD, black pepper reached 754.1 million USD, white pepper reached 127.1 million USD. Compared to the same period last year, the export volume decreased by 2.1% but the export turnover increased by 43.0%. The average export price of black pepper in the first 8 months reached 4,712 USD/ton, white pepper reached 6,326 USD/ton, increasing by 1,270 USD for black pepper and 1,371 USD for white pepper compared to the same period last year.

183,756 MT

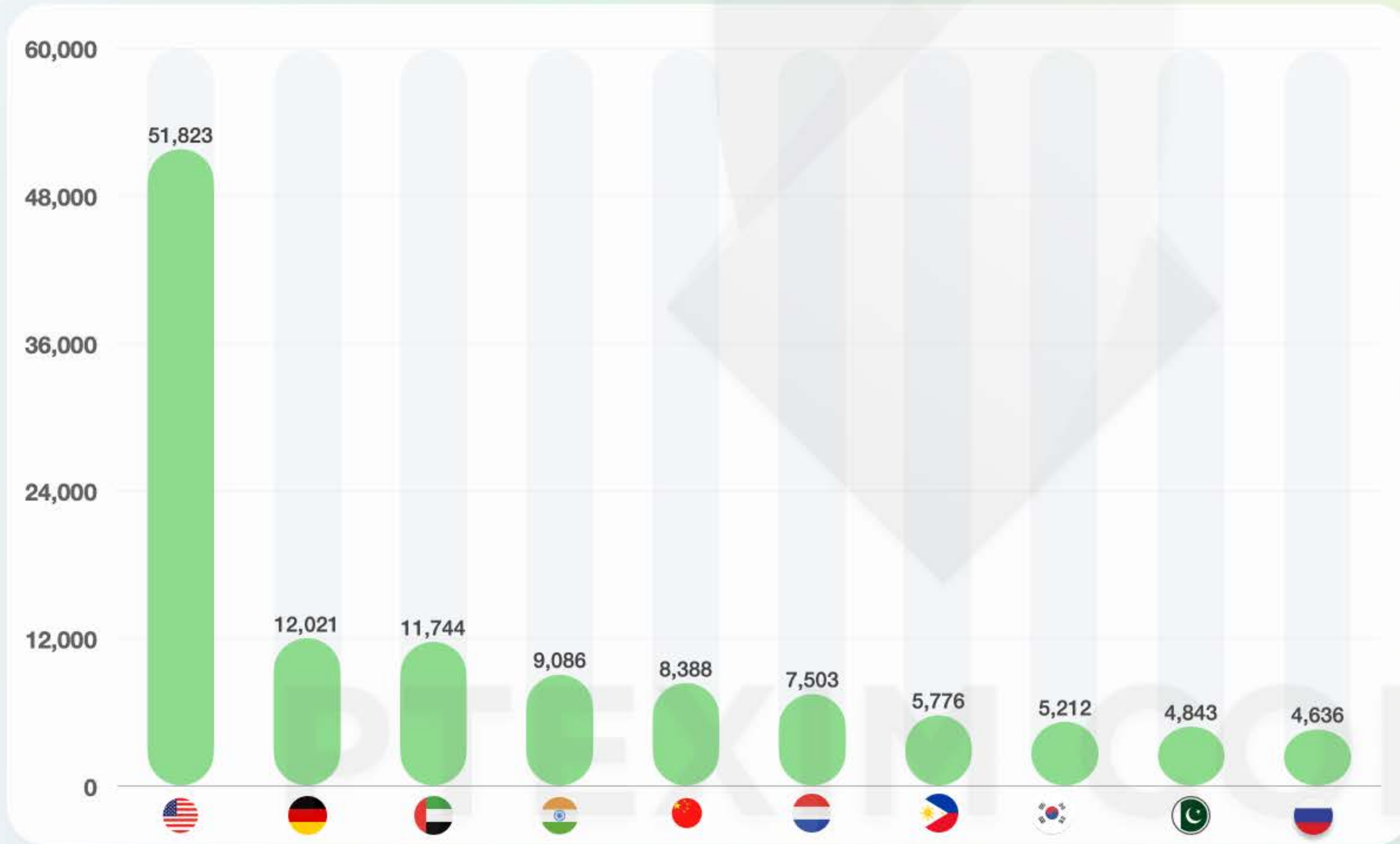
Export

881.2 Mil \$

Turnover

-2.1%

Pepper Exports Insight | Jan - Aug 2024



No	Country	Quantity (Mt)
1	America	51,823
2	Germany	12,021
3	United Arab	11,744
4	India	9,086
5	China	8,388
6	Netherlands	7,503
7	Philippine	5,776
8	Korea	5,212
9	Pakistan	4,843
10	Russia	4,636
	Others	62,724
	TOTAL	183,756

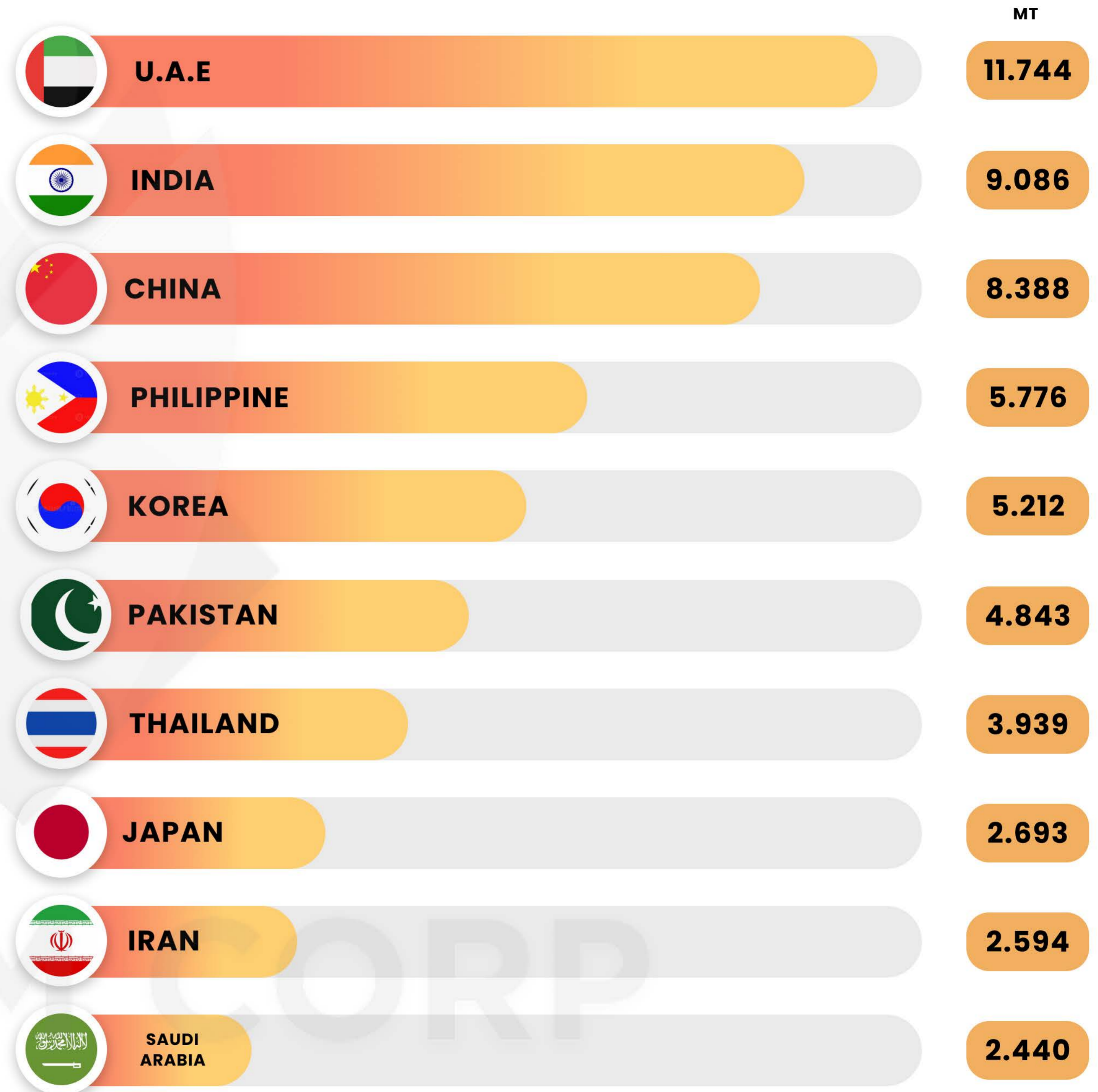
TOP 10 ASIA

COUNTRIES IMPORT

PEPPER FROM

VIETNAM JAN TO

AUGUST 2024



TOP 5 US

COUNTRIES IMPORT

PEPPER FROM

VIETNAM JAN TO

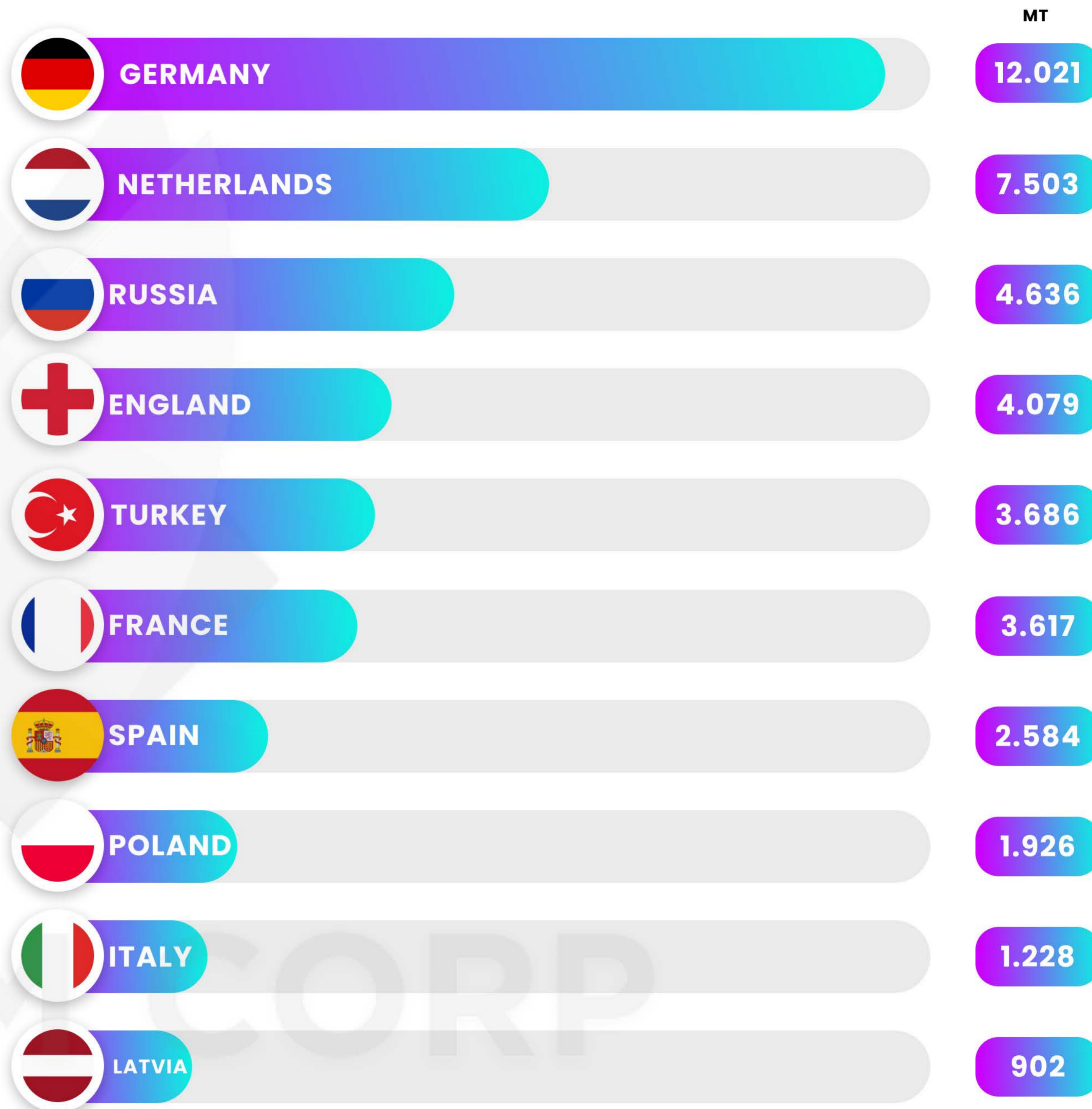
AUGUST 2024

Export volume to the US in the first 8 months of 2024 reached 51,823 tons, nearly equal to the total export volume of the whole year of 2023 (54,271 tons), compared to the same period last year, the export volume increased by 54.3% and accounted for 28.2% of the market share.



TOP 10 EU COUNTRIES IMPORT PEPPER FROM VIETNAM JAN TO AUGUST 2024

Next are the markets: Germany: 12,021 tons, up 96.3%; UAE: 11,744 tons, up 29.6%; India: 9,086 tons, up 10.2%; China: 8,388 tons, down 84.4%; Netherlands: 7,503 tons, up 35.9%...



TOP 5 AFRICA

COUNTRIES IMPORT

PEPPER FROM

VIETNAM JAN TO

AUGUST 2024

Egypt: 4.408 tons, up 41.6 %; Senegal: 1.862 tons, up 5.6%; South Africa 1.865 tons, up 15.8% over the same period...

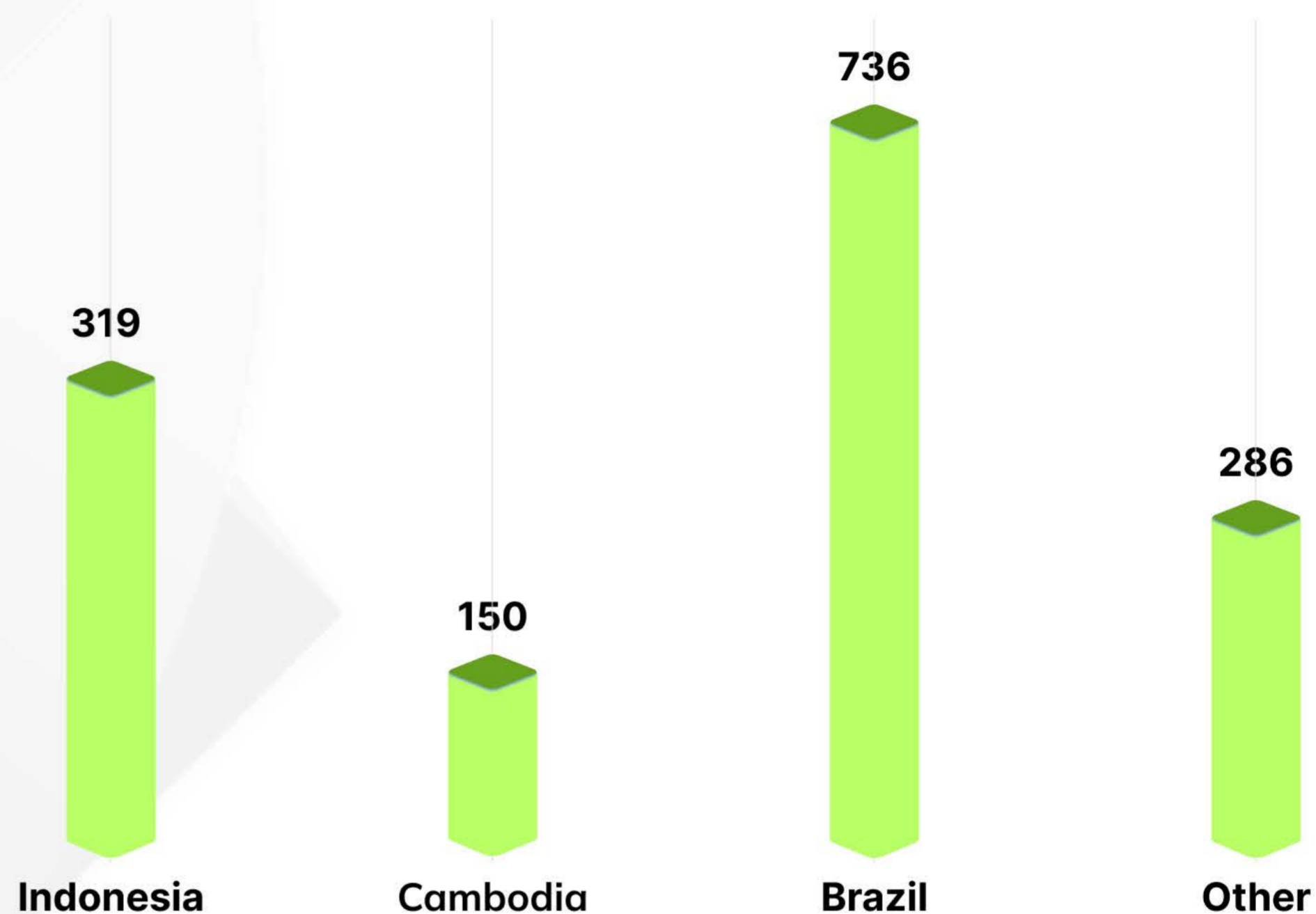


BLACK PEPPER IMPORT TO VIETNAM INSIGHT

PTEXIM

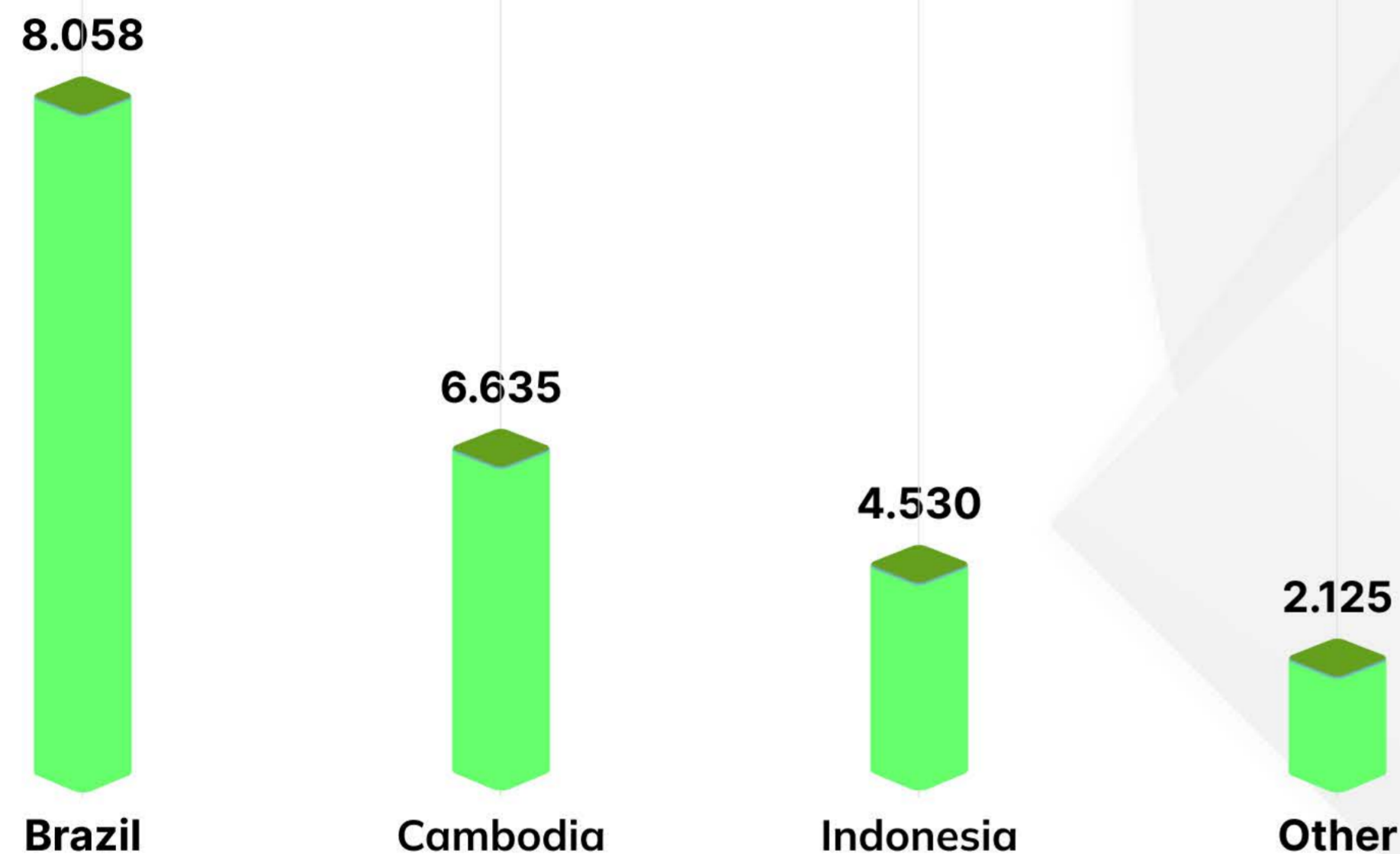
PEPPER IMPORTING IN AUGUST 2024

Black pepper
Import
1,491 MT



Preliminary statistics from VPSA show that in August 2024, Vietnam imported 1,491 tons, of which black pepper reached 1,214 tons and white pepper reached 277 tons, with a total import turnover of 8.2 million USD, compared to the previous month, the import volume decreased by 19.6%. Brazil is the largest pepper supplier to Vietnam, reaching 736 tons, up 808.6% over the previous month, followed by Indonesia and Cambodia.

PEPPER IMPORTING IN 8 MONTHS 2024



Black pepper
Import
21,348 MT

In the end of August, Vietnam imported 21,348 tons of pepper, of which black pepper reached 18,657 tons, white pepper reached 2,691 tons, total import turnover reached 88.4 million USD, compared to the same period last year, import volume increased by 12.3%. Vietnam imported mainly from Brazil: 8,058 tons, down 30.5%; Cambodia: 6,635 tons, up 96.1% and Indonesia: 4,530 tons, up 94.6%.

Currency

The exchange rate of the Vietnamese dong continues to strengthen against the USD. This will lead to the price of pepper, when converted to USD, becoming more expensive.

24,614.9605 ↓2.07% -520.0395 1M

Sep 8, 1:07:00 PM UTC · Disclaimer

1D 5D 1M 6M YTD 1Y 5Y MAX



- Drewry's World Container Index took its steepest drop in several weeks, decreasing eight per cent to US\$4,775 per 40-ft container for the week of Sept. 2-6.



- Freight rates from Shanghai to Rotterdam plunged 14 per cent to US\$6,219 per 40-ft container. Rates from Shanghai to Genoa declined 12 per cent to US\$5,842 per feu. Similarly, spot rates from Shanghai to Los Angeles slid three per cent to US\$6,030 per 40-ft box, and rates from Shanghai to New York and Rotterdam to Shanghai decreased two per cent to US\$8,451 and US\$612 respectively. Likewise, spot rates from New York to Rotterdam dropped one per cent.



PTEXIM CORP

VIETNAM CASSIA EXPORTING REPORT



PTEXIM RESEARCH



GUARANTEED LEAD



CONTENT

We Can Offer Cassia Products According To European And American Standards With Guaranteed LEAD Content Of 1ppm And 2ppm. COUMARIN 2000ppm Or 3000ppm. Metal Powder As KFDA Standard.

Please Contact For Further Demand For Cassia Stick / Cassia Split / Cassia Broken / Cassia Powder ...



 **1 PPM**

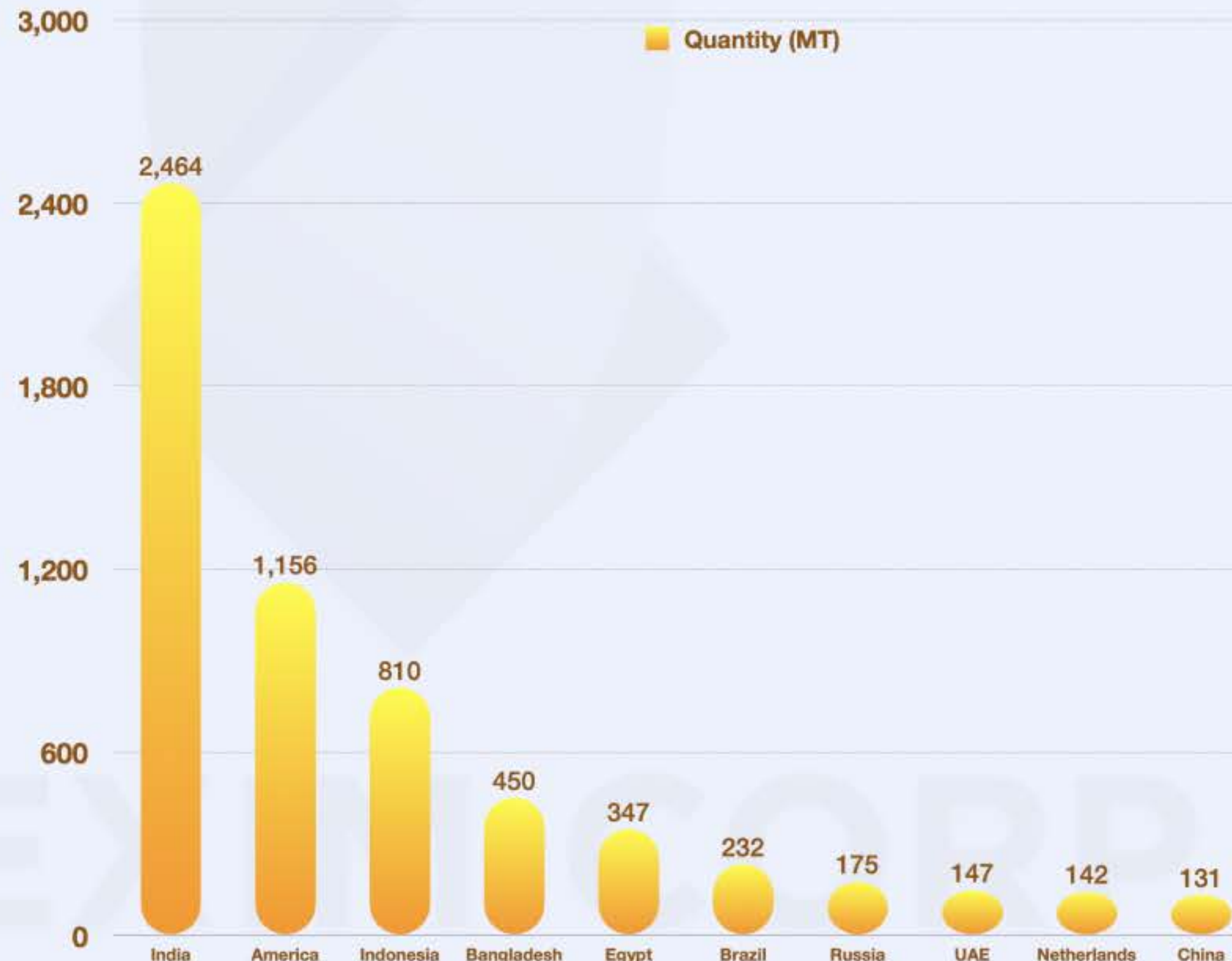
 **2 PPM**

 **10 PPM**
Metal Powder

Cassia Exports Insight | August 2024

According to VPSA's preliminary statistics, in August 2024, Vietnam exported 8,186 tons of cassia, with a total export turnover of 22.9 million USD, a decrease of 17.1% compared to the previous month. The largest export market was India with 2,464 tons, down 23.4% compared to July. Followed by the markets: the United States: 1,156 tons, up 6.7% and Indonesia: 810 tons, down 41.8%.

TOP 10 CASSIA'S IMPORTER FROM VIETNAM



8,186 MT
Export

22.9 Mil \$
Turnover

Cassia Exports In 8 Months 2024 Insight



62,918 MT
Export



177 Mil \$
Turnover



 **1.7%**
Volume

End of August 2024, Vietnam exported 62,918 tons of cassia, with a total export turnover of 177.0 million USD, compared to the same period last year, the export volume increased by 1.7%, but the turnover decreased by 3.5%. India is the largest export market with 20,722 tons, but compared to the same period, it decreased by 24.0%. Next are the markets: the United States: 7,399 tons, up 8.0%, Bangladesh: 6,238 tons, up 35.2%; Indonesia: 4,110 tons, up 121.4% and UAE: 1,633 tons, up 91.4%.

INSIGHT | CASSIA EXPORT 8 MONTHS 2024



A table summarizing the Cassia export data, featuring a globe icon and a building icon. The table is organized into three columns: 'No' (rank), 'Country', and 'Quantity (MT)'. The data is presented in descending order of quantity. The total quantity is highlighted in bold at the bottom.

No	Country	Quantity (MT)
1	India	20,722
2	America	7,399
3	Bangladesh	6,238
4	Indonesia	4,110
5	UAE	1,633
6	Brazil	1,436
7	China	1,338
8	Korea	1,322
9	Mexico	993
10	Turkey	973
	Others	16,754
	TOTAL	62,918

OTHERS SPICES

CINNAMON (CASSIA) / TURMERIC / STAR ANISE / GINGER



STAR ANISE

We can offer Star anise with premium quality and ensure European standards for Pesticide/ Anthraquinone/ PAH... etc.



GINGER

The market **uptrend** and very limited raw material offer available. Please send us any request for Ginger Sliced/ Polished Ginger Finger/ Ginger Powder...



TURMERIC

The market **uptrend** and very limited raw material offer available. Please contact for further demand for Turmeric Sliced/ Polished Turmeric Finger / Turmeric Powder ...

Desiccated Coconut

// The market stable and all uptrend from last week.



PTEXIM CO

ORGANIC



NO	ITEM	FOB (USD/MT)	EU MAINT PORT	NY/BAL
1	Organic Steam Sterilized Pepper 550G/L	\$10.983	\$11.269	\$11.223
2	Organic Steam Sterilized Pepper 570G/L	\$11.171	\$11.457	\$11.411
3	Steam Sterilized White Pepper 630G/L	\$15.095	\$15.381	\$15.335

6	ORGANIC WHOLE CASSIA;		\$3.517
7	ORGANIC CASSIA SPLIT;		\$3.172
8	ORGANIC CASSIA BROKEN MACHINE CLEANED 3.5% VO;		\$3.352
9	ORGANIC CASSIA STICK ROLLED 90%;		\$5.366
10	ORGANIC CASSIA POWDER STEAM STERILIZED 3% VO;		\$3.822



WHOLE PEPPER

NO	☰ ITEM	FOB (USD/MT)	🇪🇺 EU MAINT PORT	🇺🇸 NY/BAL
1	VBP 500 G/L FAQ	\$6.700	\$6.986	\$6.940
2	VBP 550 G/L FAQ	\$7.172	\$7.458	\$7.412
3	VBP 500 G/L Double Spiral Cleaned	\$7.271	\$7.557	\$7.511
4	VBP 550 G/L Double Spiral Cleaned	\$7.403	\$7.689	\$7.643
5	VBP 570 G/L Double ASTA	\$7.536	\$7.821	\$7.776
6	VBP 5MM Jumbo Size	\$7.786	\$8.071	\$8.026
7	White PEPPER 630 G/L DW	\$9.989	\$10.275	\$10.229
8	White PEPPER 630 G/L ASTA	\$10.031	\$10.316	\$10.271

STEAM

STERILIZED

PEPPER &

PESTICIDE

GUARANTEE

EU COMPLIANCE

				
NO	ITEM	FOB (USD/MT)	EU MAINT PORT	NY/BAL
1	Steam Sterilized Pepper 500G/L	\$7.576	\$7.862	\$7.816
2	Steam Sterilized Pepper 550G/L	\$7.845	\$8.131	\$8.085
3	Steam Sterilized Pepper 570G/L	\$7.979	\$8.265	\$8.219
4	Steam Sterilized Pepper 5MM	\$8.114	\$8.399	\$8.354
5	Steam Sterilized White Pepper 630G/L	\$10.602	\$10.888	\$10.842

STEAM STERILIZED PEPPER – EU COMPLIANCE

6	Steam Sterilized Pepper 500G/L	\$7.756	\$8.042	\$7.996
7	Steam Sterilized Pepper 550G/L	\$8.025	\$8.311	\$8.265
8	Steam Sterilized Pepper 570G/L	\$8.159	\$8.445	\$8.399
9	Steam Sterilized Pepper 5MM	\$8.294	\$8.579	\$8.534
10	Steam Sterilized White Pepper 630G/L	\$10.782	\$11.068	\$11.022

CASSIA (CINNAMON) GUARANTEE LEAD & METAL POWDER



ITEM	FOB	NOTE
CASSIA POWDER 2.5% VO	2.588	2.5% VO
CASSIA POWDER 3% VO	3.010	3% VO
CASSIA BROKEN MACHINE CLEANED 2.5% VO	2.488	2.5% VO
CASSIA BROKEN MACHINE CLEANED 3% VO	2.741	3% VO

10 ppm
METAL POWDER



CASSIA (CINNAMON) GUARANTEE COUMARIN

ITEM	FOB	NOTE
CASSIA POWDER 2.5% VO	2.430	2.5% VO
CASSIA POWDER 3% VO	2.810	3% VO
CASSIA BROKEN MACHINE CLEANED 2.5% VO	2.388	2.5% VO
CASSIA BROKEN MACHINE CLEANED 3% VO	2.641	3% VO

1-2 ppm LEAD CONTENT
2000-3000 ppm COUMARIN CONTENT

EU & US STANDARDS

CASSIA (CINNAMON)

NO	ITEM	FOB	NOTE
1	WHOLE CASSIA;	\$2.917	>4% VO
2	CASSIA SPLIT;	\$2.572	>3.5% VO
3	CASSIA BROKEN MACHINE CLEANED 2% VO;	\$1.992	>2% VO
4	CASSIA BROKEN MACHINE CLEANED 2.5% VO;	\$2.288	>2.5% VO
5	CASSIA BROKEN MACHINE CLEANED 3% VO;	\$2.541	>3% VO
6	CASSIA BROKEN MACHINE CLEANED 3.5% VO;	\$2.752	>3.5% VO
7	CASSIA BROKEN MACHINE CLEANED 4% VO;	\$3.048	>4% VO
8	CASSIA STICK ROLLED 90%;	\$4.766	>4% VO
9	CASSIA LONG STICK	\$4.471	>4% VO
10	CASSIA POWDER 1 - 1.5% VO;	\$1.570	1-1.5% VO
11	CASSIA POWDER 2% VO;	\$2.119	2% VO
12	CASSIA POWDER 2.5% VO;	\$2.330	2.5% VO
13	CASSIA POWDER 3% VO;	\$2.710	3% VO



CASSIA (CINNAMON) & STAR ANISE



NO	ITEM	FOB	NOTE
1	CASSIA POWDER STEAM STERILIZED 2.5% VO;	\$2.884	2.5% VO
2	CASSIA POWDER STEAM STERILIZED 3% VO;	\$3.303	3% VO
3	CASSIA BROKEN STEAM STERILIZED 2.5% VO;	\$2.998	2.5% VO
4	CASSIA BROKEN STEAM STERILIZED 3% VO;	\$3.222	3% VO



STAR ANISE



NO	ITEM	FOB	NOTE
1	STAR ANISE SPRING CROP	\$6.991	2.0cm, 80% up
2	STAR ANISE AUTUMN CROP;	\$7.413	2.5cm, 80% up
3	STAR ANISE SUNDRIED EU COMPLIANCE;	\$7.713	2.5cm, 80% up

TURMERIC GINGER



TURMERIC

NO	☰ ITEM	🏛️ FOB
1	TURMERIC FINGER;	\$2.129
2	POLISHED TURMERIC FINGER;	\$2.214
3	TURMERIC POWDER;	\$1.876
4	TURMERIC SLICE SUN DRIED;	\$1.665
5	WASHED TURMERIC SLICE SUN DRIED;	\$1.876
6	TURMERIC SLICE MACHINE DRIED;	\$2.340

GINGER

NO	☰ ITEM	🏛️ FOB
1	GINGER POWDER	\$ 3.269
2	GINGER SLICED	\$ 3.902
3	POLISHED GINGER FINGER	\$ 3.480

Desiccated Coconut

NORMAL QUALITY

ITEM	FOB (\$/MT)	FAT
DESICCATED COCONUT HIGHT FAT MEDIUM GRADE	\$2.535	60-63%
DESICCATED COCONUT HIGHT FAT FINE GRADE	\$2.492	60-63%
DESICCATED COCONUT MEDIUM FAT FINE GRADE	\$2.449	50-55%
DESICCATED COCONUT LOW FAT FINE GRADE	\$1.512	30-35%

EU QUALITY – BRC FACTORY

ITEM	FOB (\$/MT)	FAT
DESICCATED COCONUT HIGHT FAT MEDIUM GRADE	\$2.598	MIN 63%
DESICCATED COCONUT HIGHT FAT FINE GRADE	\$2.556	MIN 63%
DESICCATED COCONUT CHIPS GRADE	\$3.957	MIN 63%
DESICCATED COCONUT FLAKES GRADE	\$3.957	MIN 63%



PEPPER POWDER PESTICIDE GUARANTEE



GROUND STEAM STERILIZED BLACK PEPPER

NO	ITEM	FOB
1	- Half Cracked HTST black peppe 6 -> 8#;	\$9.294
2	- Granulate HTST black pepper 8 -> 12#;	\$9.132
4	- Table HTST black pepper 18 -> 28# ;	\$8.889
5	- Fine HTST black pepper 30 -> 34# ;	\$8.889
6	- Ground HTST black pepper 40 -> 100# ;	\$8.485

GROUND STEAM STERILIZED WHITE PEPPER

6	Ground HTST white pepper 40 > 100# ;	\$11.531
---	--------------------------------------	----------



OTHER HERBS & SPICES



NO	ITEM	PTEXIM OFFER (\$/MT)
1	EU IPM- Whole Chili with Stem 5531	\$2,450
2	NON IPM- Whole Chili with Stem 5531	\$2,265
3	NON IPM- Whole Chili with Stem 334	\$2,555
4	IPM Whole Turmeric Single Polished 3.25% CU	\$2,465
5	IPM Ground Turmeric min 3% CU	\$2,535
6	NON IPM Ground Turmeric Min 2.5% CU	\$2,295
7	NON IPM Ground Turmeric Min 1.5% CU (Lemon Yellow)	\$2,560
8	Whole Dry Ginger	\$4,505
9	Whole Mix For Grinding	\$4,135
10	EU IPM Indian Coriander 99.5% sortex - Badami	\$1,555
11	EU IPM Indian Coriander 99.5% sortex - Egale	\$1,705
12	EU IPM Indian Coriander 99.5% sortex - Scooter	\$1,865
13	EU IPM Indian Cumin 99.5% sortex - PA and PR as per EU	\$4,845
14	EU IPM Indian Cumin 99.5% sortex - Only PR as per EU	\$4,675

Come & Explore Our Diversity

SHAL

Paris

INSPIRE FOOD BUSINESS



Booth No:

4-J183



19-23 October 2024



Paris Nord Villepinte



August Week 36 Pepper's Market Report

www.ptexim.com.vn

Please do not hesitate to send me if you have any further request.



Hien, Nguyen Vu
CEO at PTEXIM Corp

spices@ptexim.com.vn

+84 90 22222 95

43, Str. 17, An Phu Ward, Thu Duc City, Ho Chi Minh City, Vietnam

PTEXIM CERTIFICATE



PTEXIM FACTORY



1. WHOLE SPICES FACTORY (Daklak Province, VN)



2. FOOD FACTORY (Ba Ria Vung Tau Province, VN)



3. CASSIA & STAR ANISE FACTORY (Yen Bai Province, VN)