

2024 Yearly Report

December 2024 Black Pepper Export

Export 15,265 MT

According to VPSA's preliminary statistics, in December 2024, Vietnam exported 15,265 tons of pepper, of which black pepper reached 12,771 tons and white pepper reached 2,494 tons.

Turnover 100.6 Mil \$

Total export turnover reached 100.6 million USD, black pepper reached 81.5 million USD, white pepper reached 19.1 million USD, compared to the previous month, export volume decreased by 4.3% and turnover decreased by 5.5%.

Average 6,476 \$/MT

The average export price of black pepper in the month reached 6,476 USD/ton, white pepper reached 6,198 USD/ton, down 0.6% for black pepper and 11% for white pepper compared to November 2024.

PEPPER FROM VIETNAM JAN TO DECEMBER 2024

Germany: 14,980 tons, up 52.1%, accounting for 8.2%, the Netherlands: 10,745 tons, up 35.2%, accounting for 4.3%, the leading white pepper import markets include: the United States: 4,201 tons, Germany: 4,013 tons, the Netherlands: 3,462 tons, Thailand: 2,827 tons, and China: 1,902 tons.

FRANCE	1,290
SPAIN	1,494
POLAND	1,293
ITALY	
NETHERLANDS	



TOP 10 ASIA COUNTRIES IMPORT PEPPER FROM VIETNAM JAN TO DECEMBER 2024

Next one the markets: UAE: 16,391 tons, up 38.1%, accounting for 6.8%, India: 10,817 tons, down 7.1%, accounting for 4.2%, China's imports ranked 8th at 10,549 tons, down 82.4% and accounting for 4.2% of the market share.

U.A.E	16,391
INDIA	10,817
CHINA	10,549
PHILIPPINE	7,566
KOREA	6,945
THAILAND	6,612
PAKISTAN	5,963
HONGKONG	5,854
JAPAN	5,000
SAUDI ARABIA	3,164



Cassia Exports In 12 Months 2024

99,874 MT Export

274.5 Mil \$ Turnover

In 2024, Vietnam exported 99,874 tons of Cassia, with a total export turnover increased by 11.7% compared to 2023, reaching 25,885 tons, accounting for 7.9% and increasing by 42.5%.



STAR ANISE EXPORTING REPORT

PTEXIM CORP

PTEXIM RESEARCH

Yearly 2024 Black Pepper Exports Insight

Export 250,600 MT

In 2024, Vietnam exported 250,600 tons of pepper, of which black pepper reached 220,268 tons and white pepper reached 30,331 tons.

Turnover 1,318.3 Mil \$

Total export turnover reached 1 billion 218.3 million USD, black pepper reached 1 billion 117.7 million USD, white pepper reached 200.6 million USD.

Average 5,154 \$/MT

Compared to 2023, the export volume decreased by 5.3%, but the export turnover increased by 45.4%. The average export price of black pepper in 2024 reached 5,154 USD/ton, up 49.7% and white pepper reached 6,884 USD/ton, up 38.9% compared to last year.



Star Anise Exports

14,004 MT Export

In 2024, Vietnam exported 14,004 tons of star anise, reaching 14,004 tons, an increase of 19.0% compared to 2023, reaching 11,768 tons, an increase of 19.0%.

TOP 5 AFRICA COUNTRIES IMPORT PEPPER FROM VIETNAM JAN TO DECEMBER 2024

The African region accounted for 5.5% of the market share and increased by 2.8% over the same period in 2023 to 13,780 tons. Egypt and South Africa were the two main export markets with 5,284 tons and 2,705 tons, up 24.4% and 12.3% respectively.

EGYPT	5,284
SOUTH AFRICA	2,705
SENEGAL	1,047
ALGERIA	613
GHANA	791

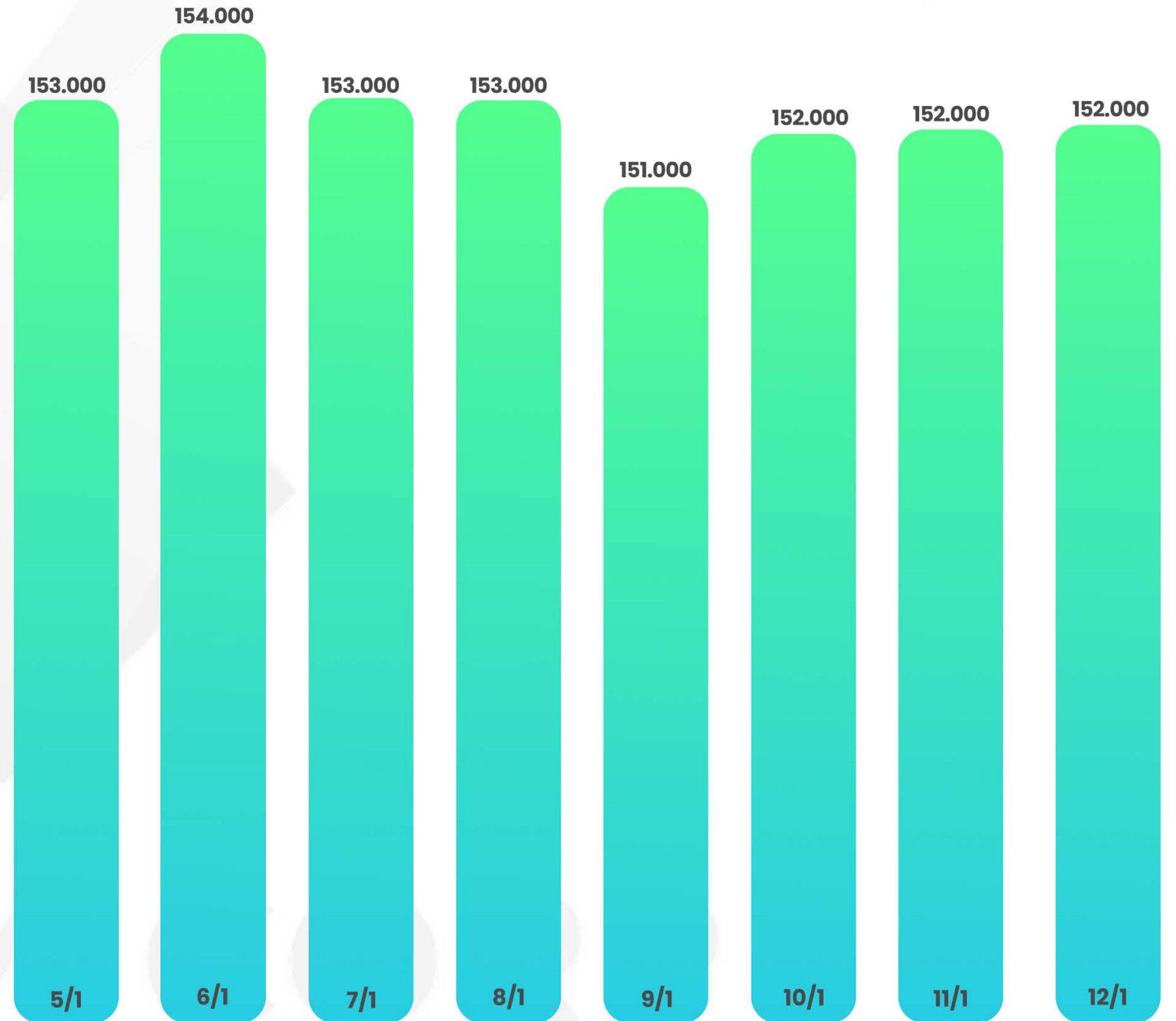
TOP 5 US IMPORT

The United States is Vietnam's largest pepper export market in 2024, reaching 72,311 tons, accounting for 28.9% and increasing by 33.2% compared to 2023, which is also the highest record export volume ever, up 21.0% compared to the previous record year of 2021, reaching 59,778 tons.

AMERICA	72,311
CANADA	5,963
	1,008



#02 Weekly Insights



KEY POINTS WEEK 02

VIETNAM'S PEPPER PRICE IN WEEK 02

5 – 12 DECEMBER

-0.65%

- This week, the price of pepper dropped from 153,000 VND to 152,000 VND, a decline of -0.65%.
- Market activity remained subdued due to weak demand in key markets, including the US, China, EU, and the Middle East.

2024

FROM Jan 2024 - 31 Dec 2024

+82%
to last year 

Vietnam Black Pepper Price Chart VNĐ/kg

Pepper price has had an impressive increase in 2024 with an increase from 83,500vnd from January 1, 2024 to 152.000 until December 31st, 2024, corresponding to an **increase of 82%**.



December 2024 Black Pepper Exports Insight

 **Export**

15,265_{MT}

According to VPSA's preliminary statistics, in December 2024, Vietnam exported 15,265 tons of pepper, of which black pepper reached 12,771 tons and white pepper reached 2,494 tons.

 **Turnover**

100.6_{Mil \$}

Total export turnover reached 100.6 million USD, black pepper reached 81.5 million USD, white pepper reached 19.1 million USD, compared to the previous month, export volume decreased by 4.3% and turnover decreased by 5.5%.

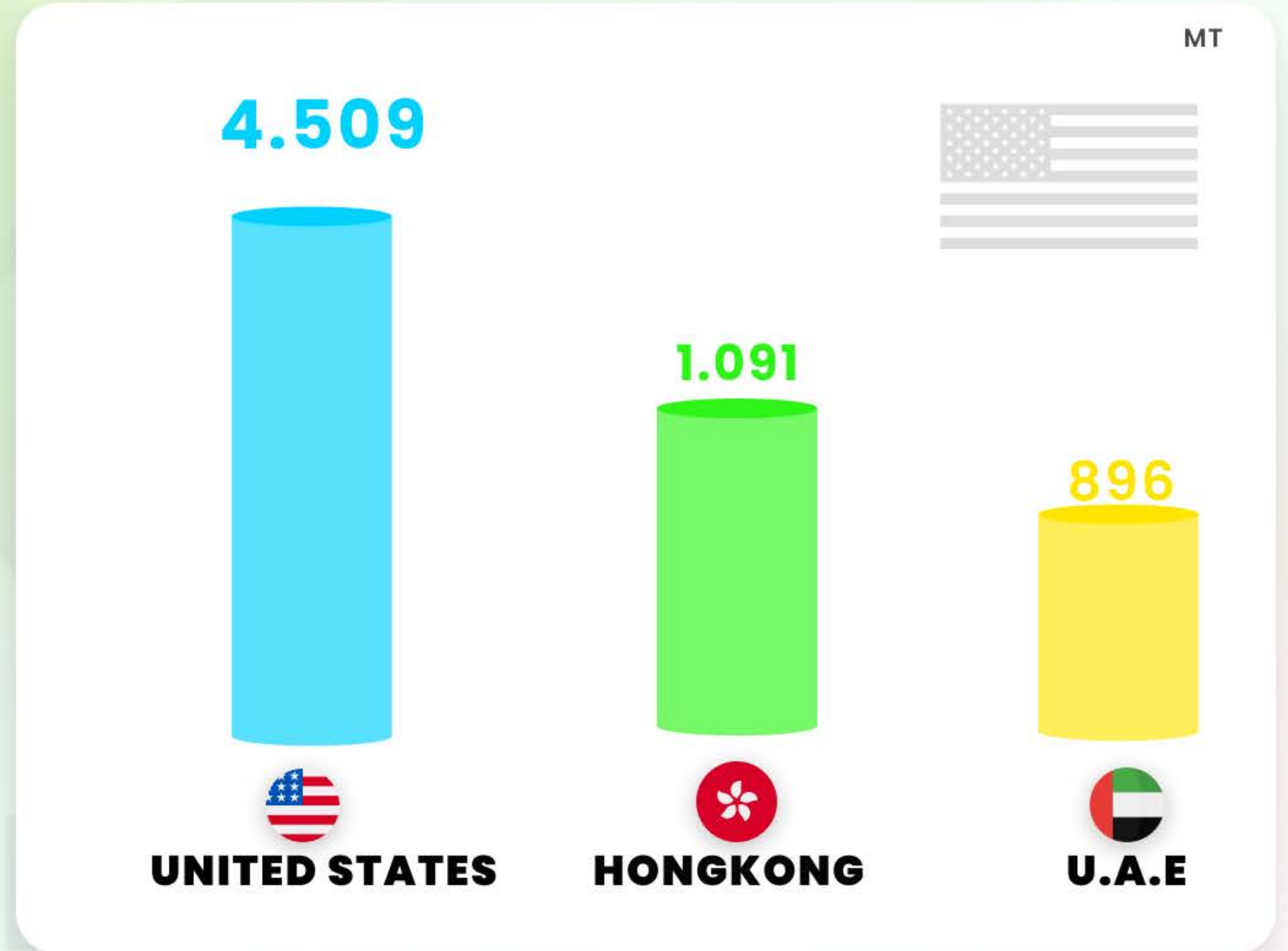
 **Average**

6,476_{\$/MT}

The average export price of black pepper in the month reached 6,476 USD/ton, white pepper reached 8,198 USD/ton, down 0.6% for black pepper and 1.1% for white pepper compared to November 2024.

Top 3 Importer December 2024 From Vietnam

The United States remained Vietnam's largest pepper export market in December, accounting for 29.5% of the total, reaching 4,509 tons, down 11.4% compared to November.



Pepper Exports Insight | December 2024



No	Country	Quantity (Mt)
1	America	4,509
2	Hongkong	1,091
3	United Arab	896
4	China	888
5	Netherlands	690
6	India	658
7	Philippine	464
8	Germany	410
9	Thailand	317
10	France	316
	Others	5,026
	TOTAL	15,265



Export

250,600_{MT}

In 2024, Vietnam exported 250,600 tons of pepper, of which black pepper reached 220,269 tons and white pepper reached 30,331 tons.



Turnover

1,318.3_{Mil \$}



Total export turnover reached 1 billion 318.3 million USD, black pepper reached 1 billion 117.7 million USD, white pepper reached 200.6 million USD.



Average

5,154_{\$/MT}


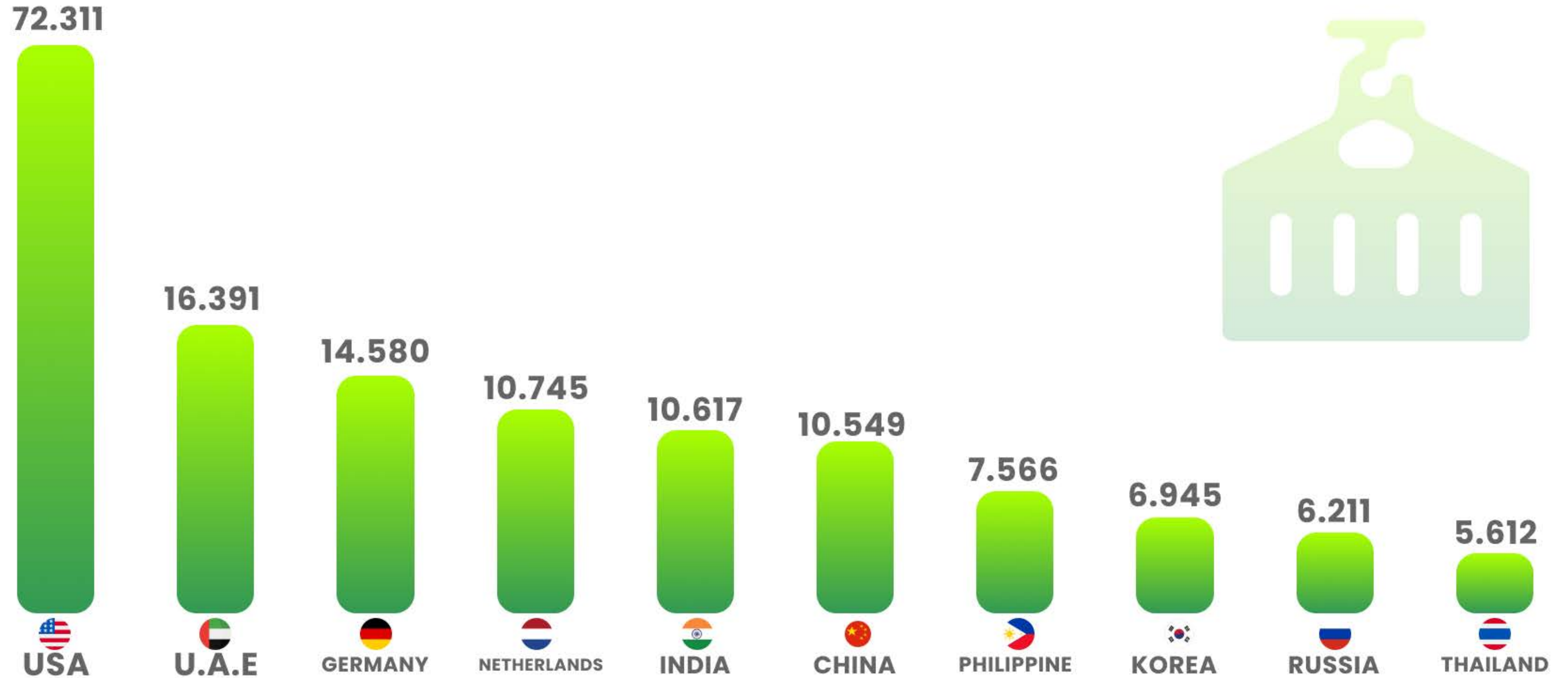
Compared to 2023, the export volume decreased by 5.1%, but the export turnover increased by 45.4%. The average export price of black pepper in 2024 reached 5,154 USD/ton, up 49.7% and white pepper reached 6,884 USD/ton, up 38.9% compared to last year.



Yearly 2024

Top 10 Importer From Vietnam

MT



Yearly 2024

Importer From Vietnam



TOP 5 US

COUNTRIES IMPORT

PEPPER FROM

VIETNAM JAN TO

DECEMBER 2024

The United States is Vietnam's largest pepper export market in 2024, reaching 72,311 tons, accounting for 28.9% and increasing by 33.2%↑ compared to 2023, which is also the highest record export volume ever, up 21.0%↑ compared to the previous record year of 2021, reaching 59,778 tons.



TOP 10 ASIA

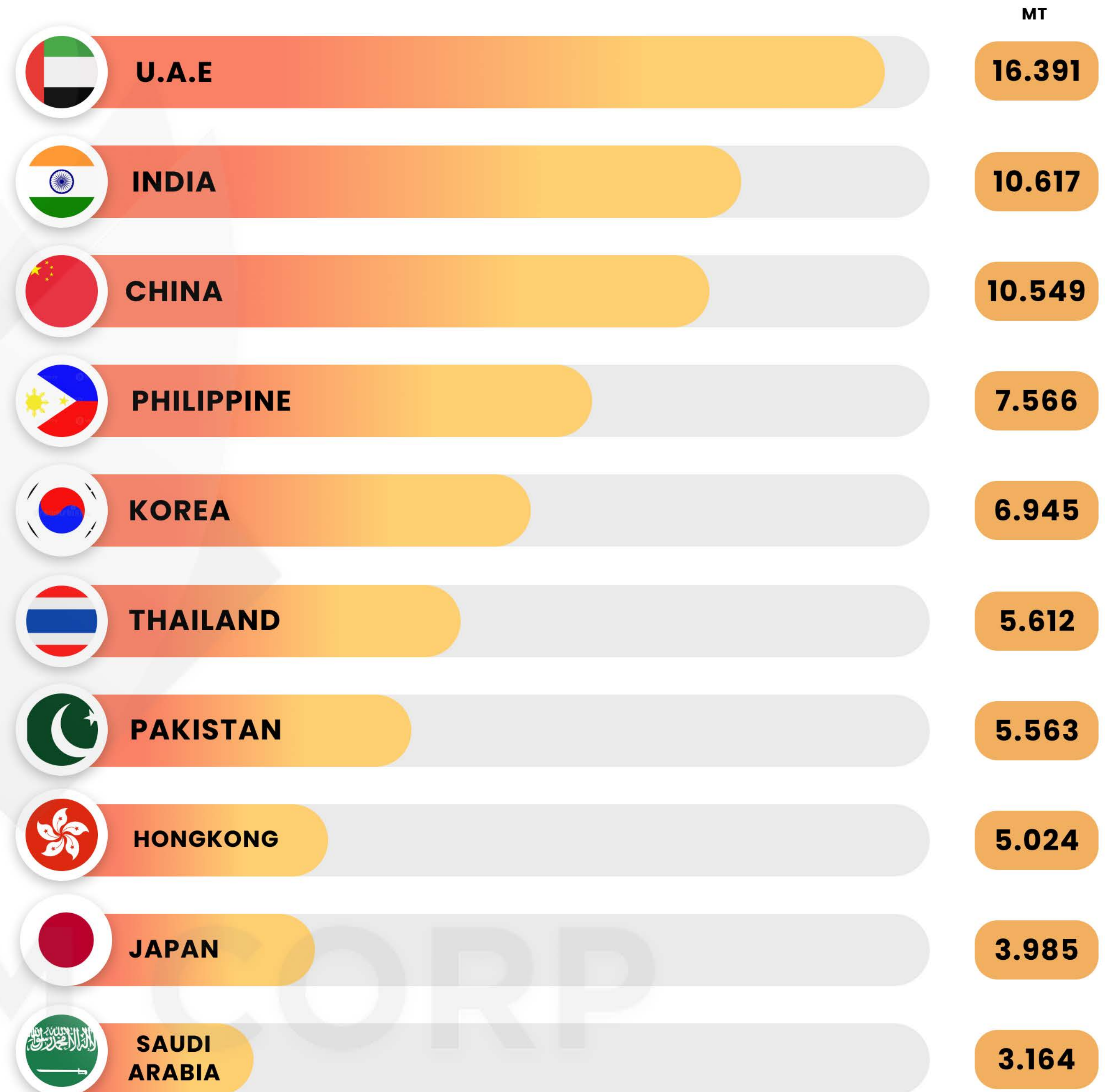
COUNTRIES IMPORT

PEPPER FROM

VIETNAM JAN TO

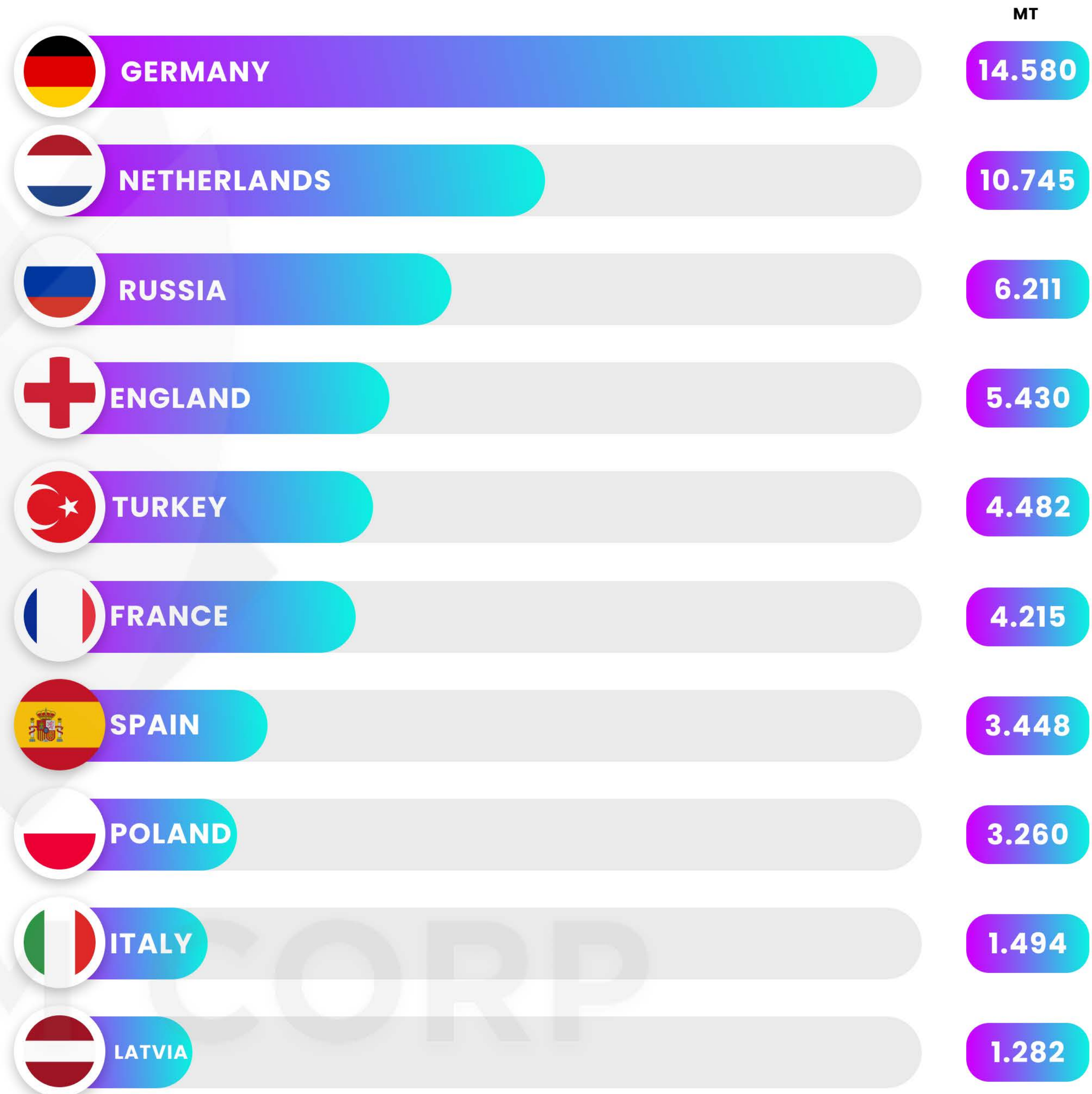
DECEMBER 2024

Next are the markets: UAE: 16,391 tons, up 35.1%, accounting for 6.5%, India: 10,617 tons, down 17.1%, accounting for 4.2%. China's imports ranked 6th at 10,549 tons, down 82.4% and accounting for 4.2% of the market share.



TOP 10 EU COUNTRIES IMPORT PEPPER FROM VIETNAM JAN TO DECEMBER 2024

Germany: 14,580 tons, up 58.2%, accounting for 5.8%, the Netherlands: 10,745 tons, up 35.2%, accounting for 4.3%, The leading white pepper import markets include: the United States: 4,121 tons, Germany: 4,013 tons, the Netherlands: 3,462 tons, Thailand: 2,827 tons and China: 1,982 tons.



TOP 5 AFRICA

COUNTRIES IMPORT

PEPPER FROM

VIETNAM JAN TO

DECEMBER 2024

The African region accounted for 5.5% of the market share and increased by 2,8% over the same period in 2023 to 13,780

tons. Egypt and South Africa were the two main export markets with 5.284 tons and 2.705 tons, up 24.4% and 12.3% respectively.





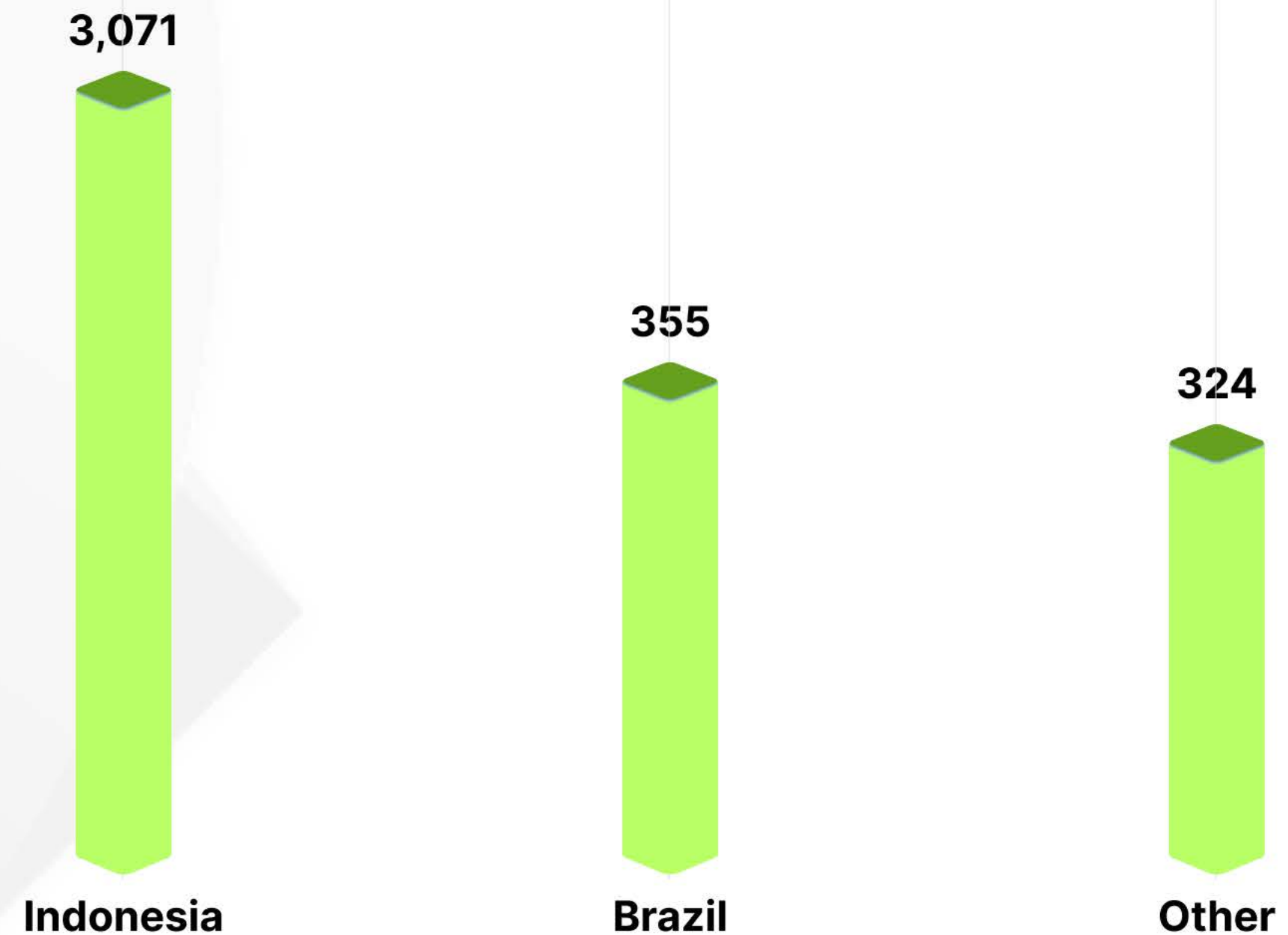


BLACK PEPPER IMPORT TO VIETNAM INSIGHT

PEPPER IMPORTING IN DECEMBER 2024

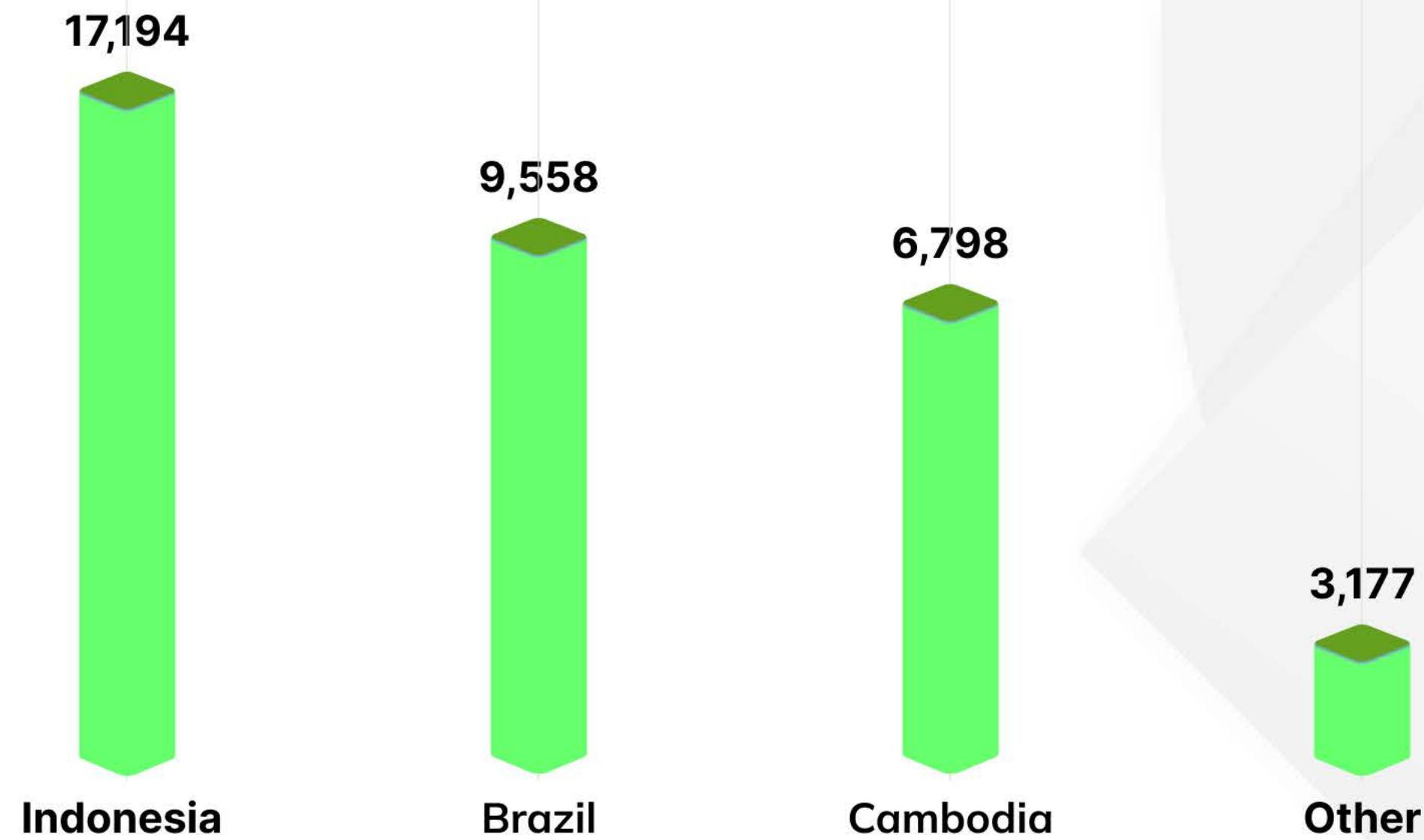
Black pepper
Import

3,750 MT



Preliminary statistics of VPSA, in December 2024, Vietnam imported 3,750 tons, of which black pepper reached 2,777 tons, white pepper reached 973 tons, total import turnover reached 20.9 million USD, compared to the previous month, import volume decreased by 14.4%. Vietnam mainly imported pepper from Indonesia, accounting for 81.9% reaching 3,071 tons, followed by Brazil accounting for 9.5% reaching 355 tons and Cambodia accounting for 5.7% reaching 213 tons.

PEPPER IMPORTING IN 12 MONTHS 2024



Black pepper
Import

36,727 MT

In 2024, Vietnam imported 36,727 tons of pepper, of which black pepper reached 31,755 tons, white pepper reached 4,972 tons, total import turnover reached 176.2 million USD, compared to 2023, import volume increased by 38.4%, turnover increased by 99.5%. Indonesia, Brazil and Cambodia are the 3 largest pepper suppliers to Vietnam, reaching 17,194 tons, 9,558 tons and 6,798 tons, of which imports from Indonesia and Cambodia increased by 431.2% and 80.7%, while imports from Brazil decreased by 42.4%.

Currency

The VND weakened against the US dollar, along with other Asian currencies, as the US dollar strengthened globally. The exchange rate ended 2024 at VND25,485/USD, up more than 4% for the year and the third consecutive year of increase.

25,370.0218

↑ 3.59%

+880.0218 1Y

Jan 12, 11:37:05 AM UTC · Disclaimer

1D 5D 1M 6M YTD 1Y 5Y MAX



SHIPPING SITUATION





SHIPPING SITUATION

- Strikes at US East and Gulf Coast ports, set to begin on January 15, have been called off after the International Longshoremen's Association (ILA) and the US Maritime Alliance (USMX) reached a tentative agreement on a new contract. This avoids potential supply chain disruptions and higher freight rates.
- Spot rates from the Far East to the US East Coast had risen 26% since mid-December, reaching \$6,800 per 40-foot container, with additional surcharges expected if the strikes continued. While rates may now soften, shippers still face risks from geopolitical tensions and potential escalations in global trade.
- Overall, spot rate growth is expected to slow, providing more favorable conditions for shippers in 2025, but uncertainty remains.



PTEXIM RESEARCH

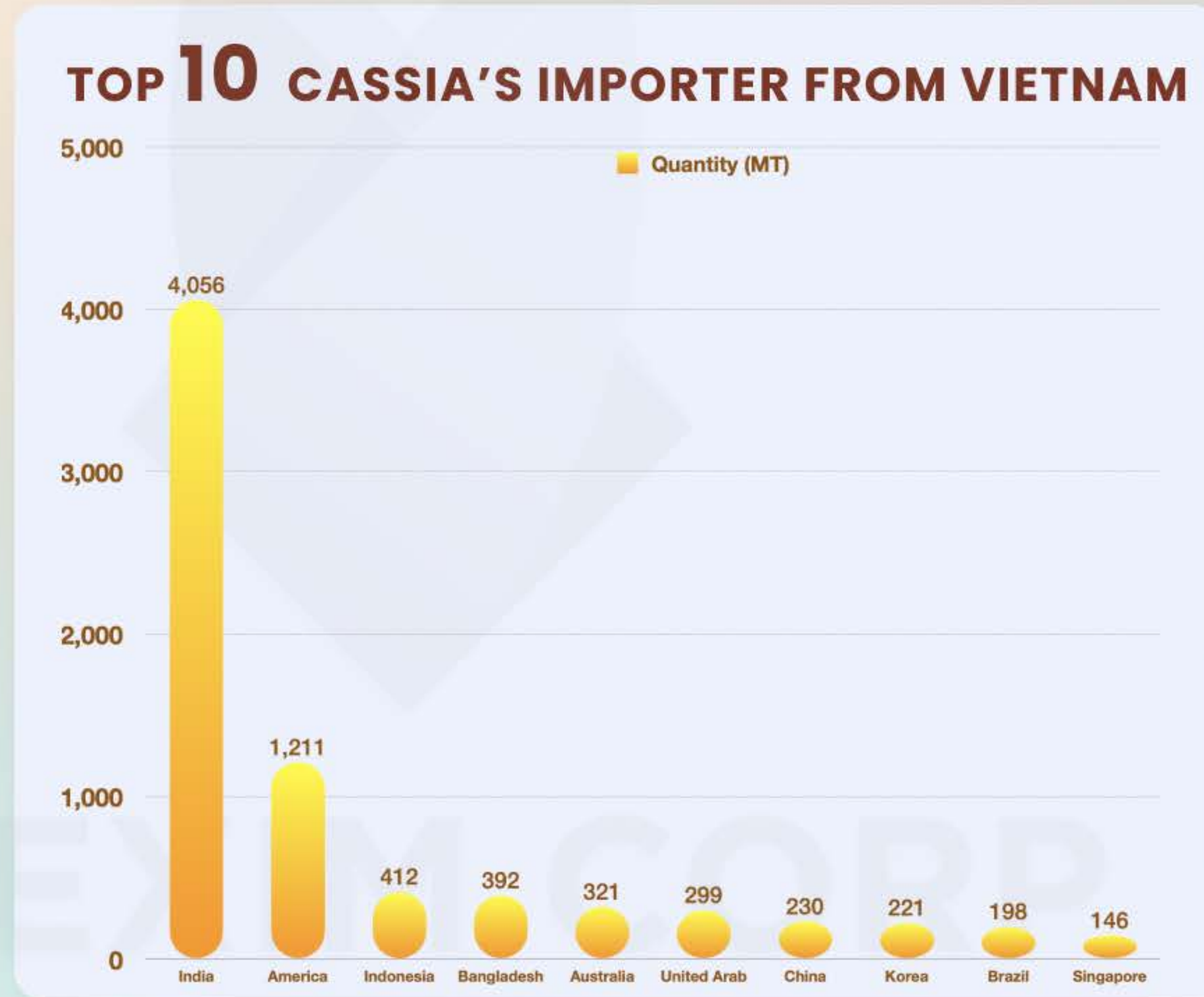
2024 VIETNAM CASSIA EXPORTING REPORT



PTEXIM CORP

Cassia Exports Insight | December 2024

According to VPSA's preliminary statistics, in December 2024, Vietnam exported 9,604 tons of Cassia, with a total export turnover of 25.3 million USD, compared to the previous month, the export volume decreased by 10.7%. Vietnam's largest Cassia exporting market is India: 4,056 tons, accounting for 42.2% of the market share.



9,604 MT
Export

25.3 Mil \$
Turnover

Cassia Exports In 12 Months 2024 Insight



99,874 MT
Export



274.5 Mil \$
Turnover



↑ 11.7%
Volume

In 2024, Vietnam exported 99,874 tons of Cassia, with a total export turnover of 274.5 million USD. Compared to 2023, the export volume increased by 11.7% and the export turnover increased by 5.2%. India is Vietnam's largest Cassia export market in 2024, reaching 35,885 tons, accounting for 35.9% and decreasing by 5.7% compared to last year. The United States is the second largest export market, reaching 11,078 tons, accounting for 11.1% and increasing by 9.0%; Bangladesh ranked third, reaching 7,928 tons, accounting for 7.9% and increasing by 42.5%.

INSIGHT | CASSIA EXPORT 12 MONTHS 2024



No	Country	Quantity (MT)
1	India	35,885
2	America	11,078
3	Bangladesh	7,928
4	Indonesia	4,960
5	United Arab	3,165
6	Korea	2,317
7	Brazil	2,256
8	China	2,149
9	Turkey	1,413
10	Egypt	1,343
	Others	27,380
	TOTAL	<u>99,874</u>



GUARANTEED LEAD



CONTENT

We Can Offer Cassia Products According To European And American Standards With Guaranteed LEAD Content Of 1ppm And 2ppm. COUMARIN 2000ppm Or 3000ppm. Metal Powder As KFDA Standard.

Please Contact For Further Demand For Cassia Stick / Cassia Split / Cassia Broken / Cassia Powder ...





STAR ANISE

EXPORTING

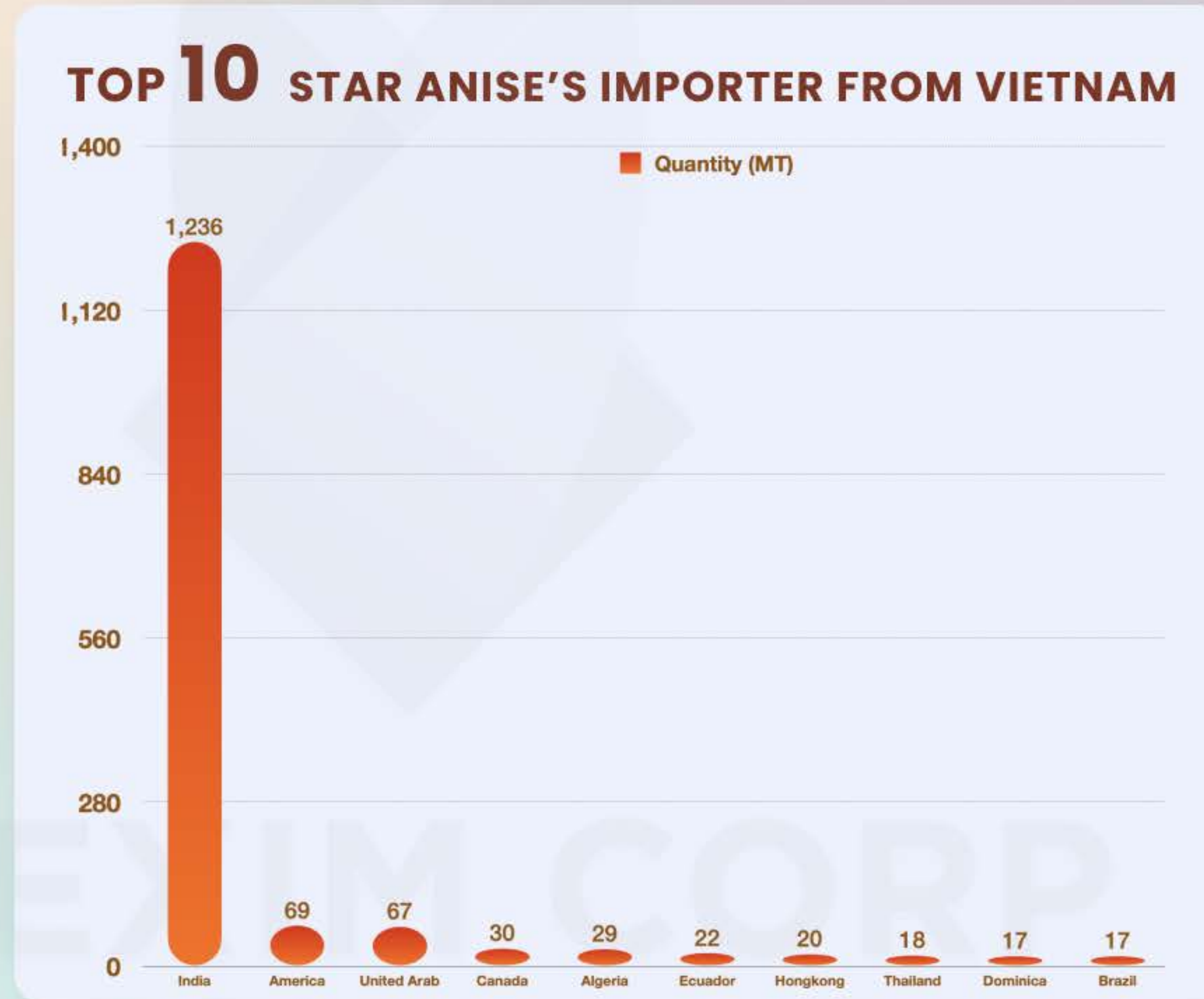
2024 REPORT



PTEXIM CORP
PTEXIM RESEARCH

Star Anise Exports Insight | December 2024


According to VPSA's preliminary statistics, in December 2024, Vietnam exported 1,705 tons of Star Anise, with a turnover of 6.2 million USD, an increase of 48.6% compared to the previous month. The largest export market is still India, accounting for 72.5%, reaching 1,236 tons, an increase of 72.4% compared to November.



1,705 MT
Export

6.2 Mil \$
Turnover

Star Anise Exports In 12 Months 2024 Insight



14,004 MT
Export



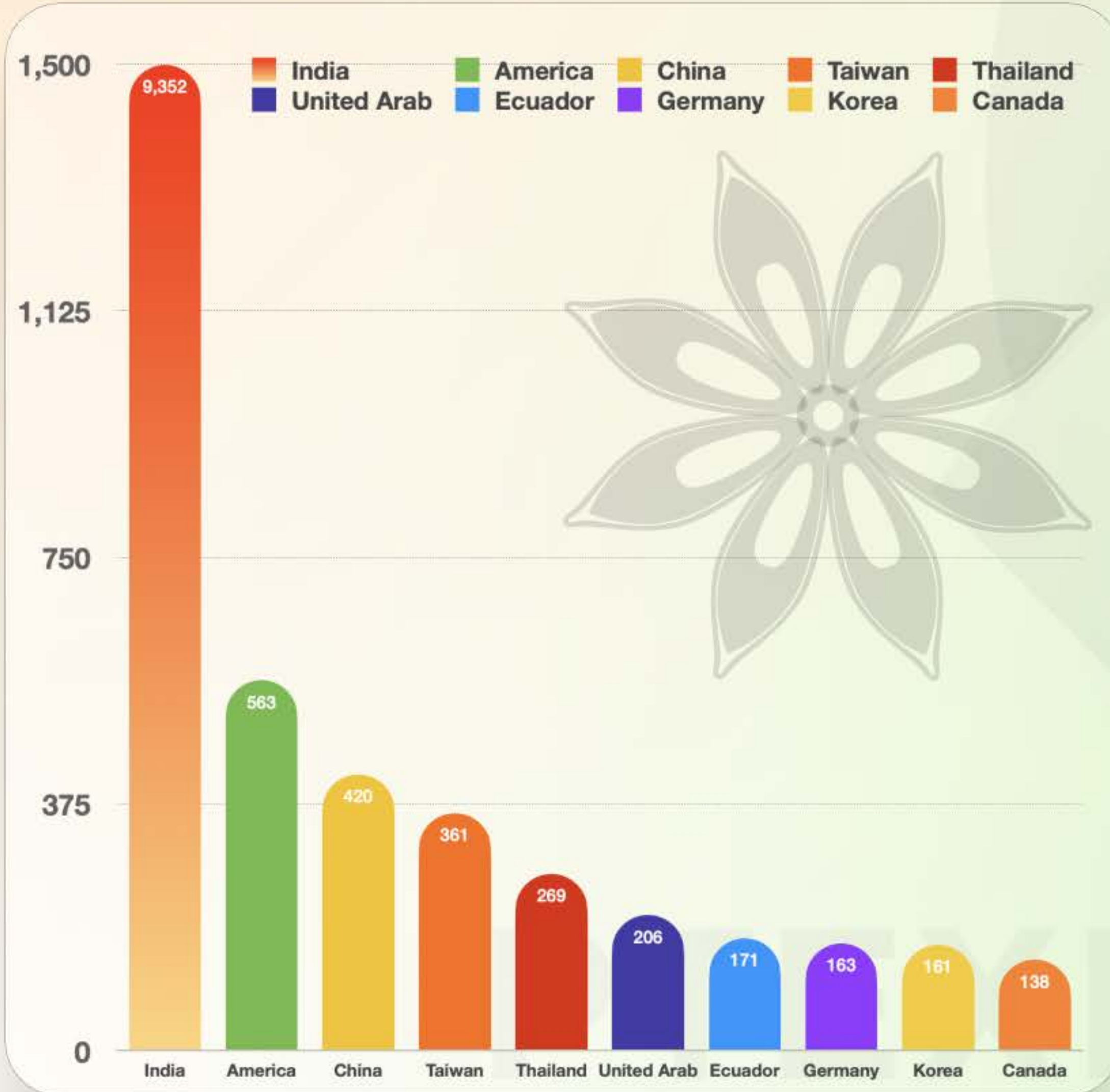
63.7 Mil \$
Turnover



↓ 5.7%
Volume

In 2024, Vietnam exported 14,004 tons of Star Anise, with a total export turnover of 63.7 million USD. Compared to 2023, the export volume decreased by 5.7% and the turnover decreased by 16.2%. Vietnam's largest Star Anise export market is India, accounting for 66.8%, reaching 9,352 tons, an increase of 19.0% over the previous year. Followed by the markets: USA: 563 tons, China: 420 tons, Taiwan: 361 tons and Thailand: 269 tons.

INSIGHT | STAR ANISEED FROM JAN TO DEC 2024



No	Country	Quantity (MT)
1	India	9,352
2	America	563
3	China	420
4	Taiwan	361
5	Thailand	269
6	United Arab	206
7	Ecuador	171
8	Germany	163
9	Korea	161
10	Canada	138
	Others	2,200
	TOTAL	14,004

OTHERS SPICES

CINNAMON (CASSIA) / TURMERIC / STAR ANISE / GINGER



STAR ANISE

We can offer Star anise with premium quality and ensure European standards for Pesticide/ Anthraquinone/ PAH... etc.



GINGER

Please send us any request for Ginger Sliced/ Polished Ginger Finger/ Ginger Powder...



TURMERIC

The market **uptrend** and **very limited raw material** offer available. Please contact for further demand for Turmeric Sliced/ Polished Turmeric Finger / Turmeric Powder ...

ORGANIC



NO	ITEM	FOB (USD/MT)	EU MAINT PORT	NY/BAL
1	Organic Steam Sterilized Pepper 550G/L	\$9.533	\$9.711	\$9.753
2	Organic Steam Sterilized Pepper 570G/L	\$9.696	\$9.874	\$9.916
3	Steam Sterilized White Pepper 630G/L	\$13.468	\$13.646	\$13.688

6	ORGANIC WHOLE CASSIA;			\$3.517
7	ORGANIC CASSIA SPLIT;			\$3.172
8	ORGANIC CASSIA BROKEN MACHINE CLEANED 3.5% VO;			\$3.352
9	ORGANIC CASSIA STICK ROLLED 90%;			\$5.366
10	ORGANIC CASSIA POWDER STEAM STERILIZED 3% VO;			\$3.822



WHOLE PEPPER

NO	☰ ITEM	FOB (USD/MT)	🇪🇺 EU MAINT PORT	🇺🇸 NY/BAL
1	VBP 500 G/L FAQ	\$6.257	\$6.436	\$6.477
2	VBP 550 G/L FAQ	\$6.699	\$6.878	\$6.919
3	VBP 500 G/L Double Spiral Cleaned	\$6.792	\$6.970	\$7.012
4	VBP 550 G/L Double Spiral Cleaned	\$6.915	\$7.094	\$7.135
5	VBP 570 G/L Double ASTA	\$7.039	\$7.217	\$7.259
6	VBP 5MM Jumbo Size	\$7.271	\$7.450	\$7.491
7	White PEPPER 630 G/L DW	\$9.588	\$9.767	\$9.808
8	White PEPPER 630 G/L ASTA	\$9.629	\$9.807	\$9.849

STEAM

STERILIZED

PEPPER &

PESTICIDE

GUARANTEE

EU COMPLIANCE

				
	ITEM	FOB (USD/MT)	EU MAINT PORT	NY/BAL
NO				
1	Steam Sterilized Pepper 500G/L	\$7.082	\$7.261	\$7.302
2	Steam Sterilized Pepper 550G/L	\$7.333	\$7.511	\$7.553
3	Steam Sterilized Pepper 570G/L	\$7.458	\$7.637	\$7.678
4	Steam Sterilized Pepper 5MM	\$7.585	\$7.763	\$7.805
5	Steam Sterilized White Pepper 630G/L	\$10.180	\$10.358	\$10.400

STEAM STERILIZED PEPPER – EU COMPLIANCE

6	Steam Sterilized Pepper 500G/L	\$7.262	\$7.441	\$7.482
7	Steam Sterilized Pepper 550G/L	\$7.513	\$7.691	\$7.733
8	Steam Sterilized Pepper 570G/L	\$7.638	\$7.817	\$7.858
9	Steam Sterilized Pepper 5MM	\$7.765	\$7.943	\$7.985
10	Steam Sterilized White Pepper 630G/L	\$10.360	\$10.538	\$10.580

CASSIA (CINNAMON) GUARANTEE LEAD & METAL POWDER



ITEM	FOB	NOTE
CASSIA POWDER 2.5% VO	2.535	2.5% VO
CASSIA POWDER 3% VO	2.947	3% VO
CASSIA BROKEN MACHINE CLEANED 2.5% VO	2.435	2.5% VO
CASSIA BROKEN MACHINE CLEANED 3% VO	2.682	3% VO

10 ppm
METAL POWDER



CASSIA (CINNAMON) GUARANTEE COUMARIN

ITEM	FOB	NOTE
CASSIA POWDER 2.5% VO	2.376	2.5% VO
CASSIA POWDER 3% VO	2.747	3% VO
CASSIA BROKEN MACHINE CLEANED 2.5% VO	2.335	2.5% VO
CASSIA BROKEN MACHINE CLEANED 3% VO	2.582	3% VO

1-2 ppm LEAD CONTENT
2000-3000 ppm COUMARIN CONTENT



EU & US STANDARDS

CASSIA (CINNAMON)



NO	ITEM	FOB	NOTE
1	WHOLE CASSIA;	\$2.853	>4% VO
2	CASSIA SPLIT;	\$2.513	>3.5% VO
3	CASSIA BROKEN MACHINE CLEANED 2% VO;	\$1.947	>2% VO
4	CASSIA BROKEN MACHINE CLEANED 2.5% VO;	\$2.235	>2.5% VO
5	CASSIA BROKEN MACHINE CLEANED 3% VO;	\$2.482	>3% VO
6	CASSIA BROKEN MACHINE CLEANED 3.5% VO;	\$2.688	>3.5% VO
7	CASSIA BROKEN MACHINE CLEANED 4% VO;	\$2.977	>4% VO
8	CASSIA STICK ROLLED 90%;	\$4.532	>4% VO
9	CASSIA LONG STICK	\$4.326	>4% VO
10	CASSIA POWDER 1 - 1.5% VO;	\$1.535	1-1.5% VO
11	CASSIA POWDER 2% VO;	\$2.070	2% VO
12	CASSIA POWDER 2.5% VO;	\$2.276	2.5% VO
13	CASSIA POWDER 3% VO;	\$2.647	3% VO

CASSIA (CINNAMON) & STAR ANISE

NO	ITEM	FOB	NOTE
1	CASSIA POWDER STEAM STERILIZED 2.5% VO;	\$2.825	2.5% VO
2	CASSIA POWDER STEAM STERILIZED 3% VO;	\$3.233	3% VO
3	CASSIA BROKEN STEAM STERILIZED 2.5% VO;	\$2.935	2.5% VO
4	CASSIA BROKEN STEAM STERILIZED 3% VO;	\$3.154	3% VO



STAR ANISE

NO	ITEM	FOB	NOTE
1	STAR ANISE SPRING CROP	\$6.829	2.0cm, 80% up
2	STAR ANISE AUTUMN CROP;	\$7.241	2.5cm, 80% up
3	STAR ANISE SUNDRIED EU COMPLIANCE;	\$7.541	2.5cm, 80% up

TURMERIC GINGER



TURMERIC

NO	☰ ITEM	🏛️ FOB
1	TURMERIC FINGER;	\$2.081
2	POLISHED TURMERIC FINGER;	\$2.163
3	TURMERIC POWDER;	\$1.833
4	TURMERIC SLICE SUN DRIED;	\$1.627
5	WASHED TURMERIC SLICE SUN DRIED;	\$1.833
6	TURMERIC SLICE MACHINE DRIED;	\$2.287

GINGER

NO	☰ ITEM	🏛️ FOB
1	GINGER POWDER	\$3.193
2	GINGER SLICED	\$3.811
3	POLISHED GINGER FINGER	\$3.399

PEPPER POWDER PESTICIDE GUARANTEE



GROUND STEAM STERILIZED BLACK PEPPER

NO	ITEM	FOB
1	- Half Cracked HTST black peppe 6 -> 8#;	\$8.753
2	- Granulate HTST black pepper 8 -> 12#;	\$8.600
4	- Table HTST black pepper 18 -> 28# ;	\$8.372
5	- Fine HTST black pepper 30 -> 34# ;	\$8.372
6	- Ground HTST black pepper 40 -> 100# ;	\$7.992

GROUND STEAM STERILIZED WHITE PEPPER

7	Ground HTST white pepper 40 > 100# ;	\$11.075
---	--------------------------------------	----------



OTHER HERBS & SPICES



NO	ITEM	PTEXIM OFFER (\$/MT)
1	EU IPM Whole Chili With Stem- 5531	\$2.515
2	Non IPM Whole Chili With Stem - 5531	\$2.205
3	Non IPM Whole Chili With Stem - 334	\$2.285
4	Non IPM Whole Chili With Stem - Teja	\$2.665
5	Non IPM Whole Chili With Stem - KDL	\$3.675
6	Non IPM Whole Chili With Stem - 2043	\$2.845
7	Eu IPM Whole Turmeric Sinale polished 3.25% CU	\$2.425
8	EU IPM Ground Turmeric Min 3% CU	\$2.475
9	EU IPM Ground Turmeric Min 2.5% CU	\$2.065
10	EU Compliant Russian Coriander 98% cleaned	\$1.305
11	EU IPM Indian Coriander 99.5% sortex - Badami	\$1.650
12	EU IPM Indian Coriander 99.5% sortex - Egale+	\$1.855
13	EU IPM Indian Cumin 99.5% sortex - PA and PR as per EU	\$4.450
14	EU IPM Indian Cumin 99.5% sortex - Only PR as per EU	\$4.235
15	Non IPM Whole Cumin 99.5% Sorted	\$4.000
16	Whole green Cardamom 8mm and above	\$41.565
17	Whole green Cardamom 7mm to 8 mm	\$39.000
18	Whole green Cardamom 6 mm to 7 mm	\$37.725

Yearly Report

2024

Pepper's Market Report



Please do not hesitate to send me if you have any further request.



Hien, Nguyen Vu
CEO at PTEXIM Corp

spices@ptexim.com.vn

+84 90 22222 95

43, Str. 17, An Phu Ward, Thu Duc City, Ho Chi Minh City, Vietnam

PTEXIM CERTIFICATE



PTEXIM FACTORY



1. WHOLE SPICES FACTORY (Daklak Province, VN)



2. FOOD FACTORY (Ba Ria Vung Tau Province, VN)



3. CASSIA & STAR ANISE FACTORY (Yen Bai Province, VN)