



BIOFACH

into organic

Come & Explore Our Diversity



Biofach 2025 PTEXIM CORP

11-14

FEB 2025



Hall: 2

Booth No:

204

Messezentrum Nürnberg
(Exhibition Center Nuremberg)

GERMANY

January

Monthly Report

January 2025 Black Pepper Export

Export 13,085 tons

Turnover 87.7 MIL \$

Average 6,626 \$/MT

Preliminary statistics of VPSA. In January 2025, Vietnam exported 13,085 tons of pepper, black pepper reached 10,502 tons, white pepper reached 2,583 tons.

Total export turnover reached \$77 million USD, compared to December 2024, export volume decreased by 14.3% and compared to the same period in 2024, export decreased by 26.4%.

The average export price of black pepper in the month reached 6,626 USD/ton, while white pepper reached 8,467 USD/ton, up 2.3% for black pepper and 3.3% for white pepper compared to the previous month.

IMPORT TO VIETNAM INSIGHT



KEY POINTS WEEK

VIETNAM'S PEPPER PRICE IN WEEK 06

1 - 9 JANUARY

+7.14%

This week, the price increased rapidly to 165,000 VND, or a price increase of first week of Febru

#06 Weekly Insights



7.14%

TOP 5 US COUNTRIES IMPORT PEPPER FROM VIETNAM JANUARY 2025

AMERICA	2,884
CANADA	111
MEXICO	90
DOMINICA	37
JAMAICA	25

The Americas region imported 3,161 tons of Vietnam pepper in January 2025 (5,283 tons in the same period in 2024 and 3,853 tons in 2023)

Decline in Container Shipping

Drewry's World Container Index decreased 3% to \$3,273 per 40ft container this week.

1. As tariffs stabilized and subsidies, global trade reducing pressure. Additionally, companies to regions like Southeastern reliance on China-to-reached to avoid Gulf Coast

2025 Vietnam Black Pepper Price Chart

FROM Jan 2025 - 9 Feb 2025

Pepper price has had an impressive increase in 2025 with an increase from 152,000vnd from January 1, 2025 to 165,000 vnd on February 09th, 2025, corresponding to an increase of 8.55%.



January 2025 Top 10 Importer From Vietnam

USA	2,884
INDIA	995
CHINA	847
GERMANY	910
UK	610
KOREA	484
ENGLAND	440
NETHERLANDS	437
NETHERLANDS	388
PAKISTAN	356

KEY POINTS WEEK 06

Light Berries Pepper There is quite good demand from the Chinese market for white pepper and light berries pepper to extraction from the Indian market.

Delay Harvest Season Other markets such as the US and the EU are also participating in purchasing black pepper with both long-distance and immediate orders.

Sell Coffee Pepper The harvest season is continuing to progress very slowly due to a lack of labor and climate change.

Many farmers and dealers expect the price of pepper to continue upward trend. Many households that have sold coffee and durian are continuing to buy pepper to stock up in anticipation of price increases in 2025.

STAR ANISE EXPORTING REPORT



Top 3 Importer January 2025 From Vietnam

Meanwhile, the United States remained Vietnam's largest pepper export market with 2,884 tons, down 36.0% compared to the previous month. Notably, exports to the German market increased by 122.0% to 910 tons.

UNITED STATES	2,884
INDIA	995
CHINA	847

TOP 5 AFRICA COUNTRIES IMPORT PEPPER FROM VIETNAM JANUARY 2025

EGYPT	14
LIBERIA	15
SIERRA LEONE	41
SOUTH AFRICA	51
MOROCCO	54

The Africa region imported 526 tons of Vietnam pepper in January 2025 (1,115 tons in the same period in 2024 and 1,115 tons in 2023)

PEPPER IMPORT IN JANUARY 2025

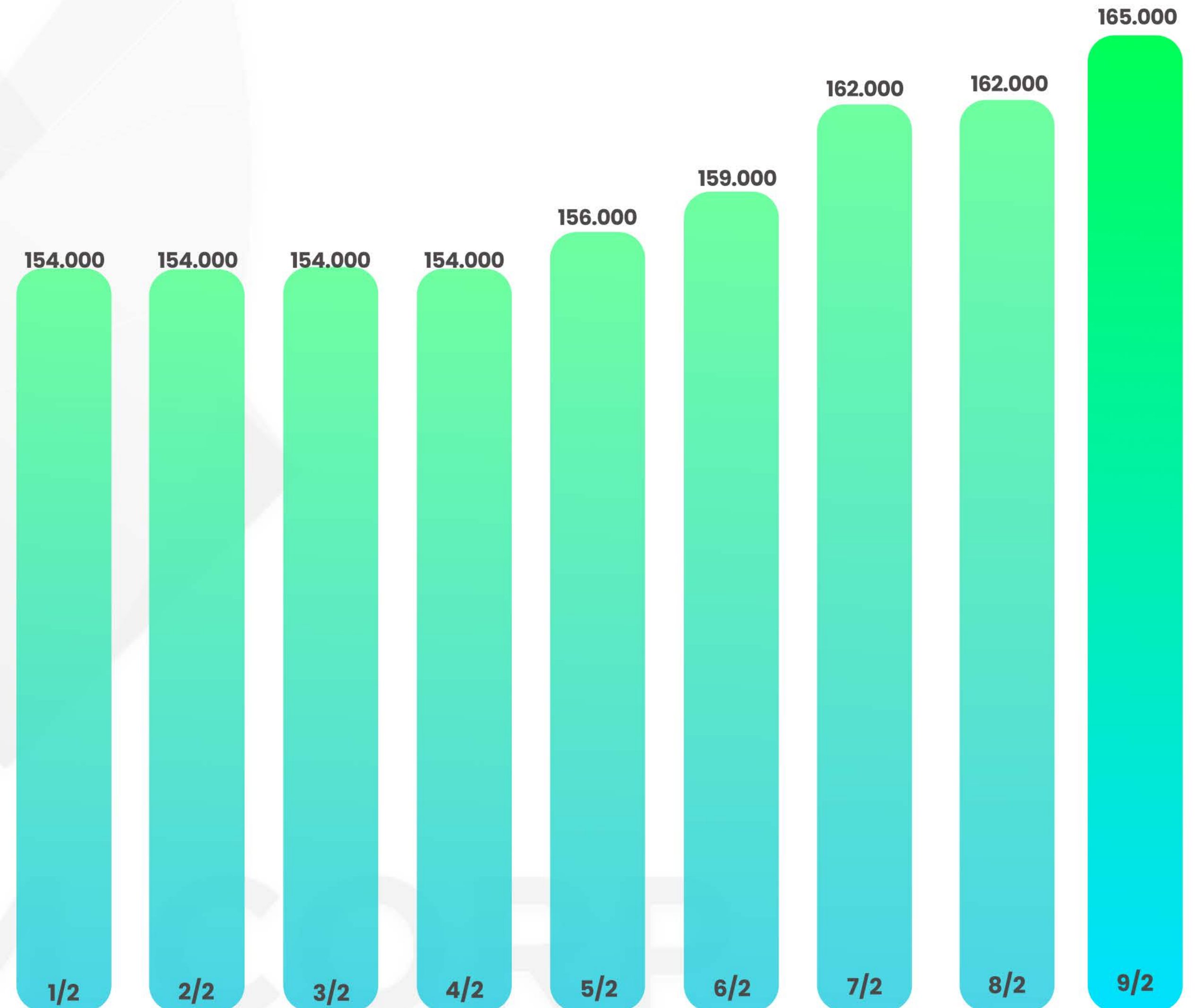
Black pepper Import 1,817 MT

According to VPSA's preliminary data, Vietnam's pepper reached 753 tons, valued at 5.1 million USD, compared to 753 tons in the same period of the previous month. It decreased



#06 Weekly Insights

 +7.14%



KEY POINTS WEEK 06

VIETNAM'S PEPPER PRICE IN WEEK 06

1 - 9 JANUARY

+7.14%

- This week, the price of pepper has increased rapidly from 154,000 VND to 165,000 VND, corresponding to a price increase of 7.14% in just the first week of February.

KEY POINTS WEEK 06



Light Berries Pepper



There is quite good demand from the Chinese market for white pepper and light berries pepper to extraction from the Indian market.



Other markets such as the US and the EU are also participating in purchasing black pepper with both long-distance and immediate orders.



Delay Harvest Season

The harvest season is continuing to progress very slowly due to a lack of labor and climate change.



Sell

Coffee



Buy

Pepper

Many farmers and dealers expect the price of pepper to continue upward trend. Many households that have sold coffee and durian are continuing to buy pepper to stock up in anticipation of price increases in 2025.

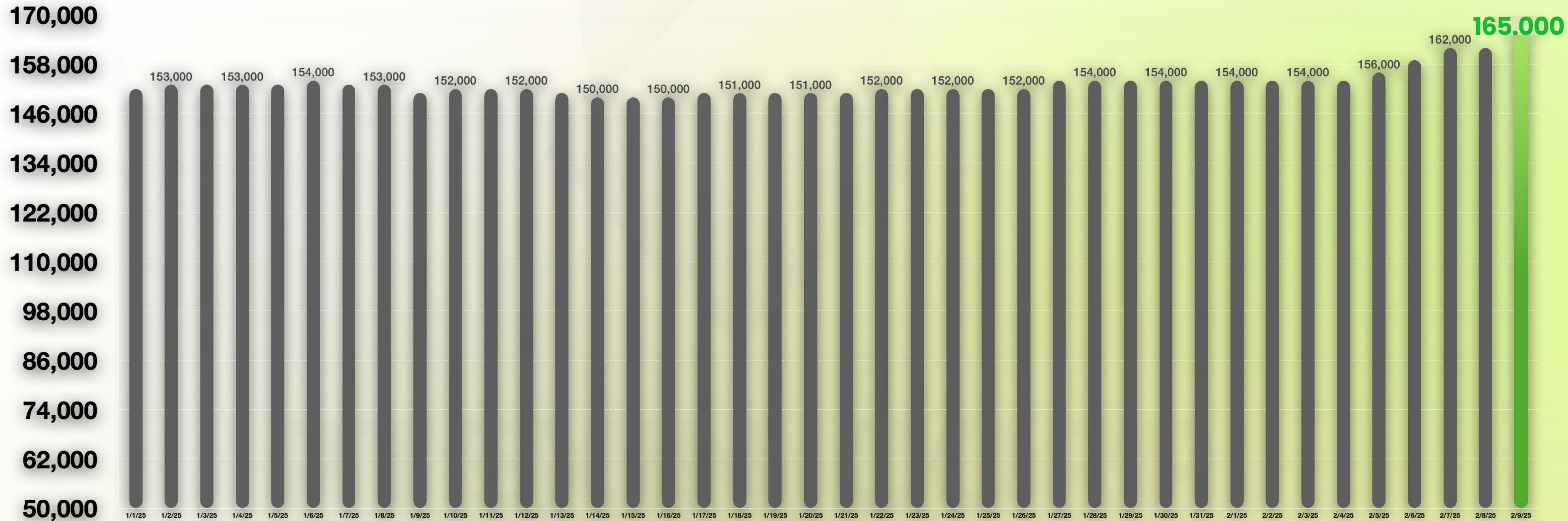
2025

FROM Jan 2025 - 9 Feb 2025

+8.55%
to last month 

Vietnam Black Pepper Price Chart VNĐ/kg

Pepper price has had an impressive increase in 2025 with an increase from 152.000vnd from January 1, 2025 to 165.000 until February 09th, 2025, corresponding to an **increase of 8.55%**.



January 2025 Black Pepper Exports Insight

 **Export**

13,085_{MT}

Preliminary statistics of VPSA, in January 2025, Vietnam exported 13,085 tons of pepper, black pepper reached 10,502 tons, white pepper reached 2,583 tons.

 **Turnover**

87.7 Mil \$

Total export turnover reached 87.7 million USD , compared to December 2024, export volume decreased by 14.3% and compared to the same period in 2024, export decreased by 26.4%.

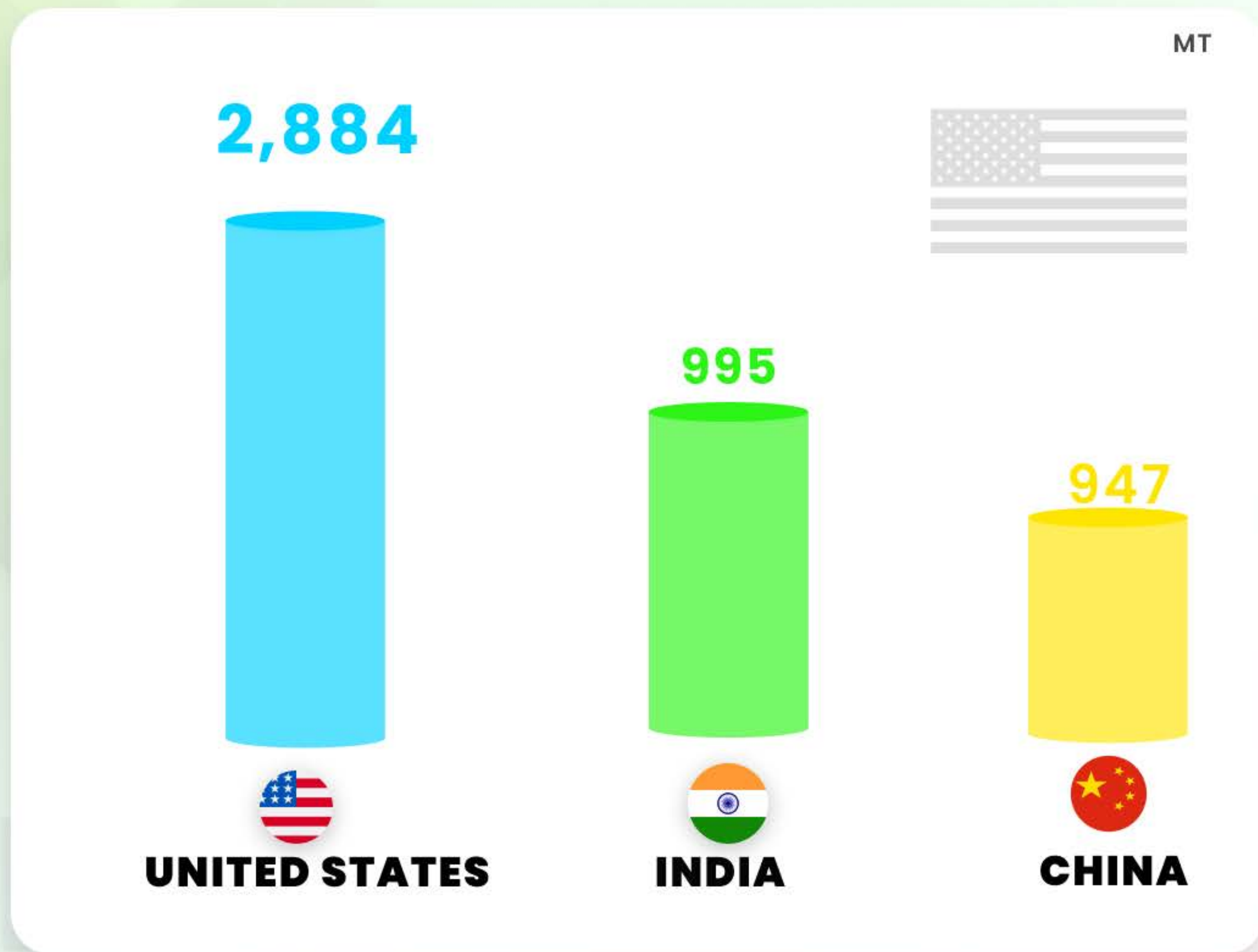
 **Average**

6,626 \$/MT

The average export price of black pepper in the month reached 6,626 USD/ton, white pepper reached 8,467 USD/ton, up 2.3% for black pepper and 3.3% for white pepper compared to the previous month.

Top 3 Importer January 2025 From Vietnam

Meanwhile, the United States remained Vietnam's largest pepper export market with 2,884 tons, down 36.0% compared to the previous month. Notably, exports to the German market increased by 122.0% to 910 tons.



January 2025 Top 10 Importer From Vietnam

MT

2.884




USA

995




INDIA

947




CHINA

910




GERMANY

610




UAE

484




KOREA

440




PHILIPPINE

437




ENGLAND

388





NETHERLANDS

356




PAKISTAN





TOP 5 US

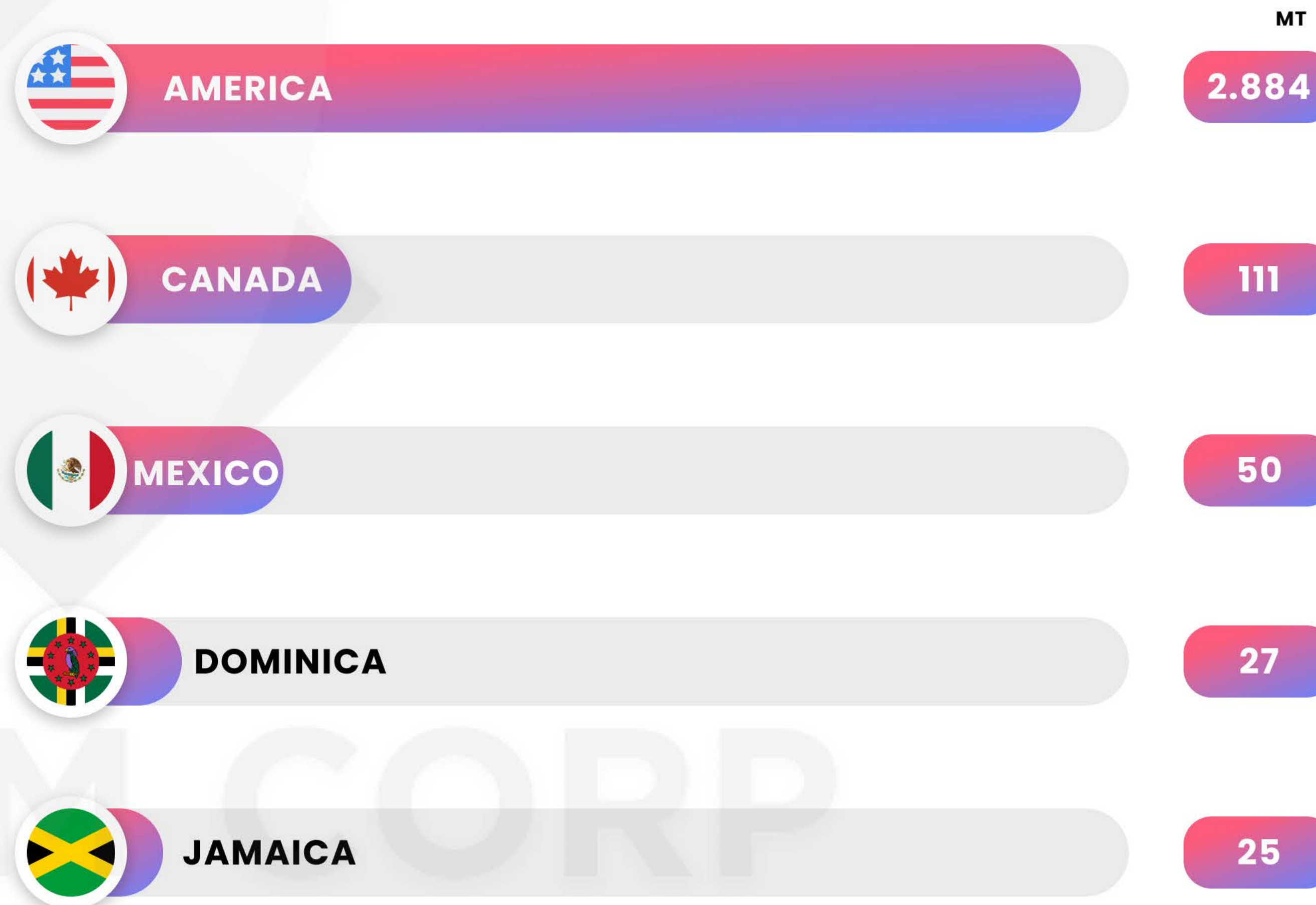
COUNTRIES

IMPORT PEPPER

FROM VIETNAM

JANUARY 2025

The Americas region imported 3,161 tons of Vietnam pepper in January 2025 (5,283 tons in the same period in 2024 and 3,653 tons in 2023)



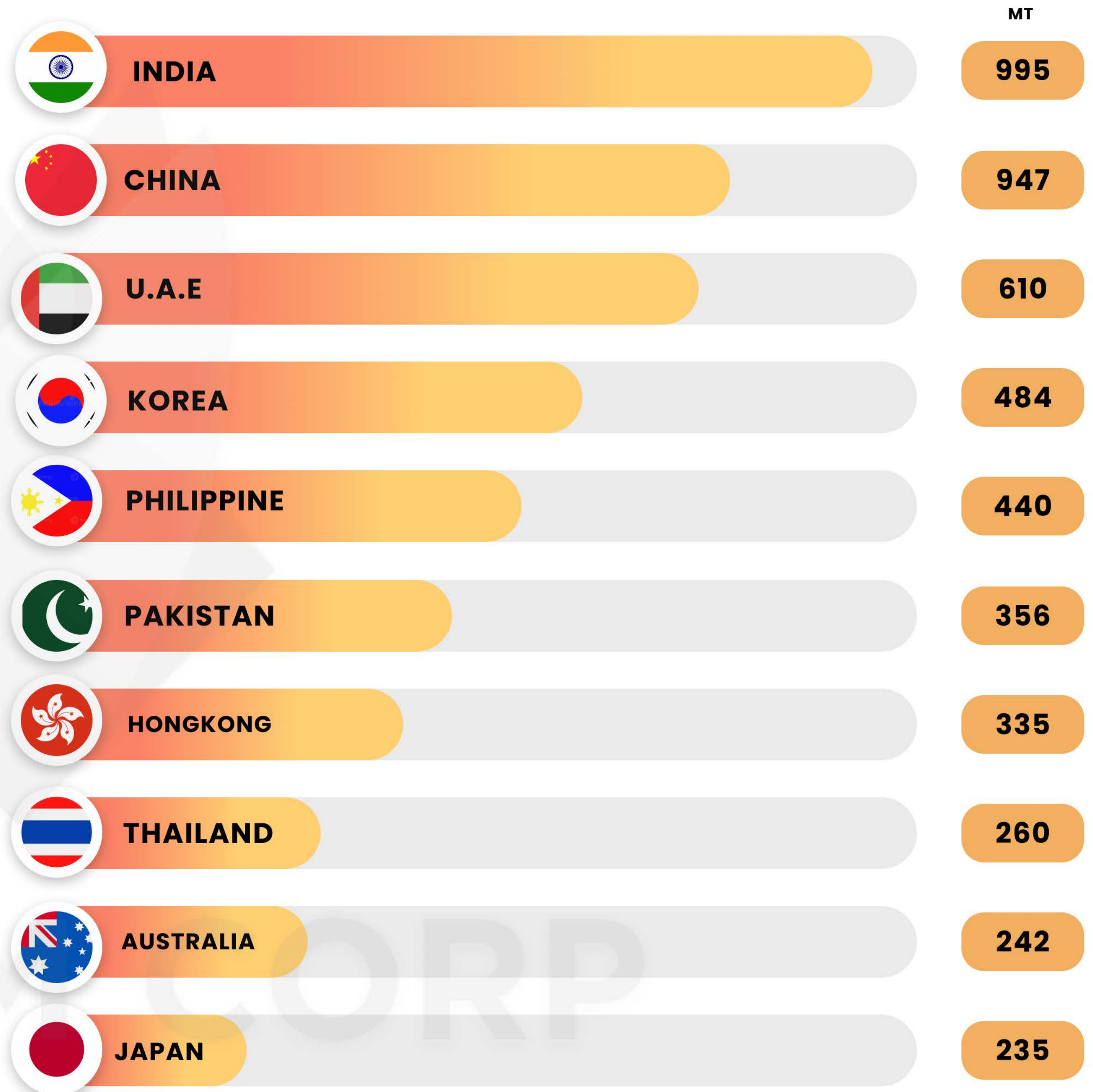
TOP 10 ASIA

COUNTRIES

IMPORT PEPPER

FROM VIETNAM

JANUARY 2025



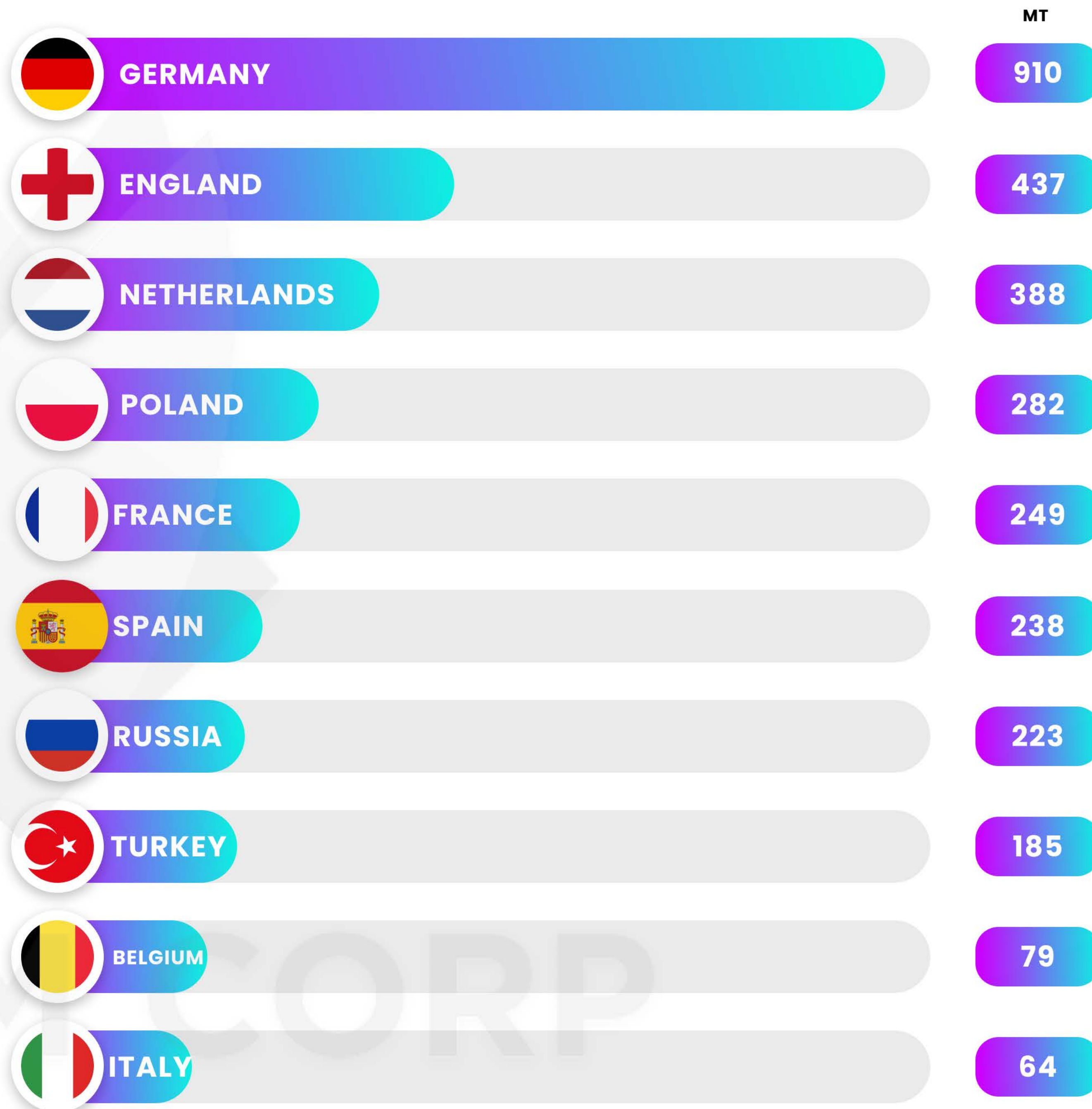
TOP 10 EU

COUNTRIES

IMPORT PEPPER

FROM VIETNAM

JANUARY 2025



TOP 5 AFRICA

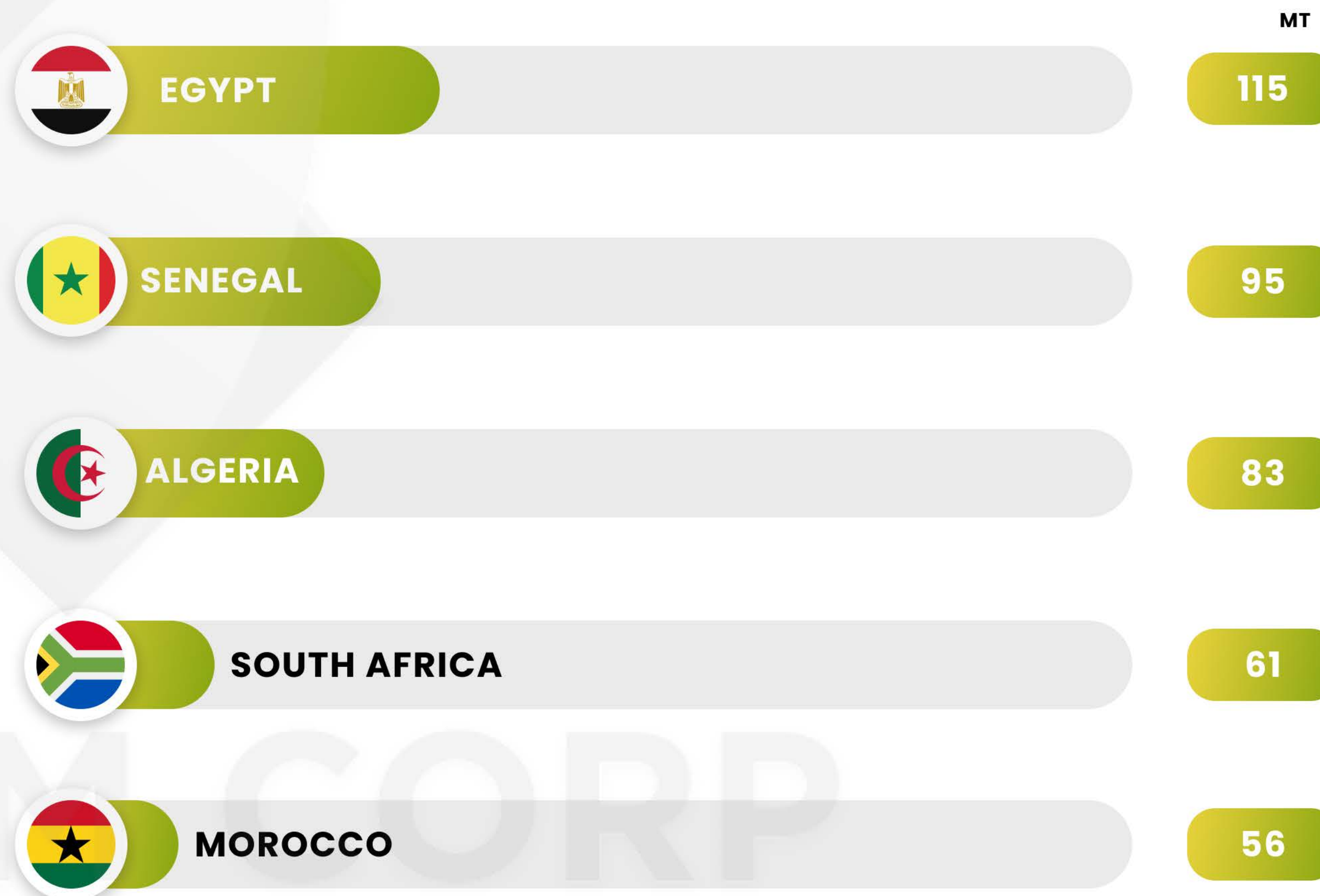
COUNTRIES

IMPORT PEPPER

FROM VIETNAM

JANUARY 2025

The Africa region imported 526 tons of Vietnam pepper in January 2025 (1,115 tons in the same period in 2024 and 1,115 tons in 2023)





EXPORT



BLACK PEPPER

IMPORT

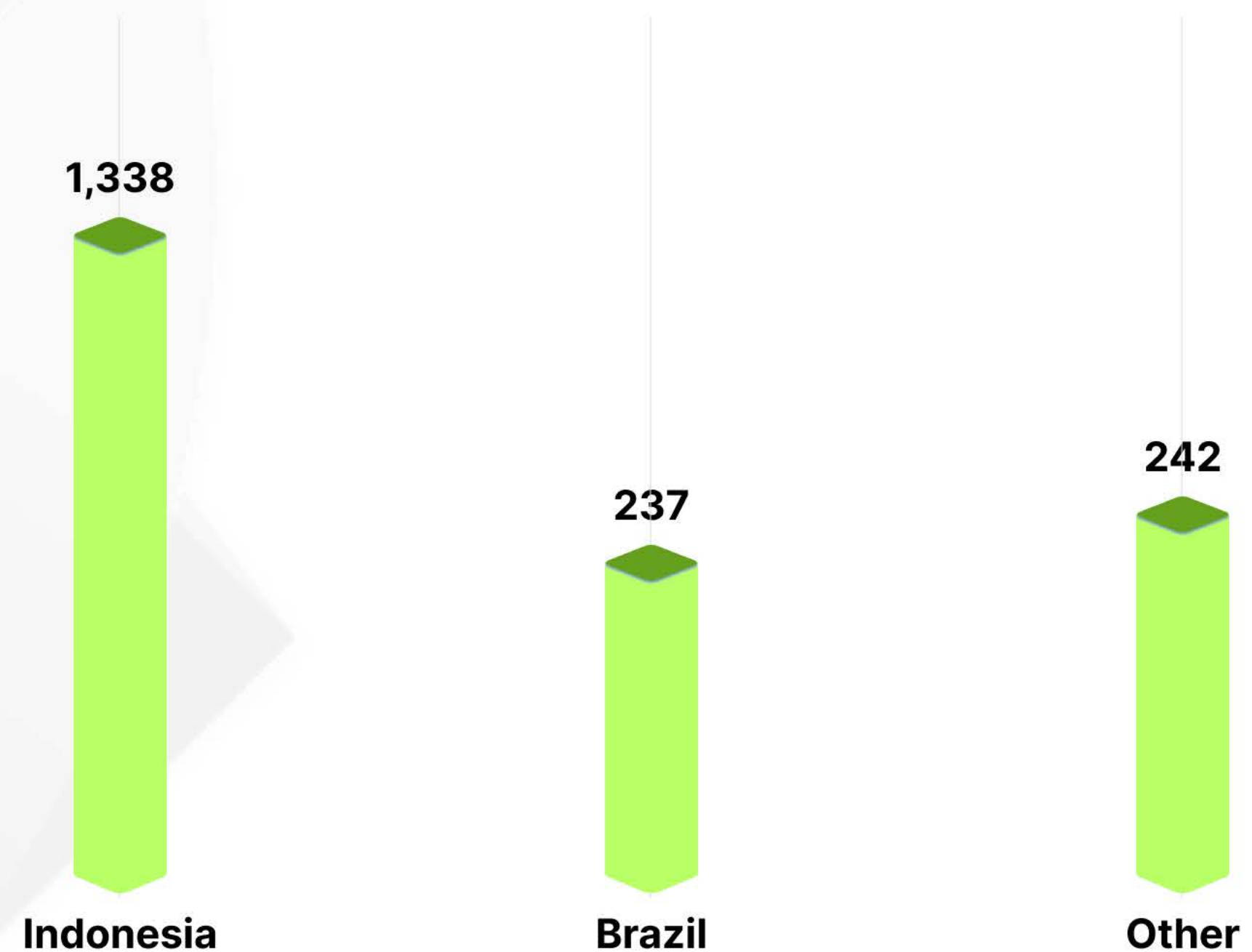
TO VIETNAM

INSIGHT



PEPPER IMPORTING IN JANUARY 2025

Black pepper
Import
1,817 MT



According to VPSA's preliminary statistics, in January 2025, Vietnam imported 1,817 tons, of which black pepper reached 753 tons, white pepper reached 1,064 tons, the total import turnover reached 10.9 million USD, compared to December 2024, the import volume decreased by 51.5%. Indonesia is the main pepper supplier to Vietnam, accounting for 73.6% reaching 1,338 tons, however, compared to the previous month, it decreased by 56.4%.

SHIPPING SITUATION |

Ocean container shipping rates may fall after deal reached to avoid port strikes on US East Coast and Gulf Coast

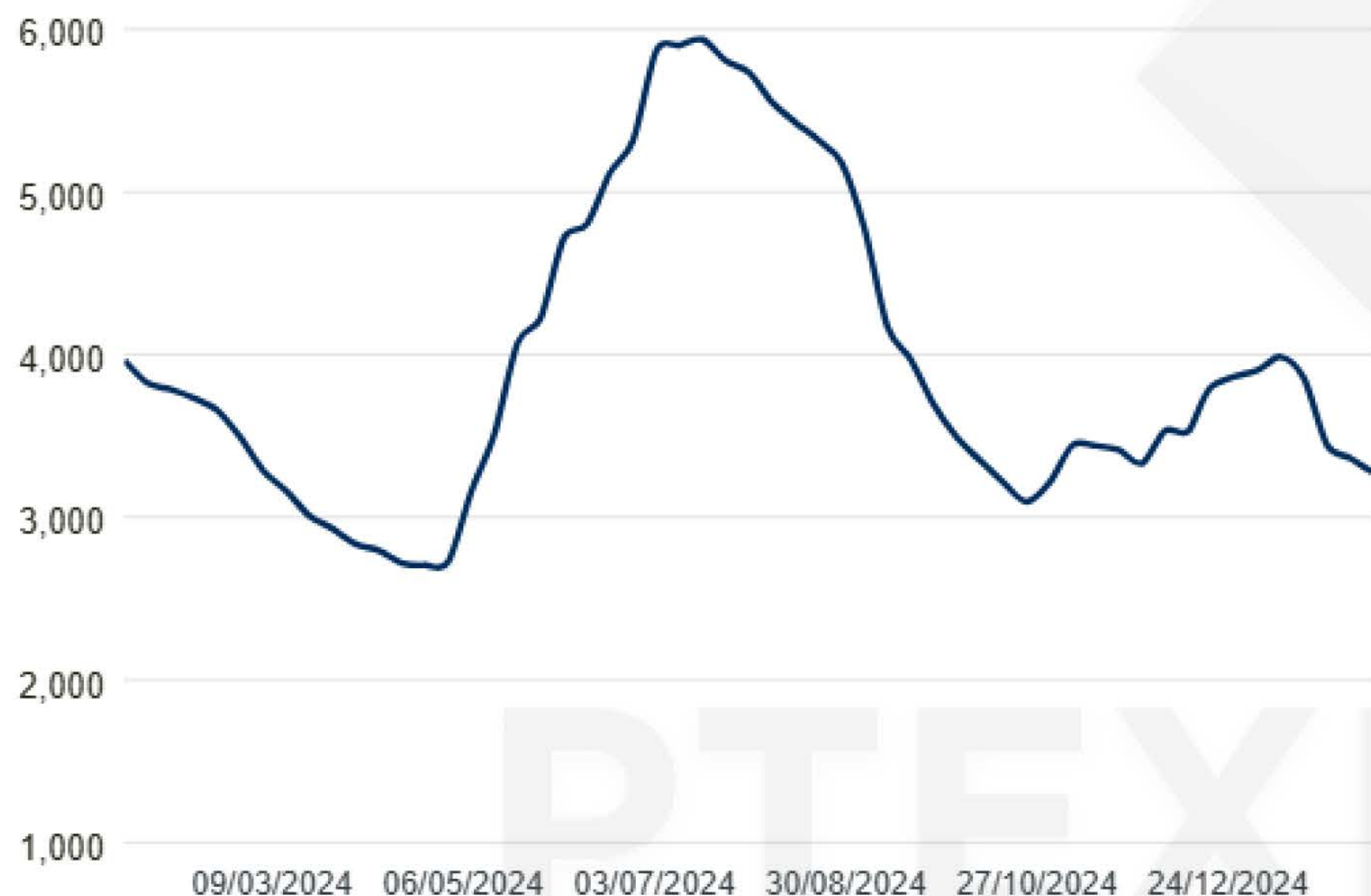




Decline in Container Shipping Rates

Drewry's World Container Index decreased 3% to \$3,273 per 40ft container this week.

Drewry World Container Index (WCI) - 06 Feb 25 (US\$/40ft)



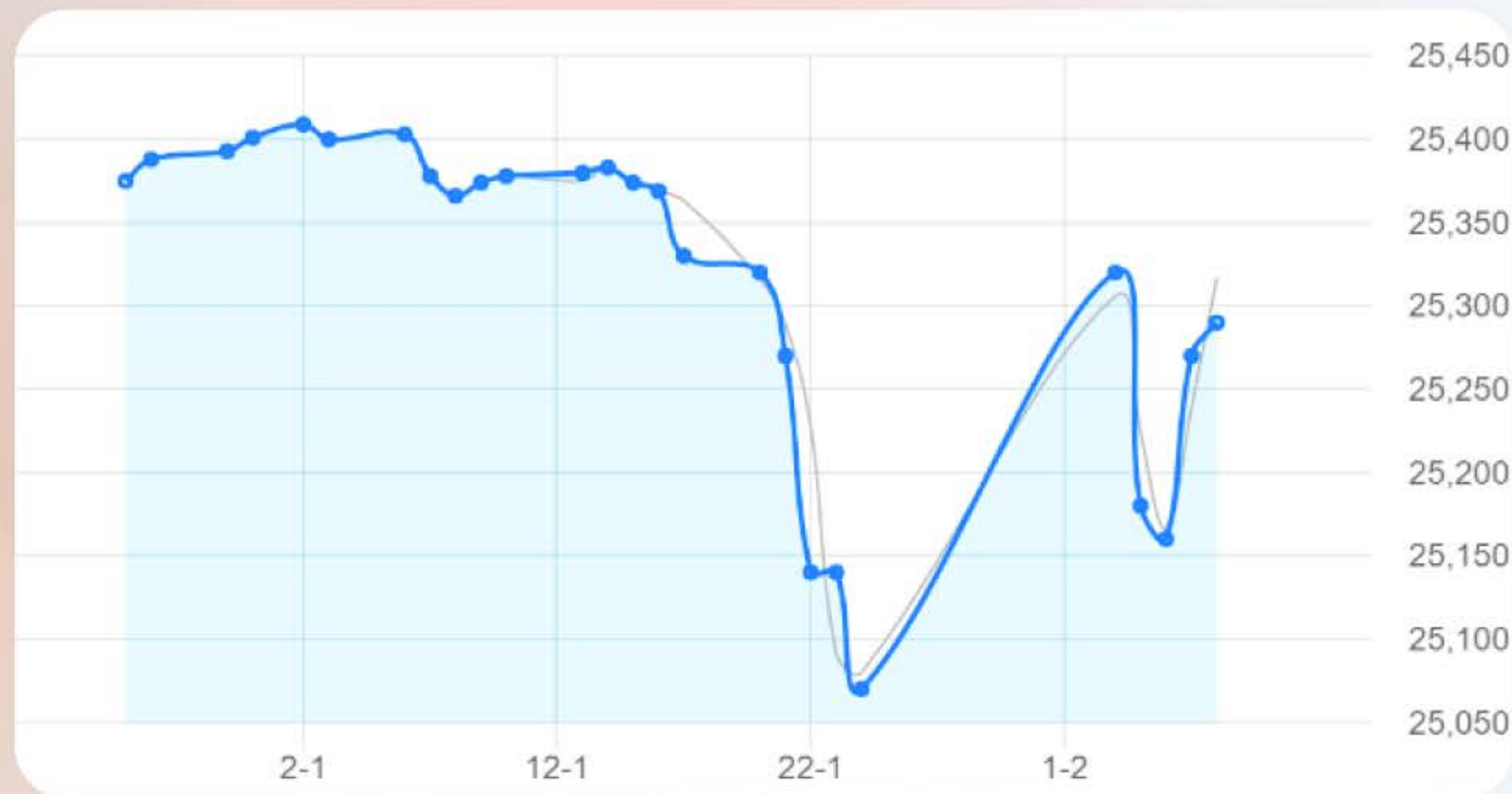
1. As tariffs stabilized and front-loading demand subsided, global trade volumes normalized, reducing pressure on shipping routes. Additionally, companies diversified supply chains to regions like Southeast Asia, further decreasing reliance on China-to-U.S. shipping.
2. Ocean container shipping rates may fall after deal reached to avoid port strikes on US East Coast and Gulf Coast



**USD/VND Exchange Rate
Fluctuates Strongly**

- In short, the USD can **maintain its strength**, especially if the Fed delays cutting interest rates. The VND may depreciate by about 3% in 2025, according to VCBS.
- The exchange rate may increase to **26,200 VND/USD** or higher if the US imposes tariffs on Vietnamese goods, according to VDSC. Remittances and a surplus trade balance are bright spots that help reduce pressure on the exchange rate.

Vietcombank-USD/VND



PTEXIM

MICORP

PTEXIM RESEARCH



PTEXIM CORP



Jan 2025

VIETNAM

CASSIA

EXPORTING

REPORT

Cassia Exports In January 2025 Insight



7,329 MT
Export



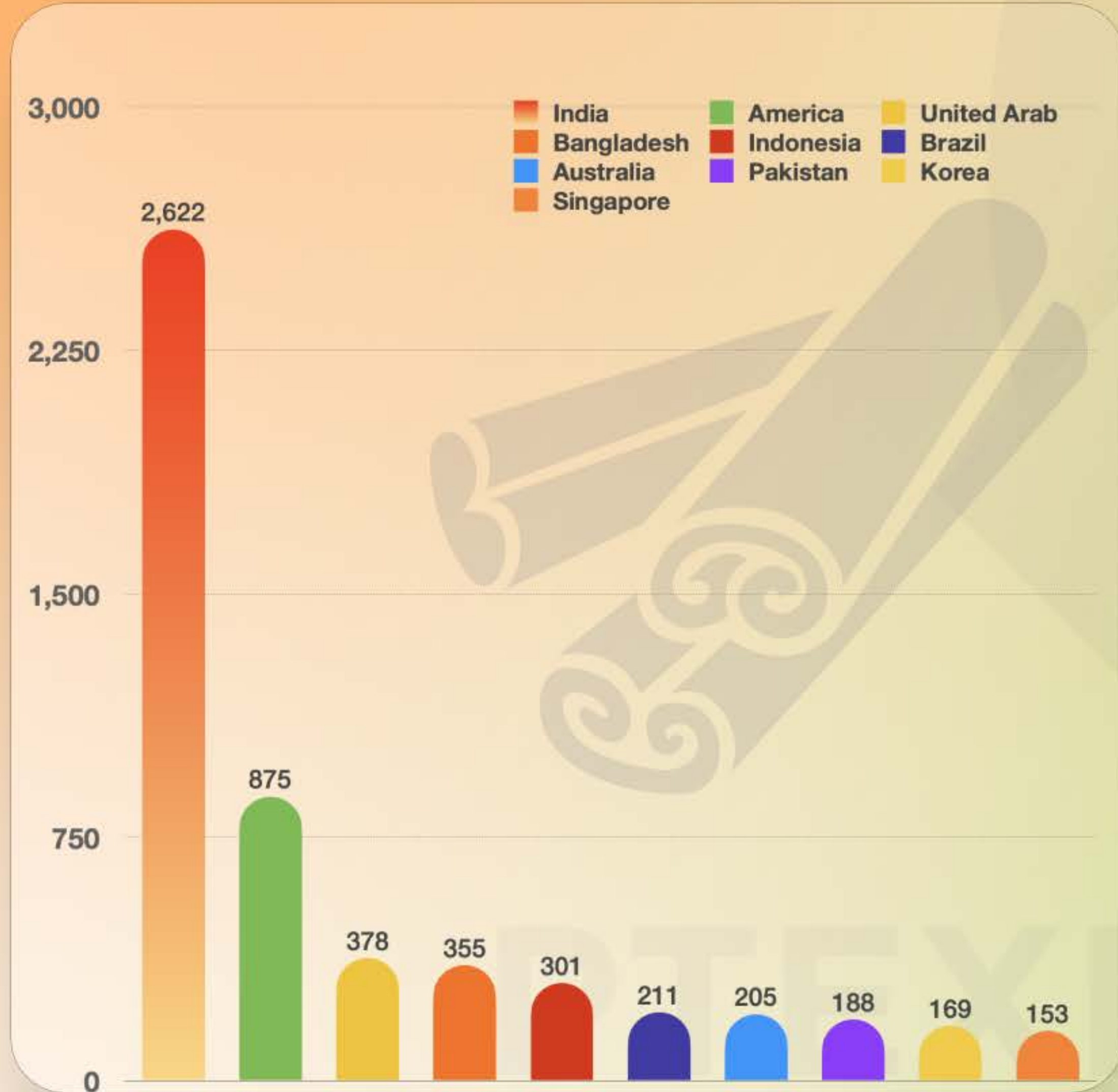
20.1 Mil \$
Turnover



23.7%
Volume

Preliminary statistics of VPSA, in January 2025, Vietnam exported 7,329 tons of cassia, total export turnover reached 20.1 million USD, compared to December 2024, export volume decreased by 23.7% and compared to the same period in 2024, export increased by 13.6%. India is still the largest Cassia export market of Vietnam, accounting for 35.8% reaching 2,622 tons, however, compared to December, it decreased by 35.4%. Followed by the United States: 875 tons, UAE: 378 tons, Bangladesh: 355 tons and Indonesia: 301 tons.

INSIGHT | CASSIA EXPORT JANUARY 2025



No	Country	Quantity (MT)
1	India	2,622
2	America	875
3	United Arab	378
4	Bangladesh	355
5	Indonesia	301
6	Brazil	211
7	Australia	205
8	Pakistan	188
9	Korea	169
10	Singapore	153
	Others	1,872
	TOTAL	7,329



GUARANTEED LEAD



CONTENT

We Can Offer Cassia Products According To European And American Standards With Guaranteed LEAD Content Of 1ppm And 2ppm. COUMARIN 2000ppm Or 3000ppm. Metal Powder As KFDA Standard.

Please Contact For Further Demand For Cassia Stick / Cassia Split / Cassia Broken / Cassia Powder ...



OTHERS SPICES

CINNAMON (CASSIA) / TURMERIC / STAR ANISE / GINGER



STAR ANISE

We can offer Star anise with premium quality and ensure European standards for Pesticide/ Anthraquinone/ PAH... etc.



GINGER

Please send us any request for Ginger Sliced/ Polished Ginger Finger/ Ginger Powder...



TURMERIC

The market **uptrend** and **very limited raw material** offer available. Please contact for further demand for Turmeric Sliced/ Polished Turmeric Finger / Turmeric Powder ...



WHOLE PEPPER

NO	☰ ITEM	FOB (USD/MT)	🇪🇺 EU MAINT PORT	🇺🇸 NY/BAL
1	VBP 500 G/L FAQ	\$6,790	\$6,904	\$6,982
2	VBP 550 G/L FAQ	\$7,263	\$7,377	\$7,455
3	VBP 500 G/L Double Spiral Cleaned	\$7,363	\$7,477	\$7,555
4	VBP 550 G/L Double Spiral Cleaned	\$7,496	\$7,610	\$7,688
5	VBP 570 G/L Double ASTA	\$7,629	\$7,744	\$7,821
6	VBP 5MM Jumbo Size	\$7,881	\$7,996	\$8,073
7	White PEPPER 630 G/L DW	\$10,490	\$10,604	\$10,682
8	White PEPPER 630 G/L ASTA	\$10,531	\$10,645	\$10,723

STEAM



STERILIZED

PEPPER &

PESTICIDE

GUARANTEE

EU COMPLIANCE

				
	ITEM	FOB (USD/MT)	EU MAINT PORT	NY/BAL
NO				
1	Steam Sterilized Pepper 500G/L	\$7,666	\$7,781	\$7,858
2	Steam Sterilized Pepper 550G/L	\$7,937	\$8,051	\$8,129
3	Steam Sterilized Pepper 570G/L	\$8,072	\$8,186	\$8,264
4	Steam Sterilized Pepper 5MM	\$8,206	\$8,320	\$8,398
5	Steam Sterilized White Pepper 630G/L	\$11,118	\$11,232	\$11,310

STEAM STERILIZED PEPPER – EU COMPLIANCE

6	Steam Sterilized Pepper 500G/L	\$7,846	\$7,961	\$8,038
7	Steam Sterilized Pepper 550G/L	\$8,117	\$8,231	\$8,309
8	Steam Sterilized Pepper 570G/L	\$8,252	\$8,366	\$8,444
9	Steam Sterilized Pepper 5MM	\$8,386	\$8,500	\$8,578
10	Steam Sterilized White Pepper 630G/L	\$11,298	\$11,412	\$11,490

PEPPER POWDER PESTICIDE GUARANTEE



GROUND STEAM STERILIZED BLACK PEPPER

NO	ITEM	FOB
1	- Half Cracked HTST black peppe 6 -> 8#;	\$9.340
2	- Granulate HTST black pepper 8 -> 12#;	\$9.178
4	- Table HTST black pepper 18 -> 28# ;	\$8.934
5	- Fine HTST black pepper 30 -> 34# ;	\$8.934
6	- Ground HTST black pepper 40 -> 100# ;	\$8.528

GROUND STEAM STERILIZED WHITE PEPPER

7	Ground HTST white pepper 40 > 100# ;	\$12.074
---	--------------------------------------	----------

Organic Black Peppper



NO	ITEM	FOB (USD/MT)	EU MAINT PORT	NY/BAL
1	Organic Steam Sterilized Pepper 550G/L	\$10.259	\$10.373	\$10.451
2	Organic Steam Sterilized Pepper 570G/L	\$10.435	\$10.549	\$10.627
3	Steam Sterilized White Pepper 630G/L	\$14.629	\$14.743	\$14.821

CASSIA (CINNAMON)

NO	ITEM	FOB	NOTE
1	WHOLE CASSIA;	\$2.853	>4% VO
2	CASSIA SPLIT;	\$2.513	>3.5% VO
3	CASSIA BROKEN MACHINE CLEANED 2% VO;	\$1.947	>2% VO
4	CASSIA BROKEN MACHINE CLEANED 2.5% VO;	\$2.235	>2.5% VO
5	CASSIA BROKEN MACHINE CLEANED 3% VO;	\$2.482	>3% VO
6	CASSIA BROKEN MACHINE CLEANED 3.5% VO;	\$2.688	>3.5% VO
7	CASSIA BROKEN MACHINE CLEANED 4% VO;	\$2.977	>4% VO
8	CASSIA STICK ROLLED 90%;	\$4.532	>4% VO
9	CASSIA LONG STICK	\$4.326	>4% VO
10	CASSIA POWDER 1 - 1.5% VO;	\$1.535	1-1.5% VO
11	CASSIA POWDER 2% VO;	\$2.070	2% VO
12	CASSIA POWDER 2.5% VO;	\$2.276	2.5% VO
13	CASSIA POWDER 3% VO;	\$2.647	3% VO



CASSIA (CINNAMON) GUARANTEE LEAD & METAL POWDER



ITEM	FOB	NOTE
CASSIA POWDER 2.5% VO	\$2.535	2.5% VO
CASSIA POWDER 3% VO	\$2.947	3% VO
CASSIA BROKEN MACHINE CLEANED 2.5% VO	\$2.435	2.5% VO
CASSIA BROKEN MACHINE CLEANED 3% VO	\$2.682	3% VO

METAL POWDER



CASSIA (CINNAMON) GUARANTEE COUMARIN

ITEM	FOB	NOTE
CASSIA POWDER 2.5% VO	\$2.376	2.5% VO
CASSIA POWDER 3% VO	\$2.747	3% VO
CASSIA BROKEN MACHINE CLEANED 2.5% VO	\$2.335	2.5% VO
CASSIA BROKEN MACHINE CLEANED 3% VO	\$2.582	3% VO

1-2 ppm LEAD CONTENT

2000-3000 ppm COUMARIN CONTENT


EU & US STANDARDS

CASSIA (CINNAMON) & STAR ANISE



NO	ITEM	FOB	NOTE
1	CASSIA POWDER STEAM STERILIZED 2.5% VO;	\$2.825	2.5% VO
2	CASSIA POWDER STEAM STERILIZED 3% VO;	\$3.233	3% VO
3	CASSIA BROKEN STEAM STERILIZED 2.5% VO;	\$2.935	2.5% VO
4	CASSIA BROKEN STEAM STERILIZED 3% VO;	\$3.154	3% VO

STAR ANISE



NO	ITEM	FOB	NOTE
1	STAR ANISE SPRING CROP	\$6.829	2.0cm, 80% up
2	STAR ANISE AUTUMN CROP;	\$7.241	2.5cm, 80% up
3	STAR ANISE SUNDRIED EU COMPLIANCE;	\$7.541	2.5cm, 80% up

TURMERIC GINGER



TURMERIC

NO	☰ ITEM	🏛️ FOB
1	TURMERIC FINGER;	\$2.081
2	POLISHED TURMERIC FINGER;	\$2.163
3	TURMERIC POWDER;	\$1.833
4	TURMERIC SLICE SUN DRIED;	\$1.627
5	WASHED TURMERIC SLICE SUN DRIED;	\$1.833
6	TURMERIC SLICE MACHINE DRIED;	\$2.287

GINGER

NO	☰ ITEM	🏛️ FOB
1	GINGER POWDER	\$3.193
2	GINGER SLICED	\$3.811
3	POLISHED GINGER FINGER	\$3.399

Organic Cassia



6	ORGANIC WHOLE CASSIA;	\$3.474
7	ORGANIC CASSIA SPLIT;	\$3.132
8	ORGANIC CASSIA BROKEN MACHINE CLEANED 3.5% VO;	\$3.309
9	ORGANIC CASSIA STICK ROLLED 90%;	\$5.167
10	ORGANIC CASSIA POWDER STEAM STERILIZED 3% VO;	\$3.776



OTHER HERBS & SPICES



NO	ITEM	PTEXIM OFFER (\$/MT)
1	EU IPM Whole Chili With Stem- 5531	\$2.515
2	Non IPM Whole Chili With Stem - 5531	\$2.205
3	Non IPM Whole Chili With Stem - 334	\$2.285
4	Non IPM Whole Chili With Stem - Teja	\$2.665
5	Non IPM Whole Chili With Stem - KDL	\$3.675
6	Non IPM Whole Chili With Stem - 2043	\$2.845
7	Eu IPM Whole Turmeric Sinale polished 3.25% CU	\$2.425
8	EU IPM Ground Turmeric Min 3% CU	\$2.475
9	EU IPM Ground Turmeric Min 2.5% CU	\$2.065
10	EU Compliant Russian Coriander 98% cleaned	\$1.305
11	EU IPM Indian Coriander 99.5% sortex - Badami	\$1.650
12	EU IPM Indian Coriander 99.5% sortex - Egale+	\$1.855
13	EU IPM Indian Cumin 99.5% sortex - PA and PR as per EU	\$4.450
14	EU IPM Indian Cumin 99.5% sortex - Only PR as per EU	\$4.235
15	Non IPM Whole Cumin 99.5% Sorted	\$4.000
16	Whole green Cardamom 8mm and above	\$41.565
17	Whole green Cardamom 7mm to 8 mm	\$39.000
18	Whole green Cardamom 6 mm to 7 mm	\$37.725

January Week 6 Pepper's Market Report

www.ptexim.com.vn

Please do not hesitate to send me if you have any further request.



 **Hien, Nguyen Vu**
General Director

 spices@ptexim.com.vn

 **+84 90 22222 95**

 43, Str. 17, An Phu Ward, Thu Duc City, Ho Chi Minh City, Vietnam

PTEXIM CERTIFICATE



PTEXIM FACTORY



1. WHOLE SPICES FACTORY (Daklak Province, VN)



2. FOOD FACTORY (Ba Ria Vung Tau Province, VN)



3. CASSIA & STAR ANISE FACTORY (Yen Bai Province, VN)