



Feb

Monthly Report

#10 Weekly Insights



TOP COUNTRIES IMPORT PEPPER FROM VIETNAM JAN TO FEB 2025



Supply Constraints

Financial stability from profitable durian and coffee harvests enabling stockpiling

Unlike previous years, farmers have benefited very well from durian and coffee trees. After harvesting pepper, most farmers did not sell it to the market but continued to exist. This has made pepper raw materials scarce even though it is the main target time.

KEY POINTS WEEK 10

VIETNAM'S PEPPER PRICE IN WEEK 10
3-9 MARCH

Pepper prices surged 1.26% last week, climbing from 159,000 VND to 161,000 VND. Despite subdued demand across various markets, farmers and distributors continued to withhold inventory rather than releasing it for sale.

+1.26%

Export Performance - February 2025

Total Export Turnover: **\$97.3 million**


Month-on-month: **+9.5%**

Year-on-year: **+5.4%**

Average Export Prices: **\$6,668/ton**

White Pepper: **\$8,535/ton**

Total Volume: **14,311 tons**



Cassia Exports In 2 Months 2025

12,464 MT Export


34.0 Mil \$ Turnover

By the end of February 2025, Vietnam exported 12,464 tons of Cassia, worth 34 million USD, compared to the same period in 2024, the export volume increased by 13.4%. India is the largest Cassia export market, accounting for 31.6% of the market share and increasing by 23.3% over the same period. The United States followed with 1,477 tons, accounting for 11.9% of the market share, up 15.9%; UAE market share and increasing by 69.7% over the same period in 2024.


2025 Vietnam Black Pepper Price Chart

FROM Jan 2025 - 9 Mar 2025


Pepper price has had an impressive increase in 2025 with an increase from 152,000 VND from January 1, 2025 to 161,000 VND on March 09th, 2025, corresponding to an increase of **5.92%**.



Yearly 2024 Top 10 Importer From Vietnam



STAR ANISE EXPORTING REPORT



Yearly 2024 Black Pepper Exports Insight

Export 250,600

Turnover 1,318.3 mil \$

Average 5,154 \$/MT

In 2024, Vietnam exported 250,600 tons of pepper, of which black pepper reached 220,268 tons and white pepper reached 30,332 tons.

Total export turnover reached 1 billion 318.3 million USD, black pepper reached 1 billion 117.7 million USD, white pepper reached 200.6 million USD.


Compared to 2023, the export volume decreased by 3.0%, but the export turnover increased by 45.4%. The average export price of black pepper in 2024 reached 5,154 USD/ton, up 49.7% and white pepper reached 6,884 USD/ton, up 38.9% compared to last year.

Dak Nong & Daklak Province

All regions of Vietnam have started harvesting. Especially in the key and largest pepper region of Vietnam, Daknong, about 40% has been harvested. The second largest, Daklak, is also harvesting about 5% - 10%.


Harvest Progress

- Daknong (Key Pepper Region): **40%**
- Daklak (2nd Largest Region): **5-10%**





February 2025 Top 10 Importer From Vietnam

The United States was the largest import market for Vietnamese pepper, reaching 5,890 tons, down 22.7% from 7,615 tons in February 2024. Germany followed with 1,815 tons, up 4.4%, and India with 1,761 tons, down 20.2% year-on-year.

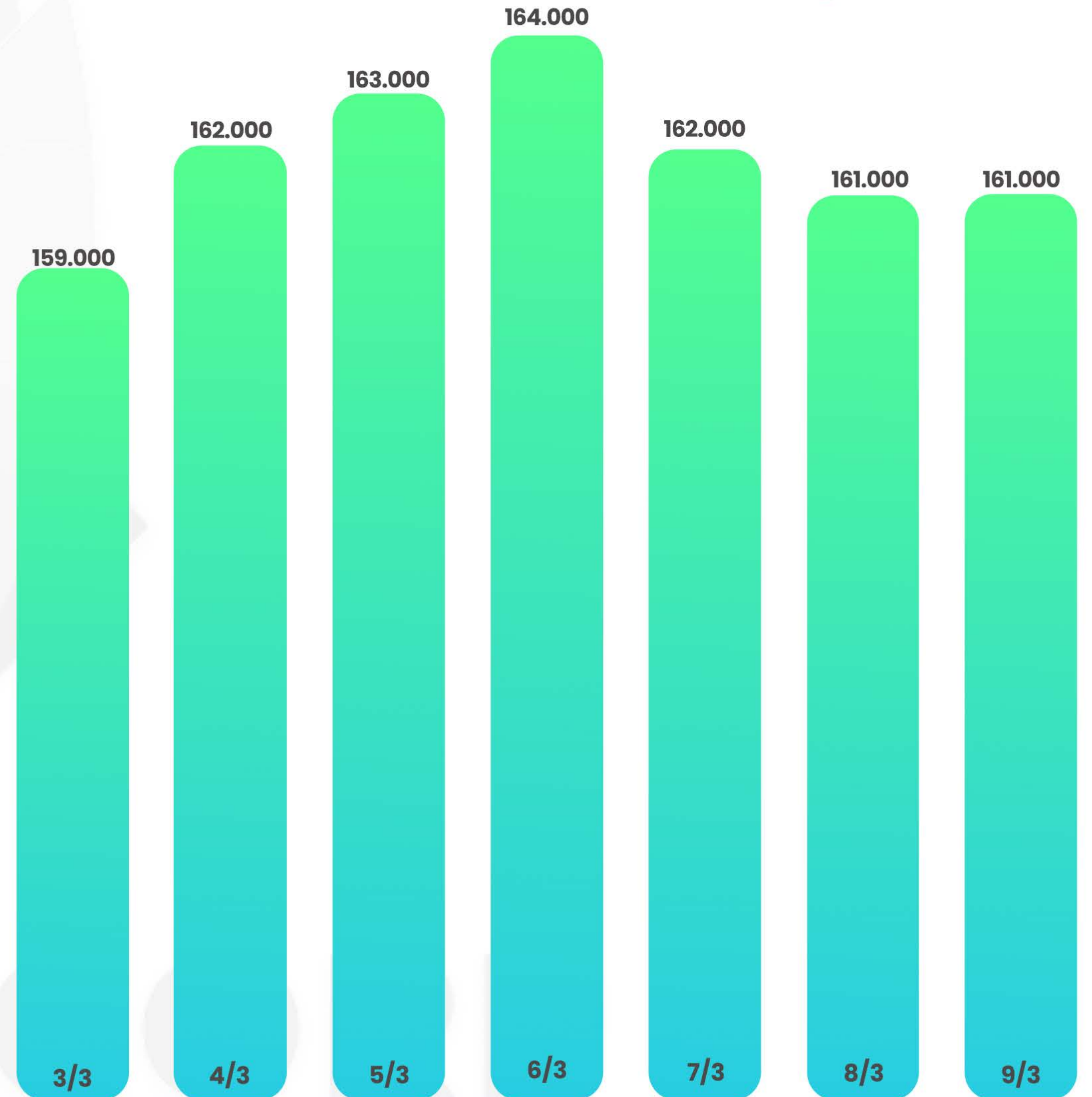


PEPPER IMPORTING IN FEBRUARY 2025





#10 Weekly Insights



PTEXIM

KEY POINTS WEEK 10

VIETNAM'S PEPPER PRICE IN WEEK 10

3 - 9 MARCH

+1.26%

- Pepper prices surged 1.26% last week, climbing from 159,000 VND to 161,000 VND.
- Despite subdued demand across various markets, farmers and distributors continued to withhold inventory rather than releasing it for sale.



Harvest Progress



Dak Nong & Daklak Province

All regions of Vietnam have started harvesting. Especially in the key and largest pepper region of Vietnam, Daknong, about 40% has been harvested. The second largest province and accounts for about 30% of Vietnam's pepper, Daklak, is also harvesting about 5% - 10%.

Harvest Progress



- **Daknong (Key Pepper Region)**

40%



- **Daklak (2nd Largest Region)**

5-10%

Dak Nong

Dak Lak


Supply Constraints



Financial stability from profitable durian and coffee harvests enabling stockpiling

Unlike previous years, farmers have benefited very well from durian and coffee trees. After harvesting pepper, most farmers did not sell it to the market but continued to exist. This has made pepper raw materials scarce even though it is the main target time.

Profitable
Crops




Stockpiling
Pepper



Processors using inventories to fulfill export orders

Export producers have had to use inventory to produce to ensure the delivery schedule for signed orders.



Farm-gate prices sometimes exceeding factory prices



The fact that many people hoarded chemicals waiting for the opportunity to increase prices has caused many times when pepper prices at farmers' gardens have fallen lower than raw material prices at export producers.

With the current situation, it will lead to very difficult business when farmers continue to limit the sale of raw materials to the market.

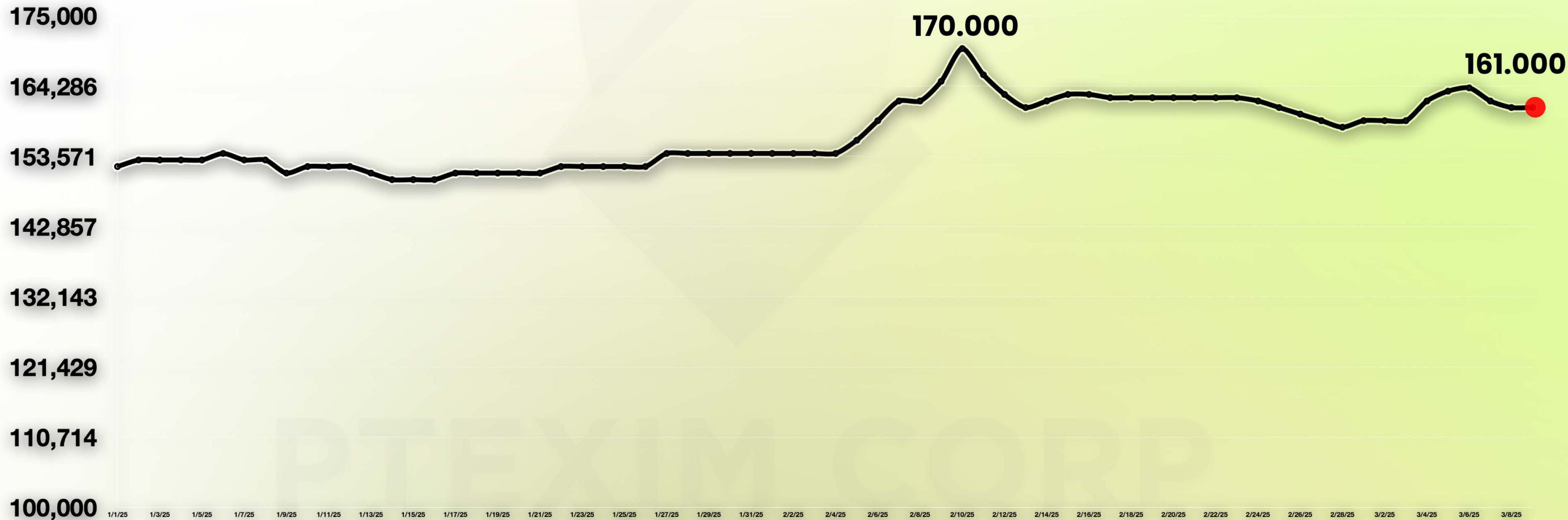
2025

FROM Jan 2025 - 9 Mar 2025

+5.92% 

Vietnam Black Pepper Price Chart VNĐ/kg

Pepper price has had an impressive increase in 2025 with an increase from 152.000vnd from January 1, 2025 to 161.000 until March 09th, 2025, corresponding to an **increase of 5.92%**.



February 2025 Black Pepper Exports Insight

 **Export**

14,331_{MT}

According to VPSA's preliminary statistics, in February 2025, Vietnam exported 14,331 tons of pepper, of which black pepper reached 11,858 tons and white pepper reached 2,473 tons.

 **Turnover**

97.3 Mil \$

Total export turnover reached 97.3 million USD , compared to the previous month, the export volume increased by 9.5% and compared to the same period in 2024, the export increased by 5.4%.

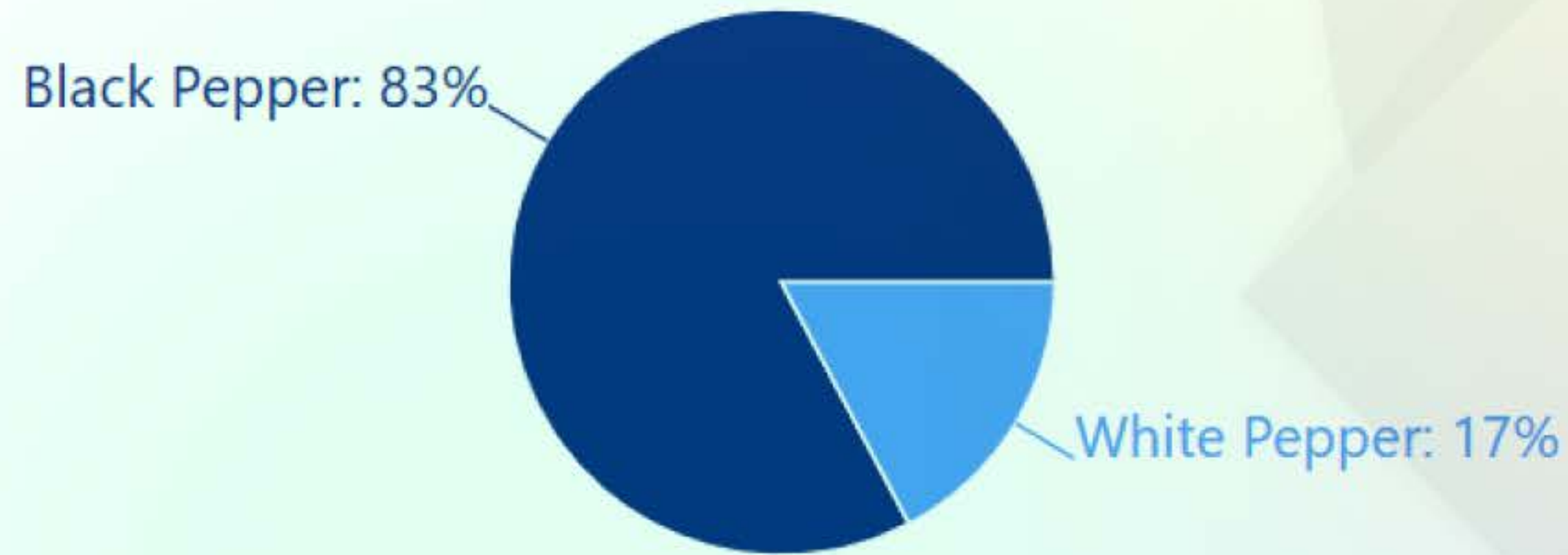
 **Average**

6,668 \$/MT

The average export price of black pepper in February reached 6,668 USD/ton, up 0.6%, white pepper reached 8,535 USD/ton, up 0.8% compared to January 2025.

Export Performance - February 2025

Volume Breakdown



Total Volume: **14,331 tons**

Key Performance Indicators

Total Export Turnover

\$97.3 million

Month-on-month

↑ **+9.5%**

Year-on-year

↑ **+5.4%**

Average Export Prices

Black Pepper

\$6,668/ton

↑ +0.6% MoM

White Pepper

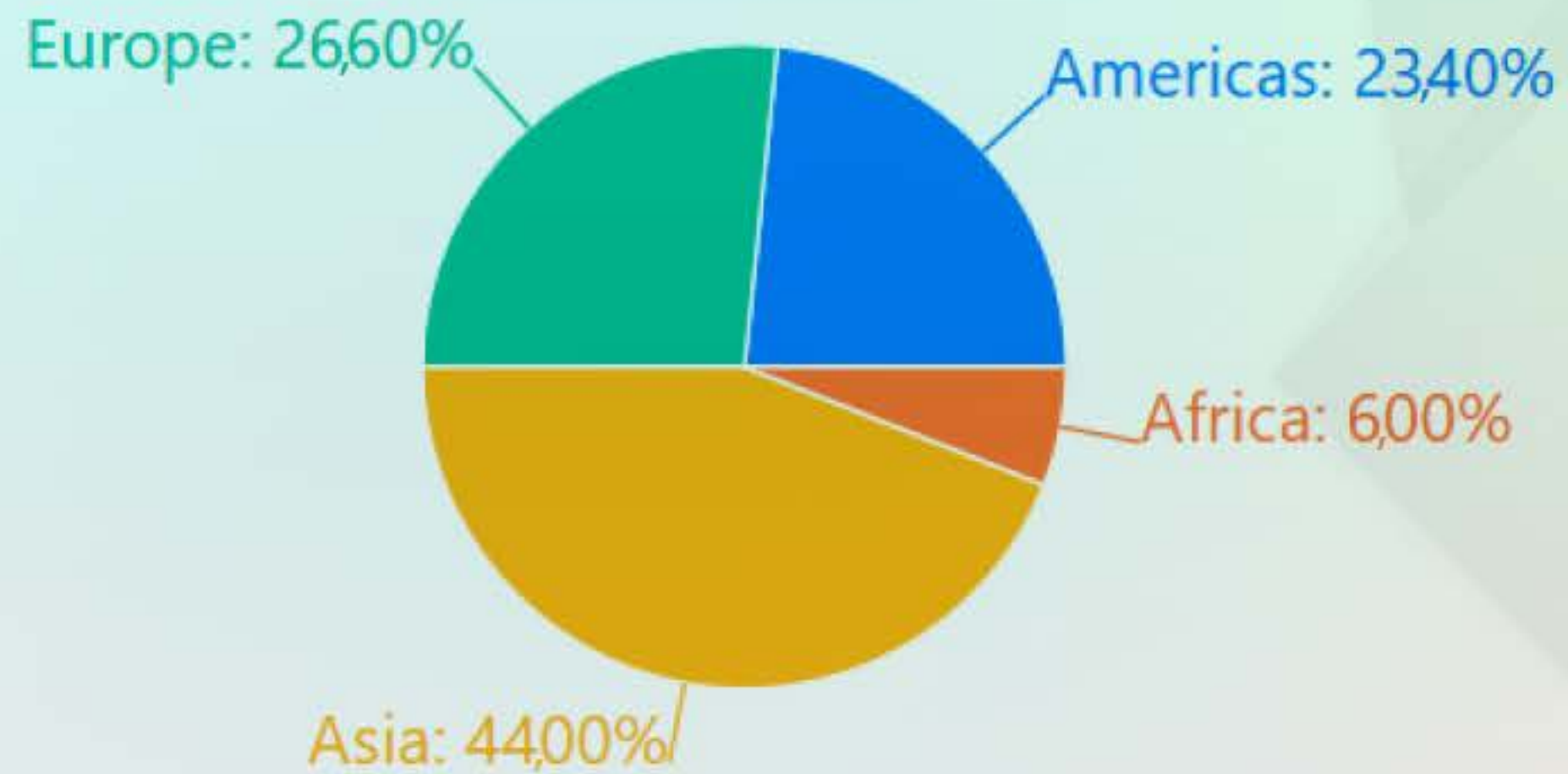
\$8,535/ton

↑ +0.8% MoM

Market Highlights

- ✓ UAE showed strongest growth at +42.6% month-on-month

Regional Distribution



Americas Europe Asia Africa

Total February Exports: **14,331 tons**

Top 5 Markets (February 2025)

1	USA 🇺🇸	3,006 tons ↑4.2% MoM
2	Germany 🇩🇪	905 tons ↓0.5% MoM
3	UAE 🇦🇪	870 tons ↑42.6% MoM
4	India 🇮🇳	766 tons ↓23% MoM
5	Korea 🇰🇷	643 tons ↑32.9% MoM

February 2025 Black Pepper Exports Insight

Export

27,416 MT

By the end of February 2025, Vietnam had exported 27,416 tons of pepper, of which black pepper reached 22,360 tons and white pepper reached 5,056 tons.

Turnover

184.9 Mil \$

Total export turnover reached 184.9 million USD, white pepper reached 37.0 million USD. Compared to the same period in 2024, export volume decreased by 11.9%, but export turnover increased by 48.1%.

Average

6,648 \$/MT

The average export price of black pepper reached 6,648 USD/ton and white pepper reached 8,501 USD/ton.

February 2025 Top 10 Importer From Vietnam

MT

5,890




USA

1,815




GERMANY

1,761




INDIA

1,523




CHINA

1,480




U.A.E

1,127




KOREA

972




PHILIPPINE

865




NETHERLANDS

809





HONGKONG

792




THAILAND

The United States was the largest export market for Vietnamese pepper, reaching 5,890 tons, down 32.7%. Germany followed with 1,815 tons, up 4.4%, and India with 1,716 tons, down 20.9% year-on-year.



TOP 5 US

COUNTRIES IMPORT

PEPPER FROM

VIETNAM JAN TO

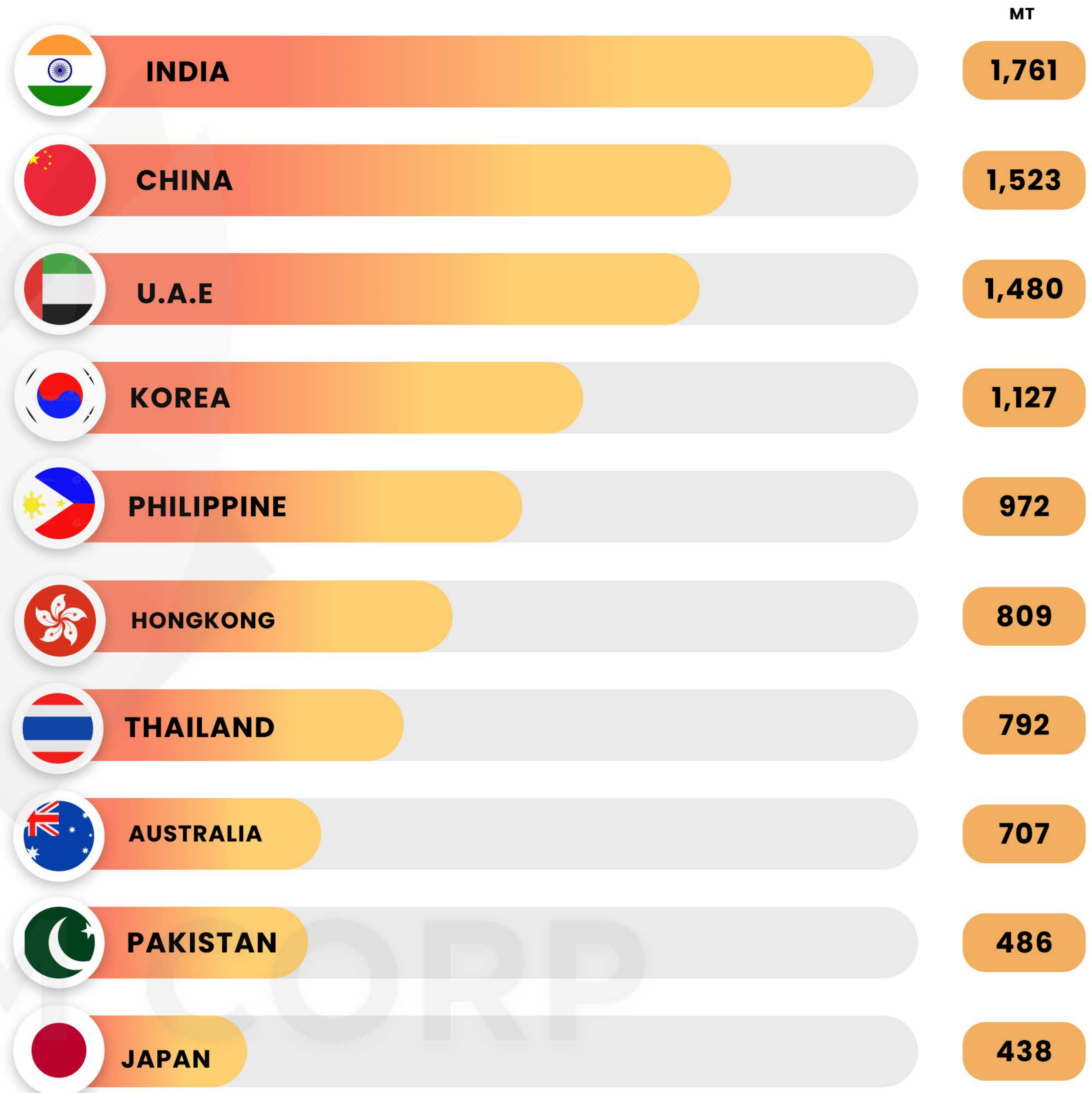
FEB 2025

The Americas region imported 6,510 tons of Vietnam pepper from Jan to Feb 2025 (9,715↓tons in the same period in 2024 and 7,893↓tons in 2023)

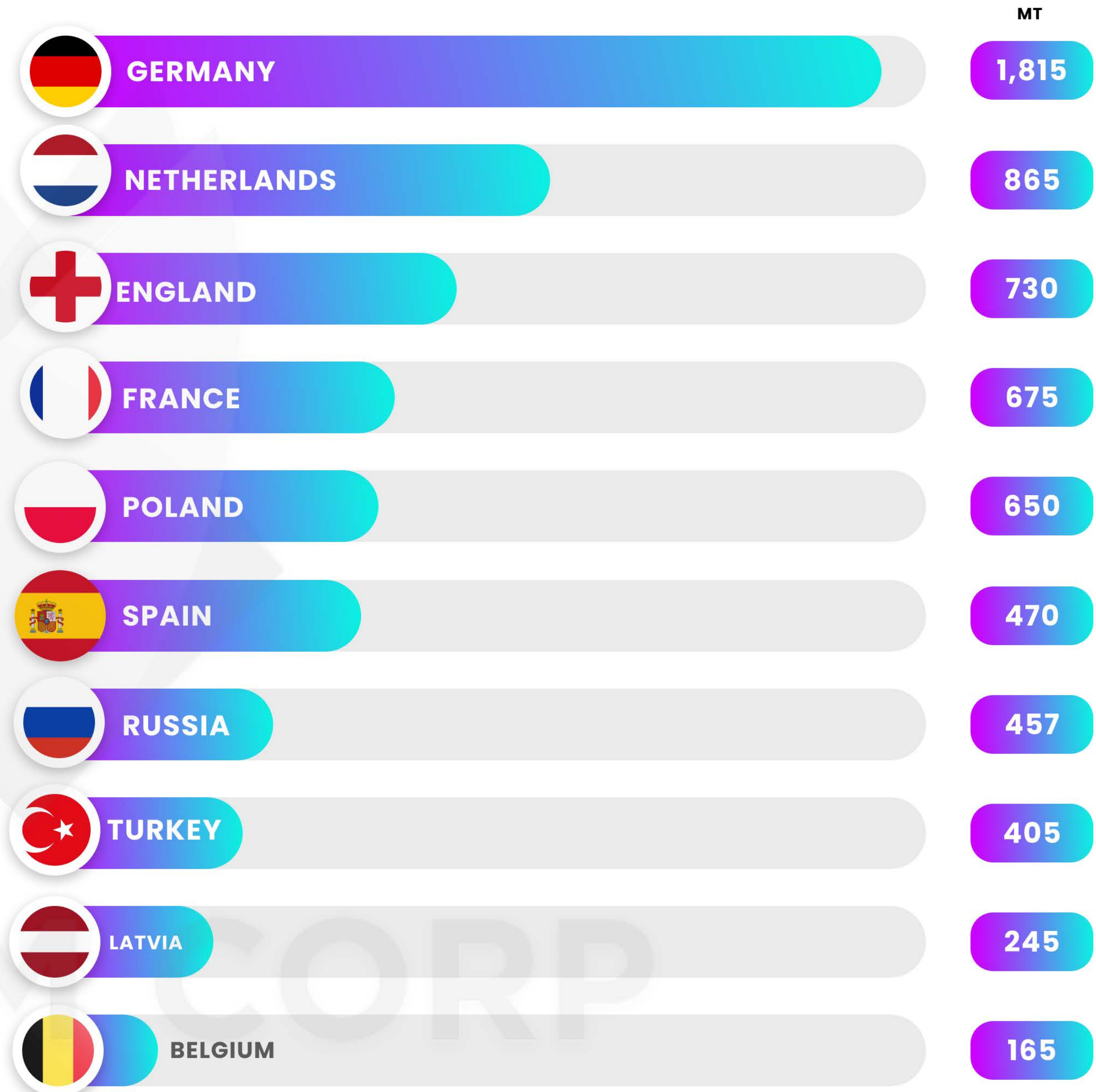


TOP 10 ASIA

COUNTRIES IMPORT
PEPPER FROM
VIETNAM JAN TO
FEB 2025



TOP 10 EU COUNTRIES IMPORT PEPPER FROM VIETNAM JAN TO FEB 2025



TOP 5 AFRICA

COUNTRIES IMPORT

PEPPER FROM

VIETNAM JAN TO

FEB 2025

The African region accounted for 5% of the market share and decreased by 38.9% over the same period in 2024 to 1,383 tons. Egypt and Algeria were the two main export markets with 280 tons and 195 tons.





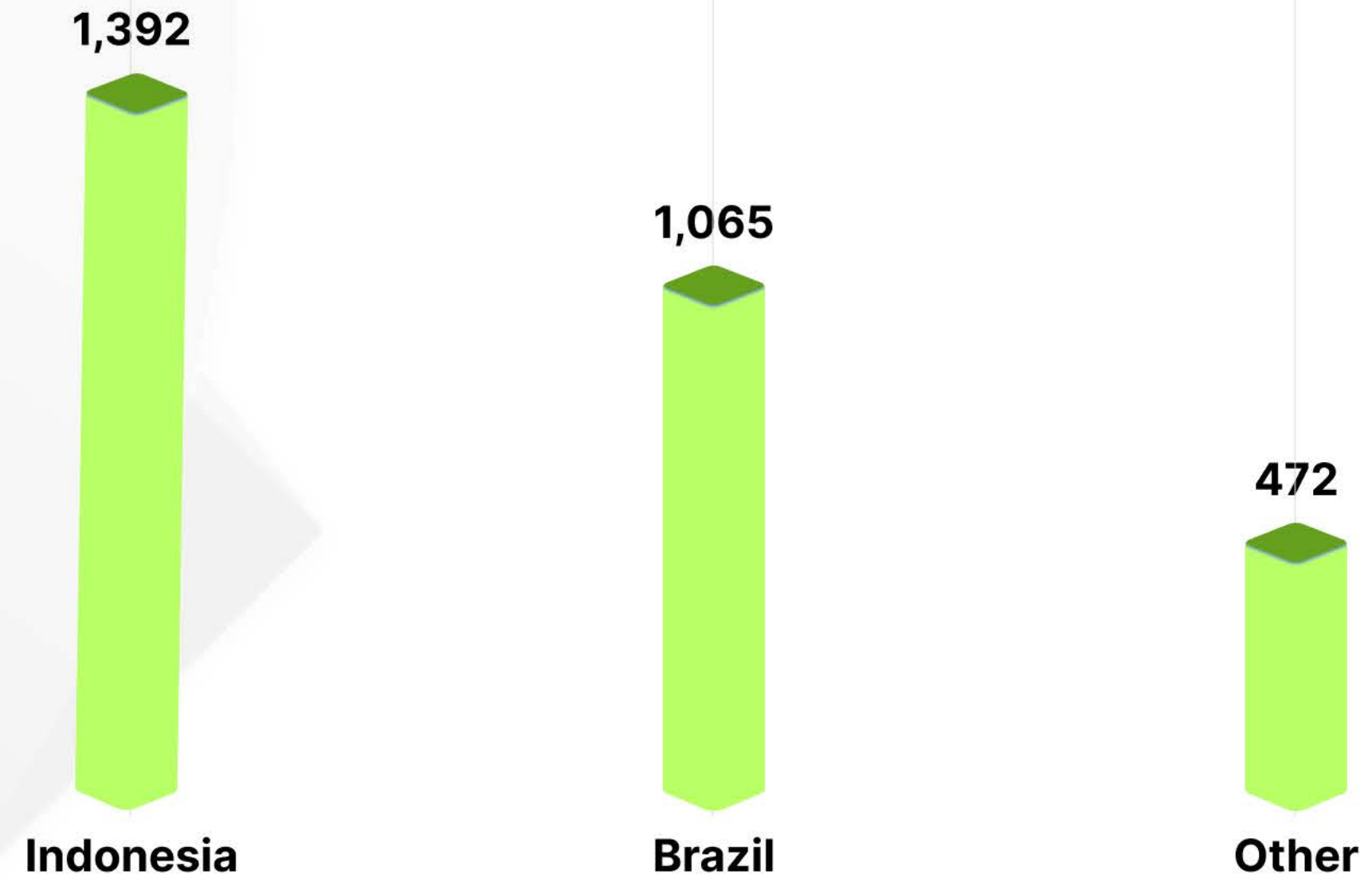


BLACK PEPPER IMPORT TO VIETNAM INSIGHT

PEPPER IMPORTING IN FEBRUARY 2025

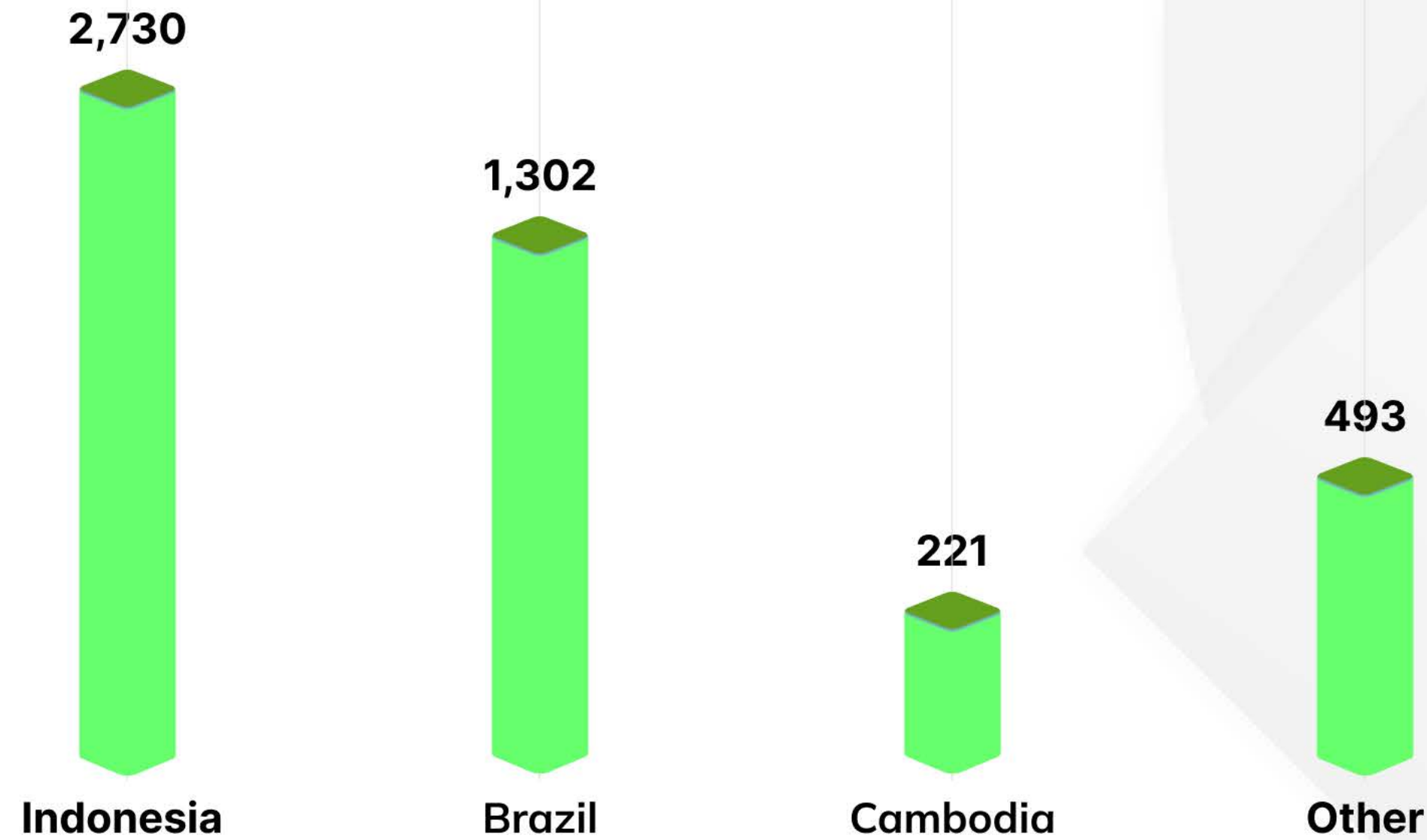
Black pepper
Import

2,929 MT



Preliminary statistics from VPSA show that in February 2025, Vietnam imported 2,929 tons, of which black pepper reached 1,716 tons and white pepper reached 1,213 tons, with a total import turnover of 15.9 million USD, an increase of 61.2% compared to the previous month. Indonesia and Brazil are the two main pepper suppliers to Vietnam, reaching 1,392 tons and 1,065 tons.

PEPPER IMPORTING IN 2 MONTHS 2025



Black pepper
Import

4,746 MT

Cumulatively from January 1 to February 28, 2025, Vietnam imported 4,746 tons of pepper, of which black pepper reached 2,469 tons, white pepper reached 2,277 tons, total import turnover reached 26.8 million USD, compared to the same period in 2024, import volume increased by 11.4%, turnover increased by 74.1%. Indonesia is the largest pepper supplier to Vietnam with 2,730 tons, up 493.5%, followed by Brazil with 1,302 tons, down 55.2%.

Currency

The US dollar fell sharply

Today's foreign exchange rates recorded that the USD fell to its lowest level in many months compared to most currencies in the last trading session.

On March 9, the central exchange rate at the State Bank was 24,730 VND/USD, unchanged from yesterday's trading session.

Specifically, at Vietcombank, the USD exchange rate was 25,300 - 25,690 VND/USD, unchanged in both buying and selling directions, compared to yesterday's trading session.

25,504.9990

↓ 0.22%

-54.9557 5D

Mar 7, 11:58:05 PM UTC · Disclaimer

1D 5D 1M 6M YTD 1Y 5Y MAX





SHIPPING SITUATION



Decline in Container Shipping Rates

Drewry's World Container Index decreased 3% to \$2,541 per 40ft container this week.

Drewry World Container Index (WCI) - 06 Mar 25 (US\$/40ft)



1. The Drewry WCI composite index decreased 3% to \$2,541 per 40ft container, 76% below the previous pandemic peak of \$10,377 in September 2021 and the lowest since January 2024. However, the index was 79% higher than the average \$1,420 in 2019 (pre-pandemic).
2. Ocean freight rates have generally been declining, with spot rates dropping significantly since the start of the year, particularly on routes from the Far East to North Europe and the Mediterranean.

PTEXIM RESEARCH



PTEXIM CORP



Feb 2025

VIETNAM

CASSIA

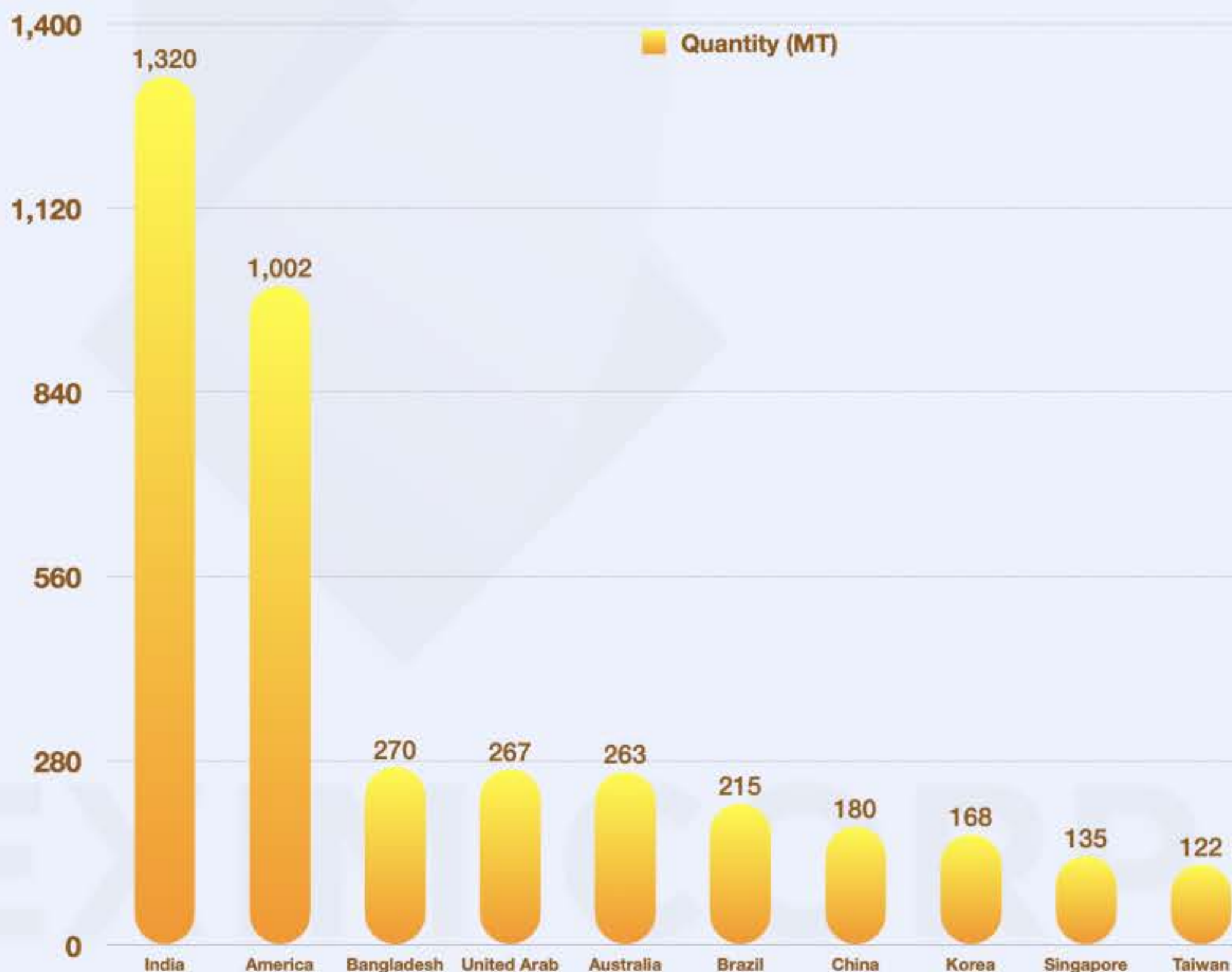
EXPORTING

REPORT

Cassia Exports Insight | February 2025

According to VPSA's preliminary statistics, in February 2025, Vietnam exported 5,135 tons of Cinnamon, with a total export turnover of 13.9 million USD, compared to the previous month, the export volume decreased by 29.9%. Meanwhile, Vietnam's largest Cinnamon export market is still India with 1,320 tons, followed by the United States with 1,002 tons and Bangladesh: 270 tons.

TOP 10 CASSIA'S IMPORTER FROM VIETNAM



5,135 MT
Export

13.9 Mil \$
Turnover

Cassia Exports In 2 Months 2025 Insight



12,464 MT
Export



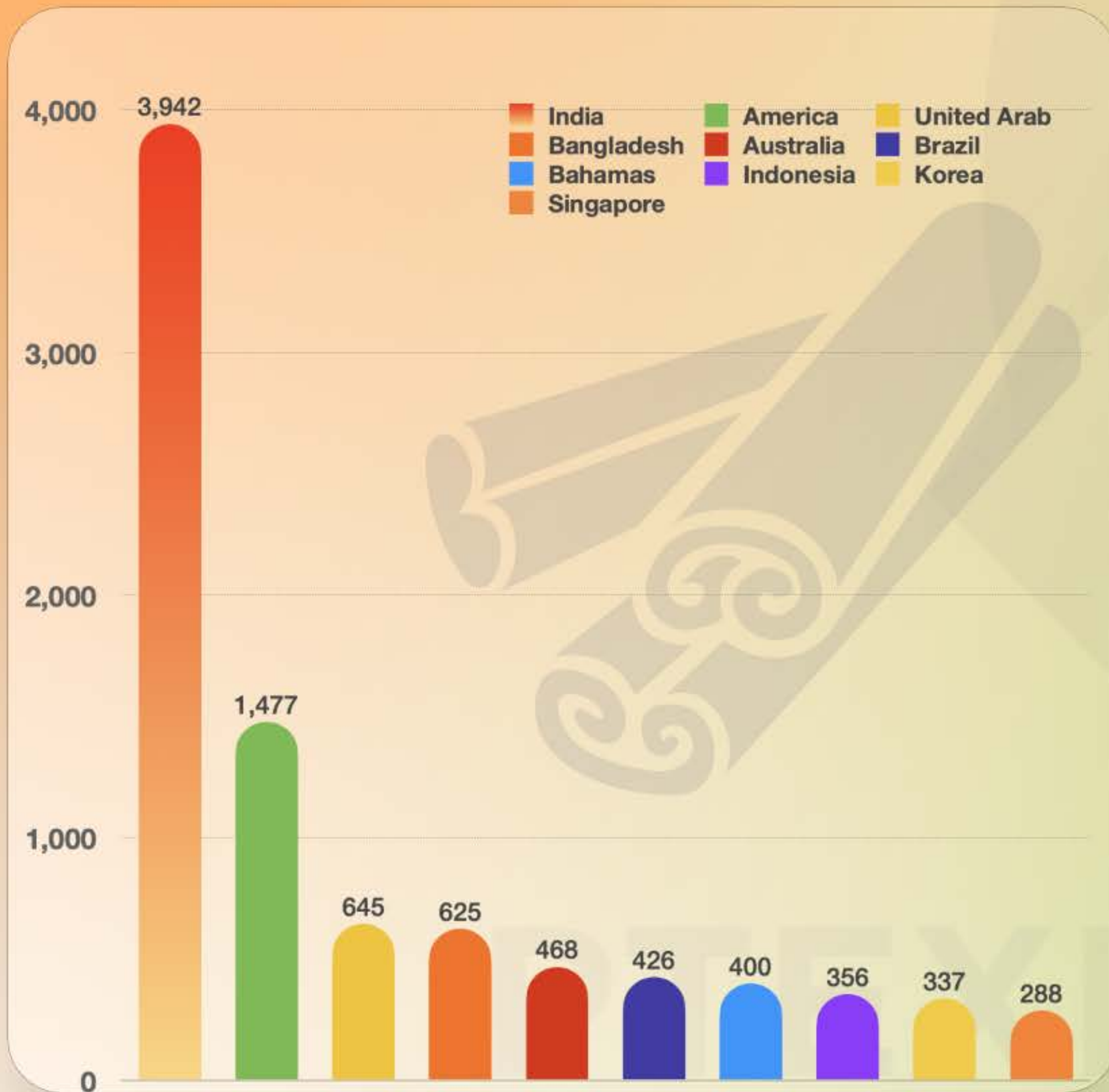
34.0 Mil \$
Turnover



19%
Volume

By the end of February 2025, Vietnam exported 12,464 tons of Cassia, with a total export turnover of 34.0 million USD, compared to the same period in 2024, the export volume increased by 19.0% and the export turnover increased by 13.4%. India is the largest Cassia export market, reaching 3,942 tons, accounting for 31.6% of the market share and increasing by 23.3% over the same period last year. Next are the US markets: 1,477 tons, accounting for 11.9% of the market share, up 15.9%; UAE: 645 tons, accounting for 5.2% of the market share and increasing by 59.7% over the same period in 2024.

INSIGHT | CASSIA EXPORT 2 MONTHS 2025



No	Country	Quantity (MT)
1	India	3,942
2	America	1,477
3	United Arab	645
4	Bangladesh	625
5	Australia	468
6	Brazil	426
7	Bahamas	400
8	Indonesia	356
9	Korea	337
10	Singapore	288
	Others	3,500
	TOTAL	<u>12,464</u>



GUARANTEED LEAD



CONTENT

We Can Offer Cassia Products According To European And American Standards With Guaranteed LEAD Content Of 1ppm And 2ppm. COUMARIN 2000ppm Or 3000ppm. Metal Powder As KFDA Standard.

Please Contact For Further Demand For Cassia Stick / Cassia Split / Cassia Broken / Cassia Powder ...



OTHERS SPICES

CINNAMON (CASSIA) / TURMERIC / STAR ANISE / GINGER



STAR ANISE

We can offer Star anise with premium quality and ensure European standards for Pesticide/ Anthraquinone/ PAH... etc.



GINGER

Please send us any request for Ginger Sliced/ Polished Ginger Finger/ Ginger Powder...





TURMERIC

The market **uptrend** and **very limited raw material** offer available. Please contact for further demand for Turmeric Sliced/ Polished Turmeric Finger / Turmeric Powder ...



WHOLE PEPPER

NO	ITEM	FOB (USD/MT)	 EU MAINT PORT	 NY/BAL
1	VBP 500 G/L FAQ	\$6.623	\$6.737	\$6.815
2	VBP 550 G/L FAQ	\$7.088	\$7.203	\$7.280
3	VBP 500 G/L Double Spiral Cleaned	\$7.186	\$7.301	\$7.378
4	VBP 550 G/L Double Spiral Cleaned	\$7.317	\$7.431	\$7.509
5	VBP 570 G/L Double ASTA	\$7.448	\$7.562	\$7.640
6	VBP 5MM Jumbo Size	\$7.695	\$7.809	\$7.887
7	White PEPPER 630 G/L DW	\$10.322	\$10.437	\$10.514
8	White PEPPER 630 G/L ASTA	\$10.363	\$10.477	\$10.555

STEAM

STERILIZED

PEPPER &

PESTICIDE

GUARANTEE

EU COMPLIANCE

				
	ITEM	FOB (USD/MT)	EU MAINT PORT	NY/BAL
NO				
1	Steam Sterilized Pepper 500G/L	\$7.487	\$7.601	\$7.679
2	Steam Sterilized Pepper 550G/L	\$7.752	\$7.866	\$7.944
3	Steam Sterilized Pepper 570G/L	\$7.885	\$7.999	\$8.077
4	Steam Sterilized Pepper 5MM	\$8.017	\$8.131	\$8.209
5	Steam Sterilized White Pepper 630G/L	\$10.945	\$11.060	\$11.137

STEAM STERILIZED PEPPER – EU COMPLIANCE

6	Steam Sterilized Pepper 500G/L	\$7.667	\$7.781	\$7.859
7	Steam Sterilized Pepper 550G/L	\$7.932	\$8.046	\$8.124
8	Steam Sterilized Pepper 570G/L	\$8.065	\$8.179	\$8.257
9	Steam Sterilized Pepper 5MM	\$8.197	\$8.311	\$8.389
10	Steam Sterilized White Pepper 630G/L	\$11.125	\$11.240	\$11.317

PEPPER POWDER PESTICIDE GUARANTEE



GROUND STEAM STERILIZED BLACK PEPPER

NO	ITEM	FOB
1	- Half Cracked HTST black peppe 6 -> 8#;	\$9.180
2	- Granulate HTST black pepper 8 -> 12#;	\$9.020
4	- Table HTST black pepper 18 -> 28# ;	\$8.781
5	- Fine HTST black pepper 30 -> 34# ;	\$8.781
6	- Ground HTST black pepper 40 -> 100# ;	\$8.382

GROUND STEAM STERILIZED WHITE PEPPER

7	Ground HTST white pepper 40 > 100# ;	\$11.893
---	--------------------------------------	----------

Organic Black Peppper



NO	ITEM	FOB (USD/MT)	EU MAINT PORT	NY/BAL
1	Organic Steam Sterilized Pepper 550G/L	\$10.077	\$10.192	\$10.269
2	Organic Steam Sterilized Pepper 570G/L	\$10.250	\$10.364	\$10.442
3	Steam Sterilized White Pepper 630G/L	\$14.463	\$14.577	\$14.655

CASSIA (CINNAMON)

NO	ITEM	FOB	NOTE
1	WHOLE CASSIA;	\$2.853	>4% VO
2	CASSIA SPLIT;	\$2.513	>3.5% VO
3	CASSIA BROKEN MACHINE CLEANED 2% VO;	\$1.947	>2% VO
4	CASSIA BROKEN MACHINE CLEANED 2.5% VO;	\$2.235	>2.5% VO
5	CASSIA BROKEN MACHINE CLEANED 3% VO;	\$2.482	>3% VO
6	CASSIA BROKEN MACHINE CLEANED 3.5% VO;	\$2.688	>3.5% VO
7	CASSIA BROKEN MACHINE CLEANED 4% VO;	\$2.977	>4% VO
8	CASSIA STICK ROLLED 90%;	\$4.532	>4% VO
9	CASSIA LONG STICK	\$4.326	>4% VO
10	CASSIA POWDER 1 - 1.5% VO;	\$1.535	1-1.5% VO
11	CASSIA POWDER 2% VO;	\$2.070	2% VO
12	CASSIA POWDER 2.5% VO;	\$2.276	2.5% VO
13	CASSIA POWDER 3% VO;	\$2.647	3% VO



CASSIA (CINNAMON) GUARANTEE LEAD & METAL POWDER



ITEM	FOB	NOTE
CASSIA POWDER 2.5% VO	\$2.535	2.5% VO
CASSIA POWDER 3% VO	\$2.947	3% VO
CASSIA BROKEN MACHINE CLEANED 2.5% VO	\$2.435	2.5% VO
CASSIA BROKEN MACHINE CLEANED 3% VO	\$2.682	3% VO

10 ppm
METAL POWDER



CASSIA (CINNAMON) GUARANTEE COUMARIN

ITEM	FOB	NOTE
CASSIA POWDER 2.5% VO	\$2.376	2.5% VO
CASSIA POWDER 3% VO	\$2.747	3% VO
CASSIA BROKEN MACHINE CLEANED 2.5% VO	\$2.335	2.5% VO
CASSIA BROKEN MACHINE CLEANED 3% VO	\$2.582	3% VO


1-2 ppm LEAD CONTENT
2000-3000 ppm COUMARIN CONTENT

EU & US STANDARDS


CASSIA (CINNAMON) & STAR ANISE



NO	ITEM	FOB	NOTE
1	CASSIA POWDER STEAM STERILIZED 2.5% VO;	\$2.825	2.5% VO
2	CASSIA POWDER STEAM STERILIZED 3% VO;	\$3.233	3% VO
3	CASSIA BROKEN STEAM STERILIZED 2.5% VO;	\$2.935	2.5% VO
4	CASSIA BROKEN STEAM STERILIZED 3% VO;	\$3.154	3% VO



STAR ANISE



NO	ITEM	FOB	NOTE
1	STAR ANISE SPRING CROP	\$6.829	2.0cm, 80% up
2	STAR ANISE AUTUMN CROP;	\$7.241	2.5cm, 80% up
3	STAR ANISE SUNDRIED EU COMPLIANCE;	\$7.541	2.5cm, 80% up

TURMERIC GINGER



TURMERIC

NO	☰ ITEM	🏛️ FOB
1	TURMERIC FINGER;	\$2.081
2	POLISHED TURMERIC FINGER;	\$2.163
3	TURMERIC POWDER;	\$1.833
4	TURMERIC SLICE SUN DRIED;	\$1.627
5	WASHED TURMERIC SLICE SUN DRIED;	\$1.833
6	TURMERIC SLICE MACHINE DRIED;	\$2.287

GINGER

NO	☰ ITEM	🏛️ FOB
1	GINGER POWDER	\$3.193
2	GINGER SLICED	\$3.811
3	POLISHED GINGER FINGER	\$3.399


Organic Cassia



6	ORGANIC WHOLE CASSIA;	\$3.474
7	ORGANIC CASSIA SPLIT;	\$3.132
8	ORGANIC CASSIA BROKEN MACHINE CLEANED 3.5% VO;	\$3.309
9	ORGANIC CASSIA STICK ROLLED 90%;	\$5.167
10	ORGANIC CASSIA POWDER STEAM STERILIZED 3% VO;	\$3.776



OTHER HERBS & SPICES



NO	ITEM	PTEXTIM OFFER (\$/MT)
1	EU IPM Whole Chili With Stem- 5531	\$2.515
2	Non IPM Whole Chili With Stem - 5531	\$2.205
3	Non IPM Whole Chili With Stem - 334	\$2.285
4	Non IPM Whole Chili With Stem - Teja	\$2.665
5	Non IPM Whole Chili With Stem - KDL	\$3.675
6	Non IPM Whole Chili With Stem - 2043	\$2.845
7	Eu IPM Whole Turmeric Single polished 3.25% CU	\$2.425
8	EU IPM Ground Turmeric Min 3% CU	\$2.475
9	EU IPM Ground Turmeric Min 2.5% CU	\$2.065
10	EU Compliant Russian Coriander 98% cleaned	\$1.305
11	EU IPM Indian Coriander 99.5% sortex - Badami	\$1.650
12	EU IPM Indian Coriander 99.5% sortex - Egale+	\$1.855
13	EU IPM Indian Cumin 99.5% sortex - PA and PR as per EU	\$4.450
14	EU IPM Indian Cumin 99.5% sortex - Only PR as per EU	\$4.235
15	Non IPM Whole Cumin 99.5% Sorted	\$4.000
16	Whole green Cardamom 8mm and above	\$41.565
16	Whole green Cardamom 7mm to 8 mm	\$39.000
16	Whole green Cardamom 6 mm to 7 mm	\$37.725

February Week 10 Pepper's Market Report

www.ptexim.com.vn

Please do not hesitate to send me if you have any further request.



 **Hien, Nguyen Vu**
General Director

 spices@ptexim.com.vn

 **+84 90 22222 95**

 43, Str. 17, An Phu Ward, Thu Duc City, Ho Chi Minh City, Vietnam

PTEXIM CERTIFICATE



PTEXIM FACTORY



1. WHOLE SPICES FACTORY (Daklak Province, VN)



2. FOOD FACTORY (Ba Ria Vung Tau Province, VN)



3. CASSIA & STAR ANISE FACTORY (Yen Bai Province, VN)