



**PTEXIM CORP**

📍 Nuremberg, Germany

**10-13.2.2026**

**BIOFACH**

into organic

Find us in 📍 **Hall: 2**

Stand  
**2-328**

**BIOFACH**

into organic



***Come & Explore Our Diversity***





PTEXIM CORP

# Monthly Report

## Jan

Black Pepper, Cassia Cinnamon,  
Star Aniseed, Ginger



UEBT  
SOURCING  
WITH RESPECT

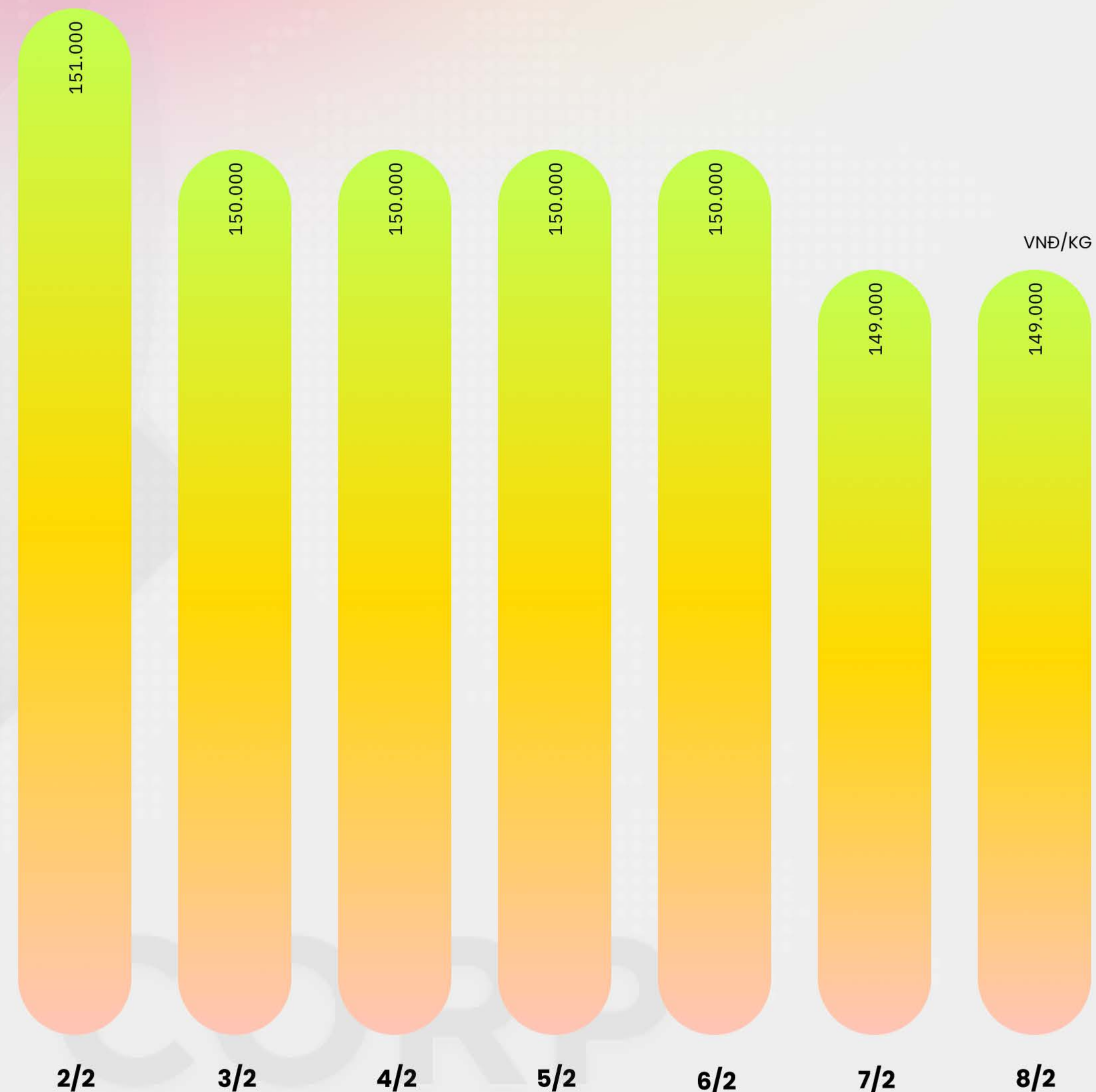




# #6 Weekly Insights

 -1.34%

1. Pepper prices have fluctuated slightly downward over the past week, falling from 151,000 VND to 149,000 VND, a decrease of 1.34%.
2. The market experienced a slight downward adjustment due to concerns about news from Iran and farmers offering more produce to cover costs as the Lunar New Year approaches this weekend.





# Rising Import Demand For Pepper In China & USA Through 2027

There is better demand for imported pepper in markets such as China and the USA, especially for orders to be delivered throughout 2026 and 2027.



DESTINATION:  
SHANGHAI, CHINA  
DELIVERY: 2026-2027

DESTINATION:  
NEW YORK, USA  
DELIVERY: 2026-2027



2026

FROM Jan 2026 – 08 Feb 2026

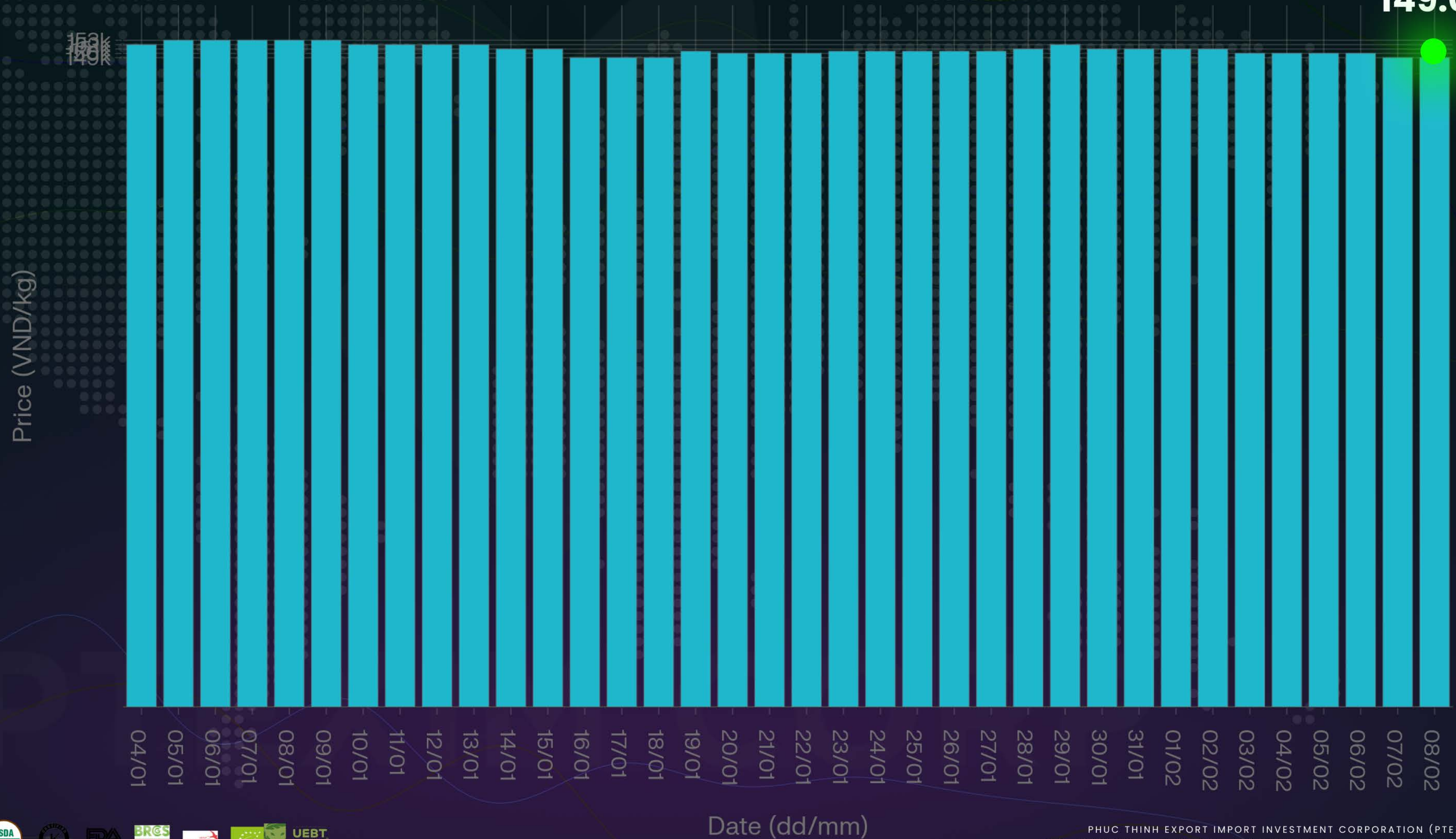
-1.97%

# Vietnam Black Pepper Price Chart

VND/kg

149.000

The price of pepper  
has decreased from  
152,000 VND on  
January 1, 2026, to  
149.000 VND on  
February 8th, 2026,  
down 1.97%.





# Vietnam Spice Export Volume by Spices January 2026



**Black Pepper** Exceptional Growth: Vietnam exported 21,743 tons of black pepper in January 2026, representing a remarkable 66.2% increase compared to January 2025 (13,085 tons)

**Cassia Cinnamon** Solid Growth: Exported 8,865 tons in January 2026, up 21.0% from January 2025 (7,329 tons)

**Star Aniseed** Volume Decline: Exported 1,014 tons in January 2026, down 22.1% from January 2025 (1,302 tons)



**Black Pepper** Exceptional Growth: Vietnam exported 21,743 tons of black pepper in January 2026, representing a remarkable 66.2% increase compared to January 2025 (13,085 tons)

**Cassia Cinnamon** Solid Growth: Exported 8,865 tons in January 2026, up 21.0% from January 2025 (7,329 tons)

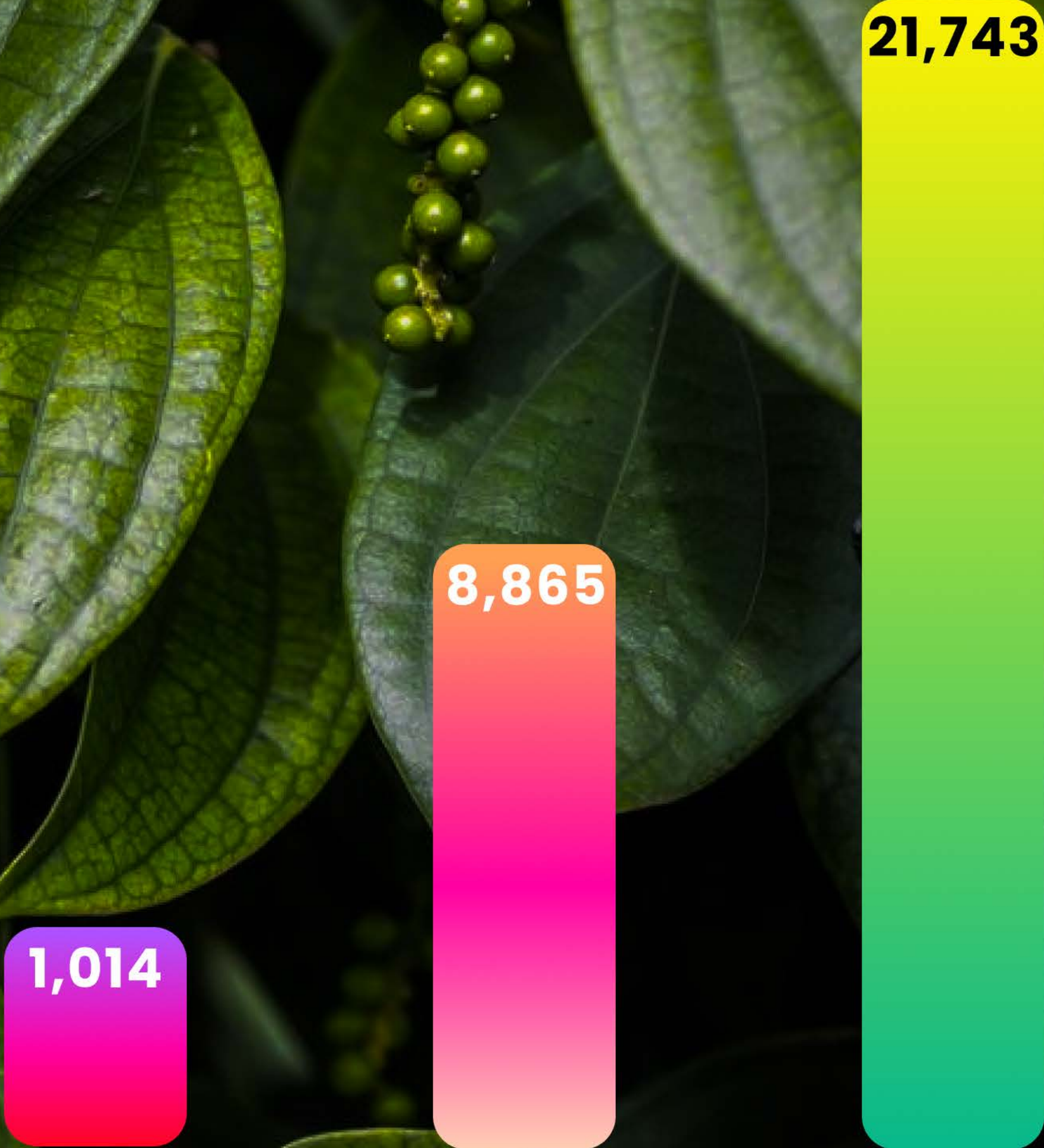
**Star Aniseed** Volume Decline: Exported 1,014 tons in January 2026, down 22.1% from January 2025 (1,302 tons)



**Black Pepper** Exceptional Growth: Vietnam exported 21,743 tons of black pepper in January 2026, representing a remarkable 66.2% increase compared to January 2025 (13,085 tons)

**Cassia Cinnamon** Solid Growth: Exported 8,865 tons in January 2026, up 21.0% from January 2025 (7,329 tons)

**Star Aniseed** Volume Decline: Exported 1,014 tons in January 2026, down 22.1% from January 2025 (1,302 tons)



Pepper Variety <th <th>Seeds</th>	Seeds
Black Pepper	1,014
White Pepper	8,865
Green Pepper	21,743

8,865

1,014

## Star Aniseed

## Cassia Cinnamon

## Black Pepper



# January 2026 Black Pepper Exports Insight

According to preliminary statistics from VPSA, in January 2026, Vietnam exported 21,743 tons of various types of pepper, including 17,557 tons of black pepper and 4,186 tons of white pepper. Total export value reached US\$139.0 million, with black pepper accounting for US\$109.7 million and white pepper for US\$29.3 million. Compared to December 2025, export volume decreased by 3.2%, while compared to January 2025, export volume increased by 66.2%. The average export price of black pepper in January 2026 was US\$6,494/ton, equivalent to the price in December 2025, while the export price of white pepper reached US\$8,450/ton, a decrease of US\$115 compared to the previous month.

**21,743** MT  
**Export**



**139** Mil \$  
**Turnover**



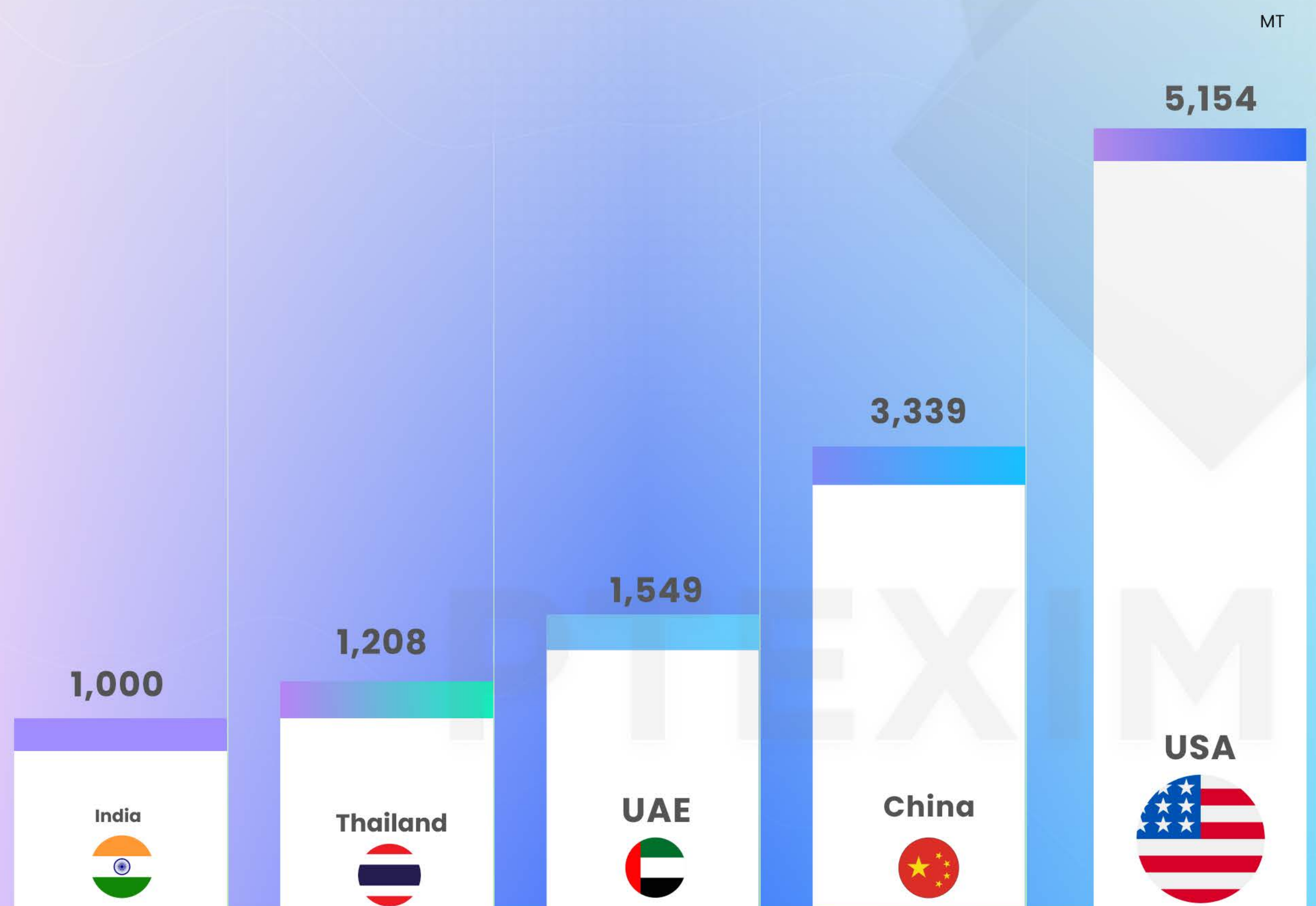
↑ **+66.2%**  
**Change**  
volume Y.O.Y  
vs January 2025





# TOP EXPORT MARKETS

## January 2026



The leading export markets for Vietnamese pepper include: the United States: 5,154 tons, accounting for 23.7% of the market share and down 17.3% compared to the previous month. This is followed by China with 3,339 tons, accounting for 15.4% of the market share, up 53.2%; and the UAE with 1,549 tons, accounting for 7.1% of the market share and down 32.7% compared to December 2025.



# Growth Leaders Import Black Pepper From Vietnam

- Explosive Asian Demand: China (+252.6%), Thailand (+364.6%), and Iran (+297.5%) show remarkable growth, indicating strong Asian market appetite
- Americas Recovery: USA remains #1 destination with 5,154 tons (+78.2%), while Canada surged +262.9%, signaling robust North American demand
- European Stability: Despite Germany's -20.4% decline, markets like Netherlands (+38.4%), Poland (+38.3%), and Russia (+102.7%) compensate
- Product Mix: Black whole peppercorns dominate with 14,873 tons (68.4%), followed by ground black pepper at 2,590 tons (11.9%)

## Top 5 Growth Leaders

Thailand

+364.6%

Iran

+297.5%

Canada

+262.9%

China

+252.6%

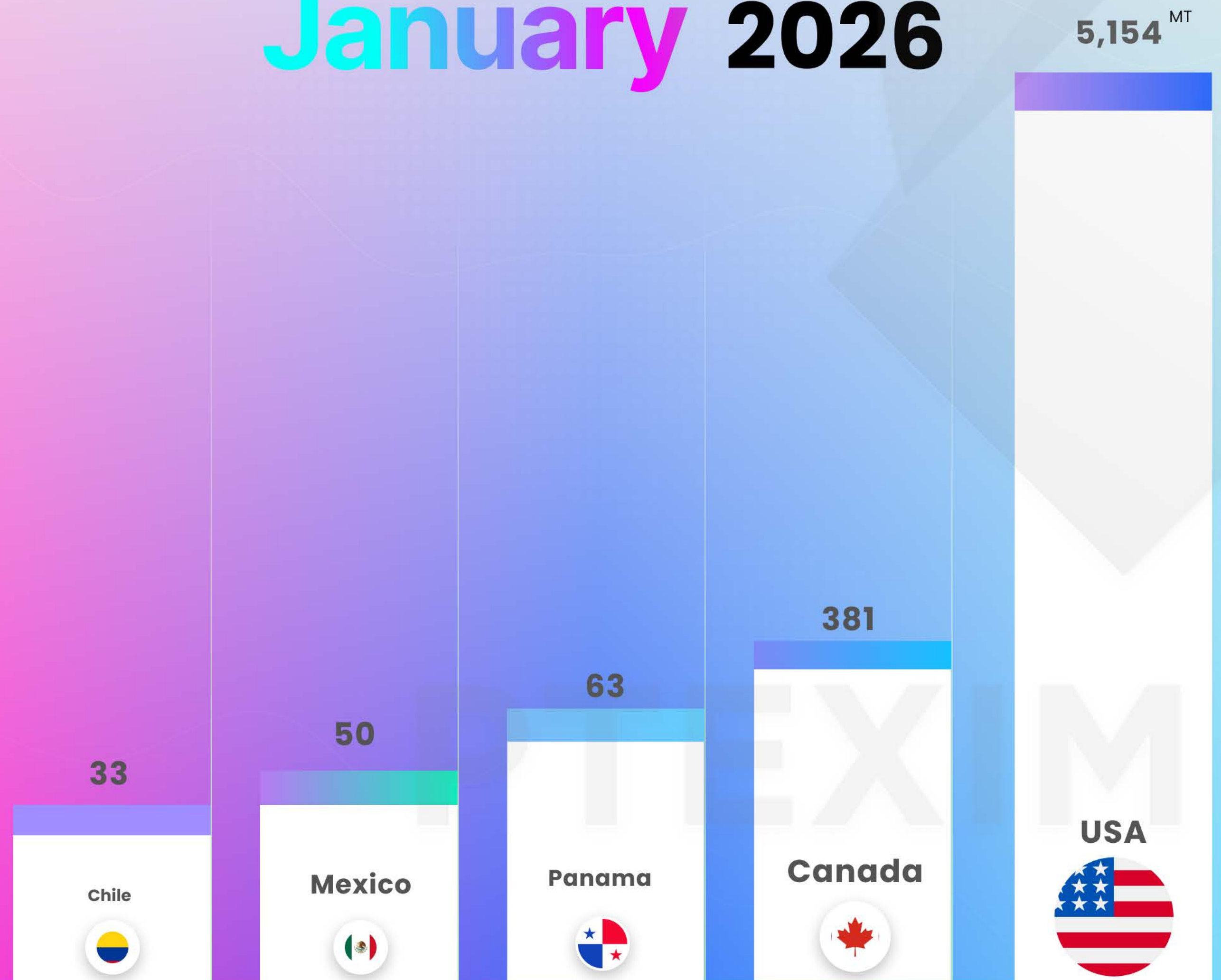
UAE

+153.9%



# TOP 5 EXPORT MARKETS

## January 2026



# USA



Volume: 5,760 tons

Growth: +82.6% YoY

Key Markets: USA (+78.2%), Canada (+262.9%), Panama (+231.6%)

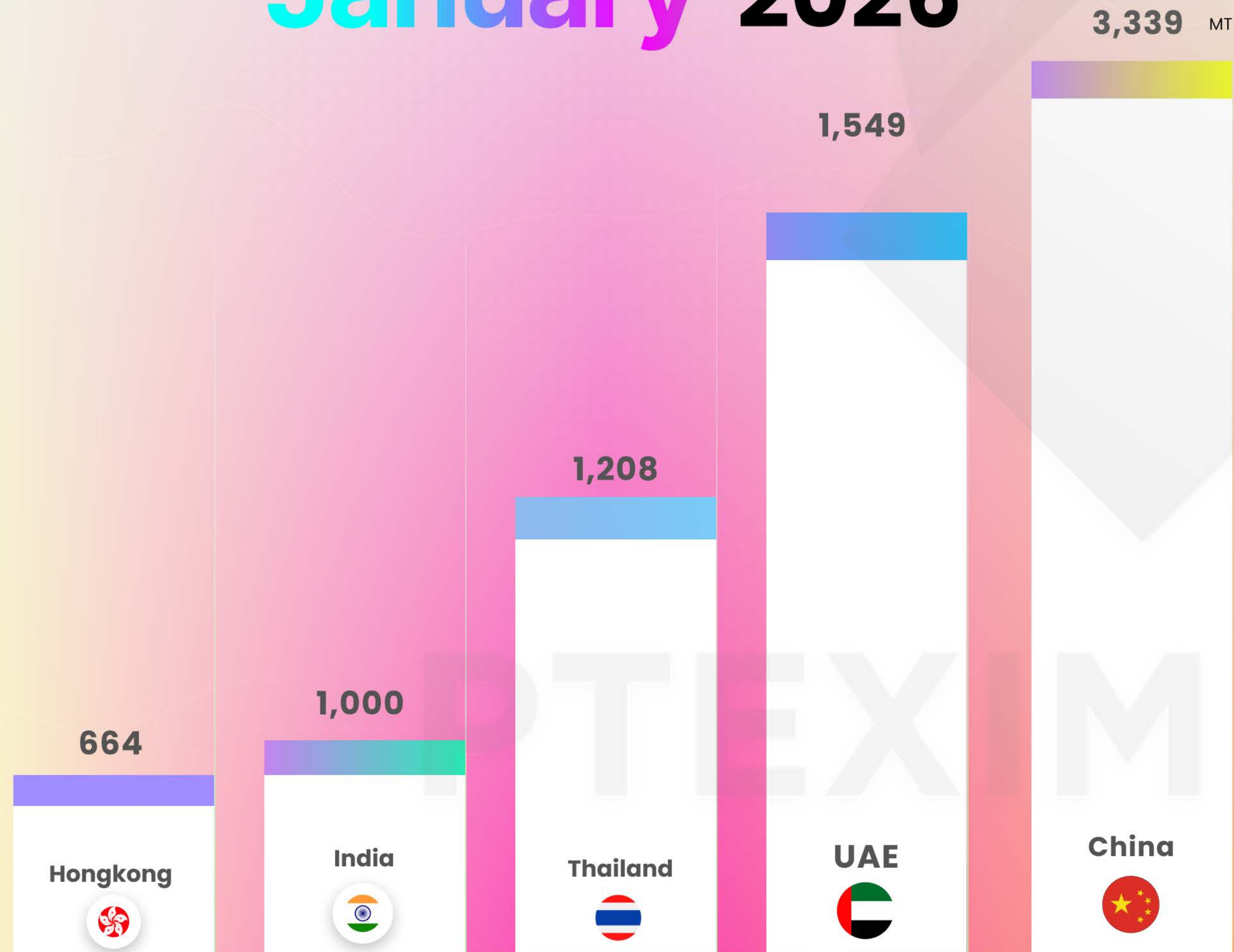
Strong recovery in the Americas driven by restaurant reopening and increased consumer demand for culinary spices. USA remains the largest single-country importer.



# TOP 5 EXPORT MARKETS

## January 2026

# ASIA



Volume: 11,246 tons

Growth: +87.2% YoY

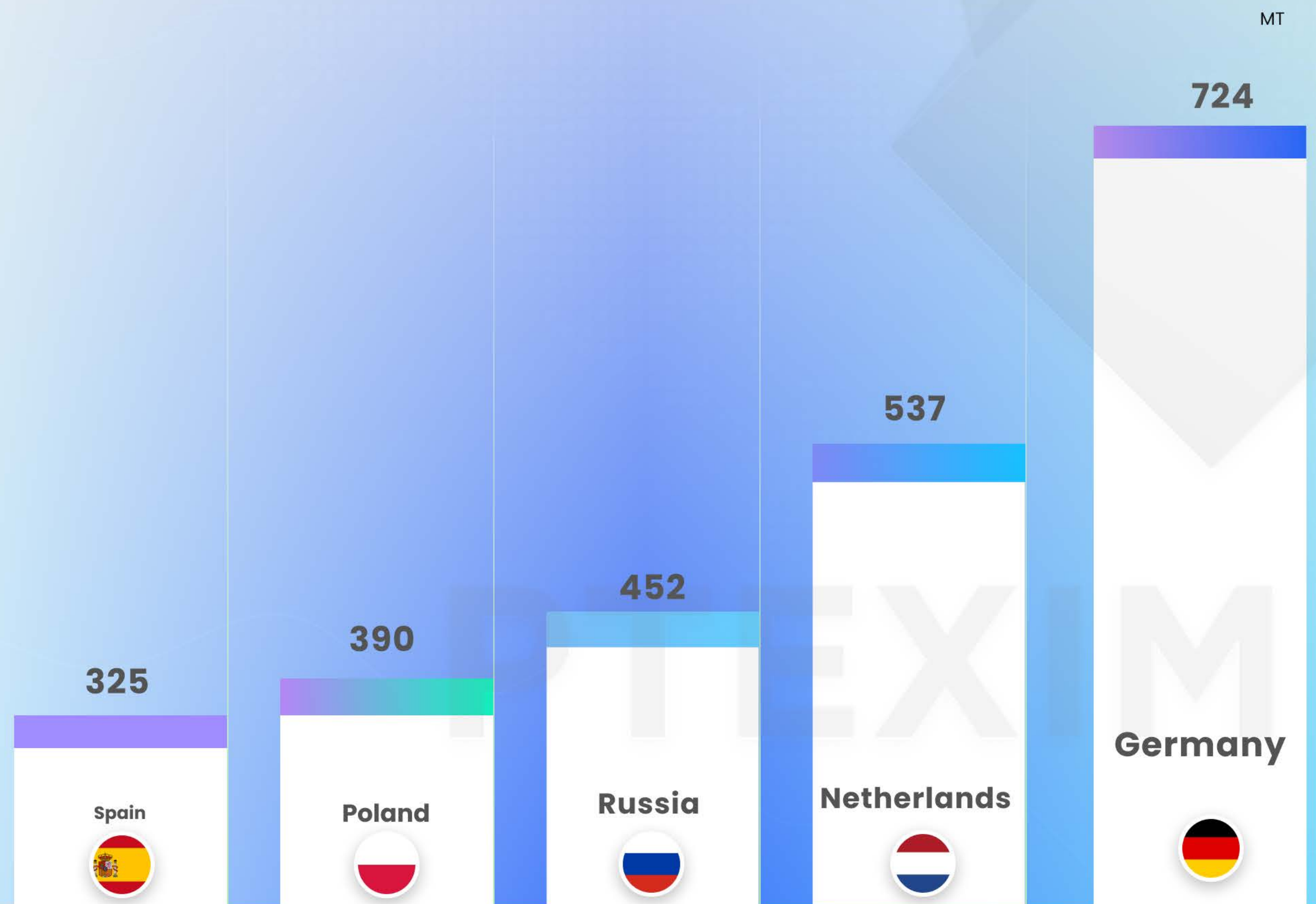
Key Markets: China (+252.6%), UAE (+153.9%), Thailand (+364.6%)

The Asia Pacific region demonstrates explosive growth, particularly China which tripled its imports. UAE serves as a major re-export hub for Middle East & Africa markets.



# TOP 5 EXPORT MARKETS

## January 2026



# EUROPE



Volume: 4,034 tons

Growth: +18.8% YoY

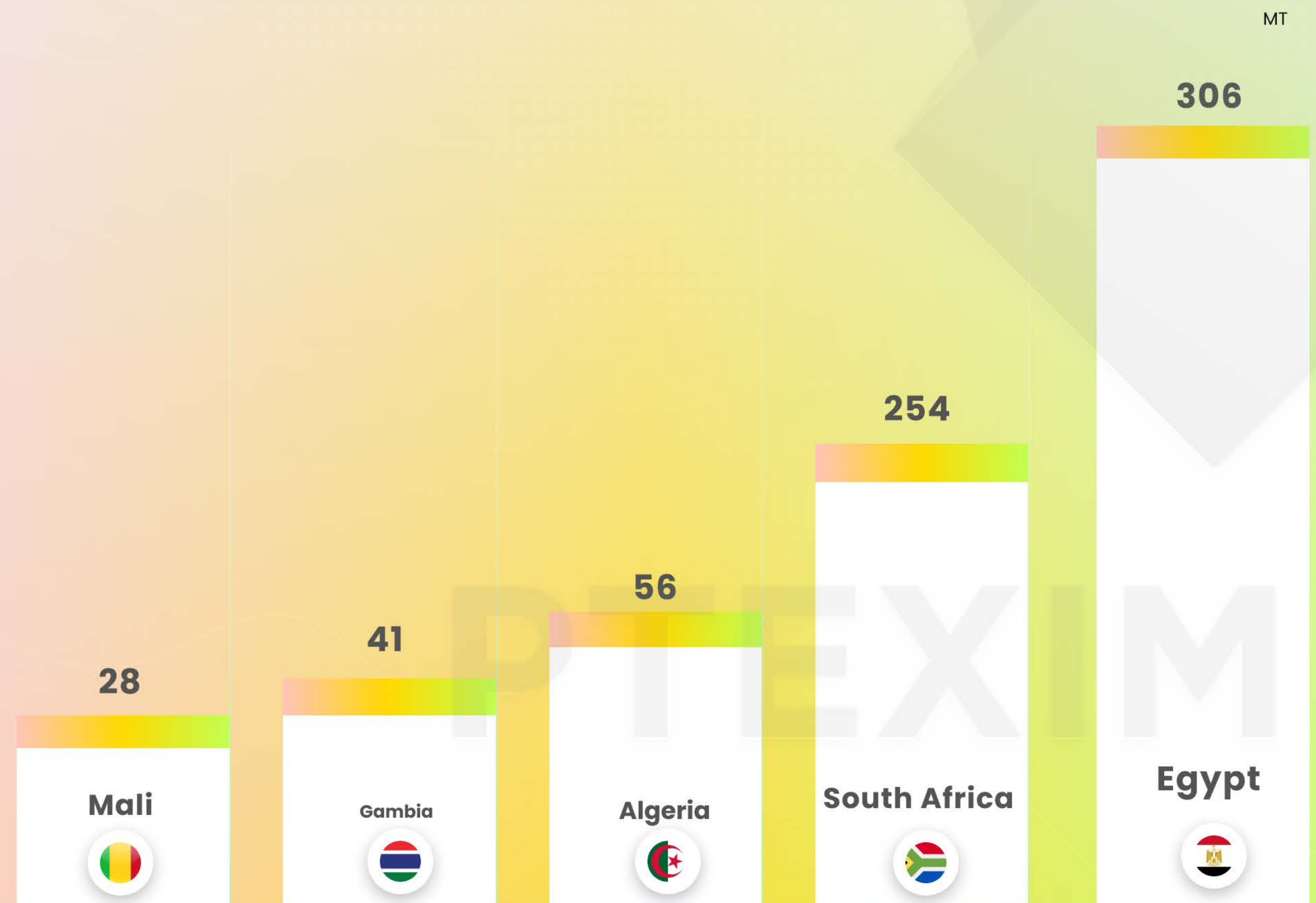
Key Markets: Russia (+102.7%), Poland (+38.3%), Netherlands (+38.4%)

Moderate growth in Europe with Russia showing remarkable recovery. Switzerland emerged as a new significant market (+150.5%) despite low base.



# TOP 5 EXPORT MARKETS

## January 2026



# AFRICA



Volume: 703 tons

Growth: +33.7% YoY

Key Markets: Egypt (+166.1%), South Africa (+316.4%)

African markets show strong growth potential, particularly Egypt and South Africa. These markets are price-sensitive and favor competitive Vietnamese pricing.





BLACK PEPPER

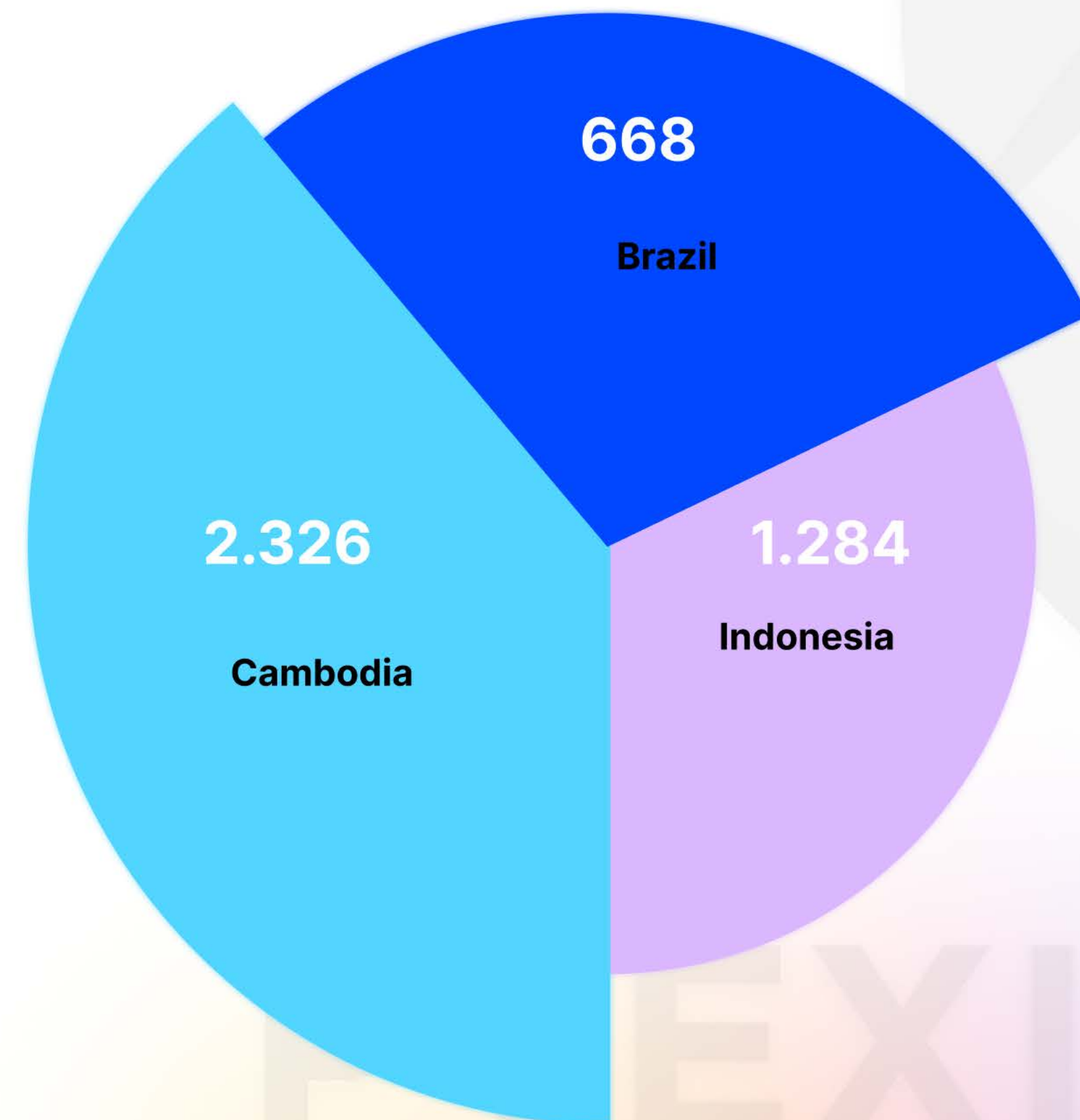
IMPORT

DYNAMICS

TO VIETNAM



# PEPPER IMPORTING IN JANUARY 2026



Black pepper  
Import

**4.681** MT

According to preliminary statistics from VPSA, in January 2026, Vietnam imported 4,681 tons of various types of pepper, including 3,488 tons of black pepper and 1,193 tons of white pepper, with an import value of US\$26.2 million. This represents a 91.4% increase compared to December 2025 and a 157.6% increase compared to January 2025. Cambodia, Indonesia, and Brazil were the three largest suppliers of pepper to Vietnam, with 2,326 tons, 1,284 tons, and 668 tons respectively.



# Vietnam 2026 Crop: Low Yield Risk Emerging

Crop information indicates that roughly 20% of the new pepper crop has been harvested, and early performance is significantly below normal. Yields are reported at the lowest levels in many years, raising credible concerns of crop failure in several key producing areas. Historical episodes of pepper crop failure in Vietnam have led to notable drops in domestic production and forced higher import volumes to meet commitments, underlining how sensitive the market is to yield shocks. [





# SHIPPING SITUATION

**Downward  
Trend Supports  
Landed Prices**

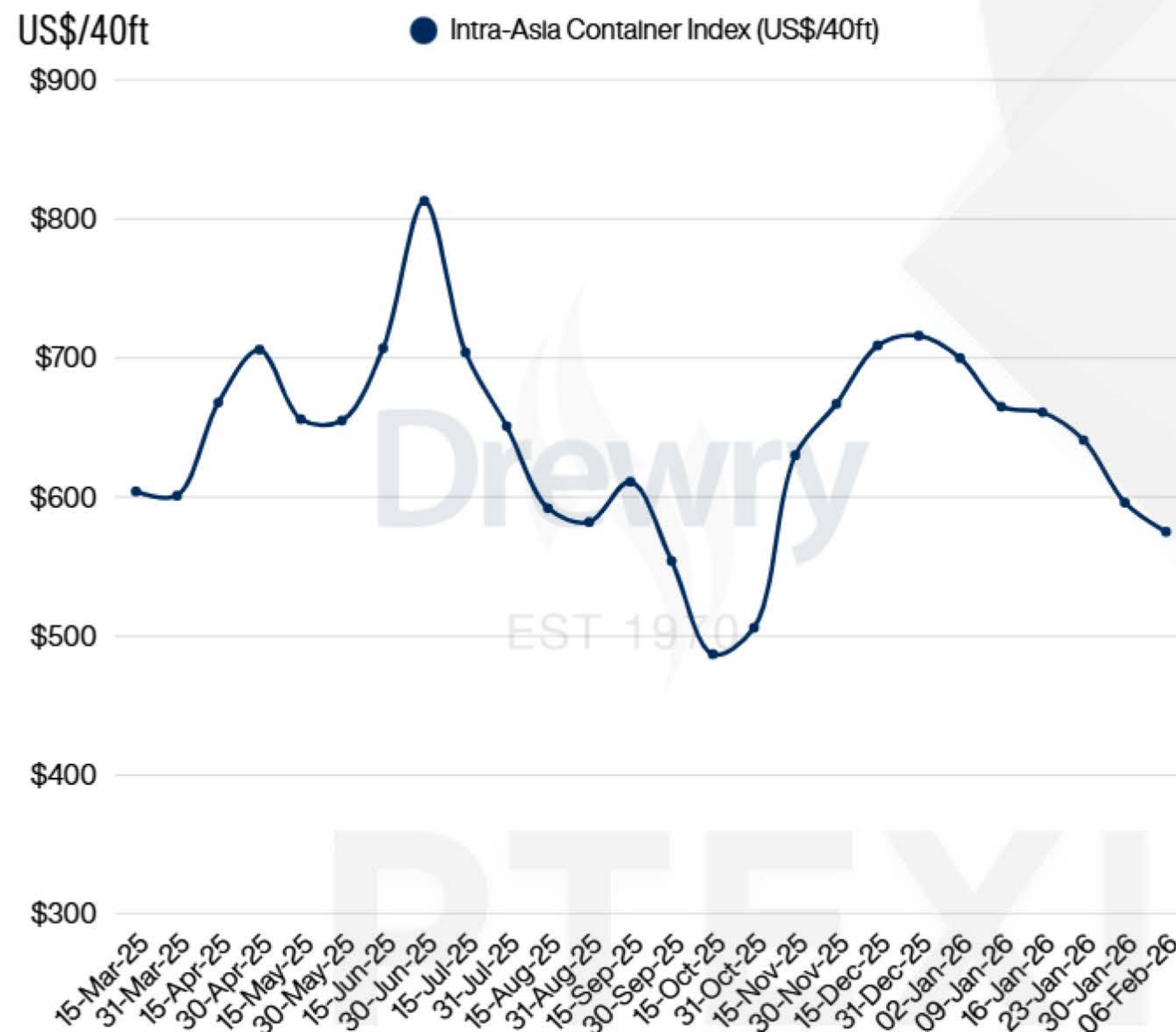




# Ocean Freight: Downward Trend Supports

## Landed Prices

**Drewry's Intra-Asia Container Index (IACI) decreased 4% in the first week of February, to \$575 per 40ft container.**



- Global container freight rates have corrected from their early-January spike, with benchmark indices like the **Drewry** World Container Index retreating as weak demand caps carriers' pricing power. **Independent** forecasts from ocean freight analysts also point to lower average spot and contract rates through 2026.

- **Supportive factor:** Softer freight helps offset part of the bullish pressure from tighter raw-material supply and FX, cushioning landed cost increases for buyers.
- **Tactical opportunity:** Buyers able to optimize routing and booking windows (e.g., flexible ETDs, use of alternative ports) can translate lower freight into competitive CIF prices, especially on Asia–Europe and Transpacific lanes.
- **Risk:** Freight volatility remains high. Geopolitical disruptions (e.g., Red Sea detours) can quickly erase part of the freight advantage, so contracts should include realistic validity periods and review clauses.



# Currency

## USD Weakness vs VND



The exchange rate environment is becoming a critical price driver. While the USD/VND pair has recently traded around the 26,000 level, analysts see scope for a slight VND appreciation (USD weakening) during 2026 as the Fed eases and Vietnam keeps policy broadly accommodative.

- For Vietnamese exporters: A weaker USD versus VND reduces VND revenue for each USD of export, putting upward pressure on offer prices in USD to maintain farm-gate margins.



# Currency

## USD Weakness vs VND



- For importers: The current FX window still favors forward coverage. Locking in volumes earlier in the season may secure more attractive USD-denominated prices before currency moves are fully passed into offers.
- Strategic note: If USD depreciation accelerates while supply remains tight, sellers will likely prioritize markets able to accept quicker price adjustments, reducing flexibility for late, spot-only buyers.



**Jan  
2026**

**VIETNAM  
CASSIA  
EXPORTING  
REPORT**



**PTEXIM CORP**

**PTEXIM RESEARCH**



# Cassia Exports Insight | January 2026

- ✓ **US Market Surge:** United States doubled imports (+92.1%) to 1,504 tons, reflecting strong American consumer demand for Vietnamese cinnamon quality.
- ✓ **Hong Kong Explosion:** Exceptional 2,220% growth indicates Hong Kong's expanding role as re-export hub to mainland China and broader Asia.
- ✓ **Diversified Markets:** Strong performance across Asia (65.3% share), Americas (23.5%), and Europe (8.8%) demonstrates balanced global demand.

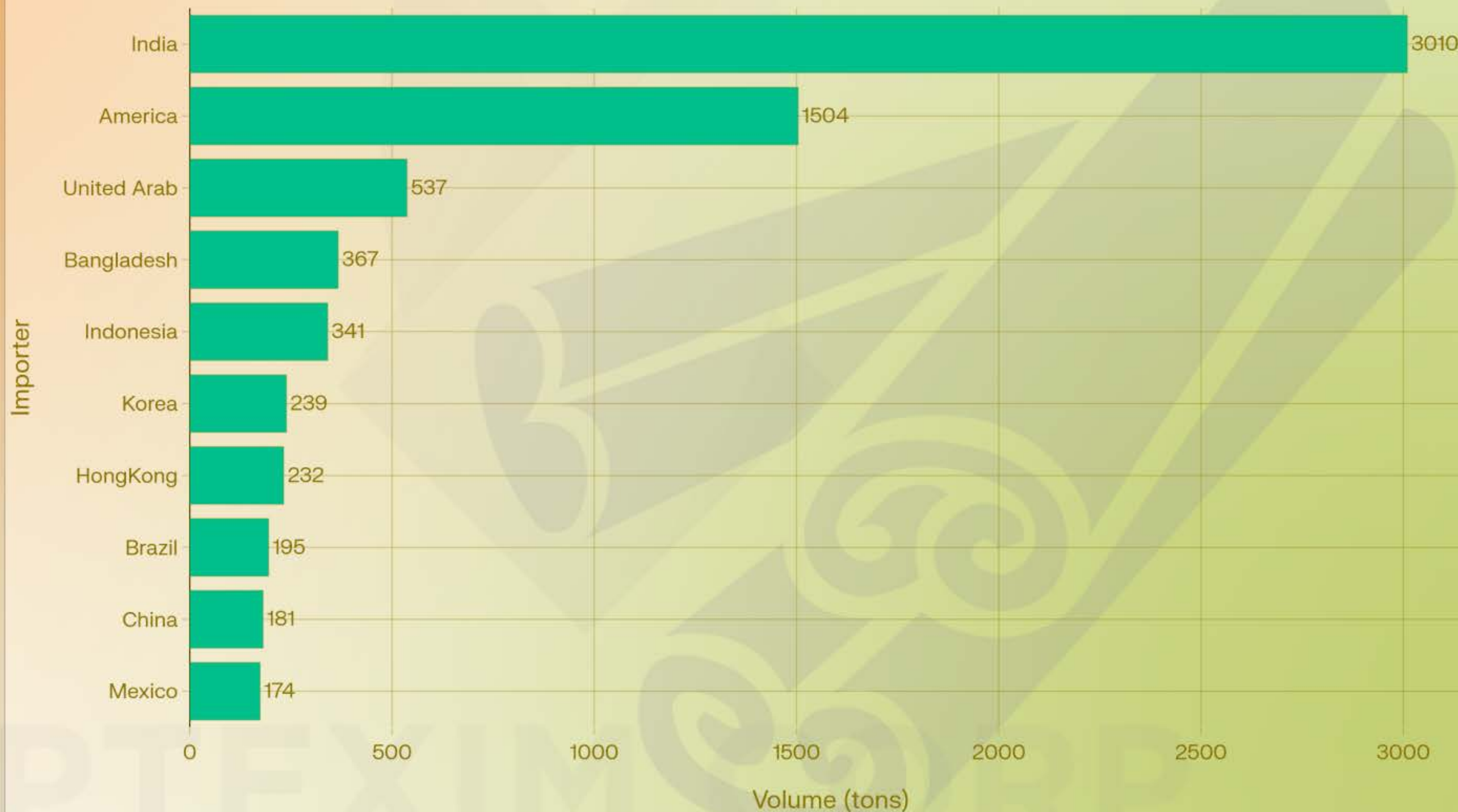


According to preliminary statistics from VPSA, in January 2026, Vietnam exported 8,865 tons of cinnamon, with a total export value of US\$22.4 million. Compared to December 2025, exports decreased by 7.7%, but compared to the same period in January 2025, export volume increased by 21.0%. India and the United States were the two largest export markets, accounting for 34.0% (3,010 tons) and 17.0% (1,504 tons) respectively.



# Cassia Cinnamon Market Analysis - Jan 2026

## Top 10 Cassia Importers India Leads Global Cassia Cinnamon Imports





# Growth Leaders

- **India Dominance:** India remains the largest market with 3,010 tons (34% share), serving as major re-export hub for regional distribution
- **US Market Surge:** United States nearly doubled imports (+92.1%), reaching 1,504 tons, reflecting growing demand for Vietnamese cinnamon
- **Explosive Growth Markets:** Hong Kong (+2,220%), Germany (+1,500%), Mexico (+185.2%) show exceptional expansion opportunities
- **Product Composition:** Ground cinnamon leads with 2,259 tons (25.5%), followed by whole cinnamon at 3,151 tons (35.5%)
- **European Momentum:** Europe shows +71.4% regional growth, led by Turkey (+111.9%), Germany (+1,500%), and Poland (+261.1%)

RANK	MARKET	VOLUME (TONS)	JAN 2025	GROWTH YOY	MARKET SHARE
1	IN India	3,010	2,714	+10.9%	34.0%
2	us United States	1,504	783	+92.1%	17.0%
3	AE United Arab Emirates	537	440	+22.0%	6.1%
4	BD Bangladesh	367	293	+25.3%	4.1%
5	ID Indonesia	341	301	+13.3%	3.8%
6	KR South Korea	239	143	+67.1%	2.7%
7	HK Hong Kong	232	10	+2,220%	2.6%
8	BR Brazil	195	201	-3.0%	2.2%
9	CN China	181	98	+84.7%	2.0%
10	MX Mexico	174	61	+185.2%	2.0%





# GUARANTEED LEAD

## CONTENT

We Can Offer Cassia Products According To European And American Standards With Guaranteed LEAD Content Of 1ppm And 2ppm. COUMARIN 2000ppm Or 3000ppm. Metal Powder As KFDA Standard.

*Please Contact For Further Demand For Cassia Stick / Cassia Split / Cassia Broken / Cassia Powder ...*



**1** PPM



**2** PPM



**10** PPM  
Metal Powder



STANDARD

KFDA





PTEXIM CORP

PTEXIM RESEARCH

# Jan 2026 STAR ANISE EXPORTING REPORT





# STAR ANISE Exports Insight | January 2026

## ⚠ Market Considerations - Star Aniseed

- **Volume Decline:** 22.1% YoY decrease reflects post-holiday seasonal adjustment and India's reduced demand (-30.9%).
- **Market Concentration:** India dominates with 63.1% share; diversification strategy needed to reduce dependency.
- **Emerging Opportunities:** Germany (+1,033%), Thailand (+766.7%), and Hong Kong (+1,400%) show explosive growth potential.
- **2025 Performance:** Full year reached 14,307 tons (+2.2% YoY) with \$58.7M value, demonstrating steady baseline demand.

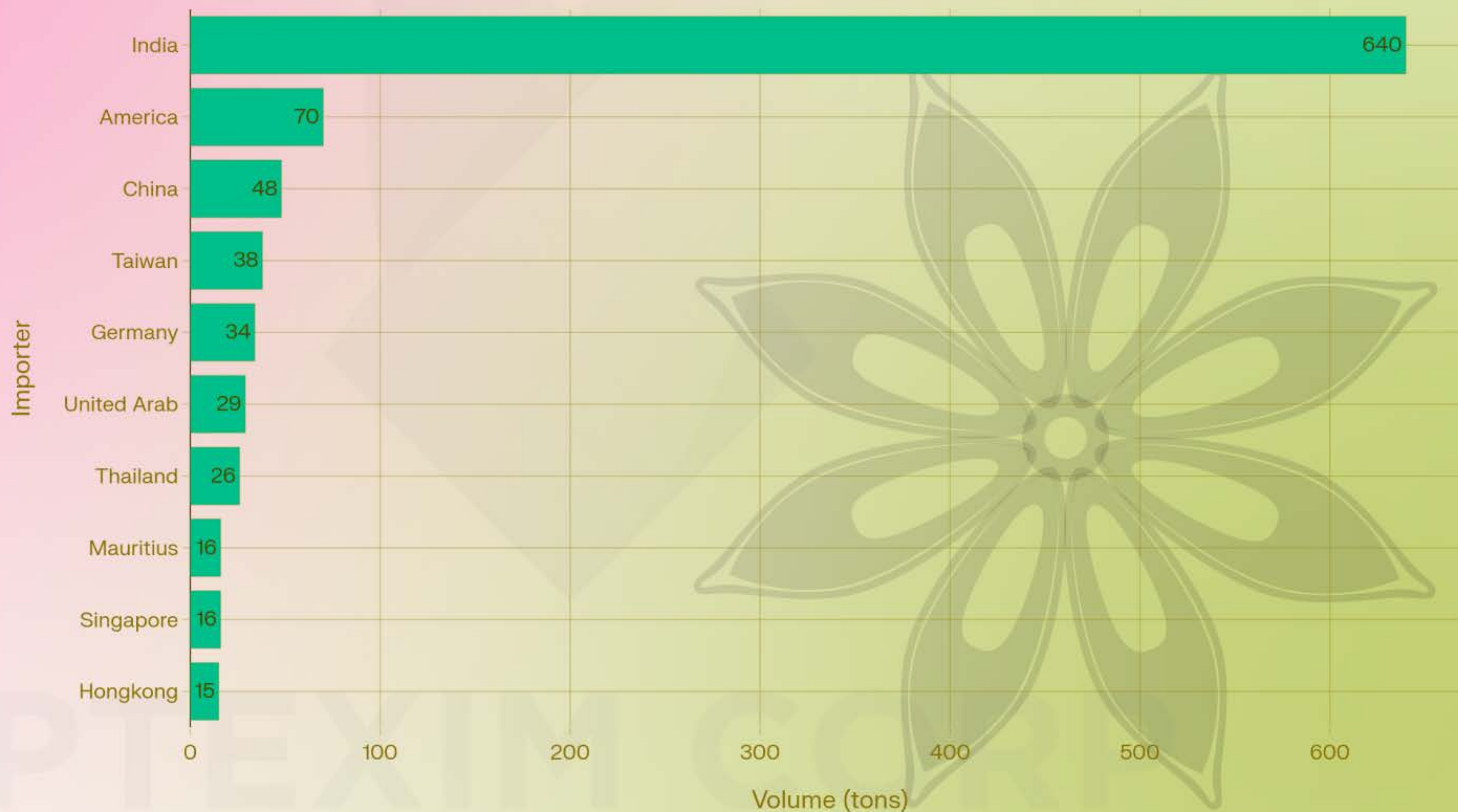


According to preliminary statistics from VPSA, in January 2026, Vietnam exported 1,014 tons of star anise, generating \$4.2 million in revenue. This represents a 23.8% decrease compared to December 2025 and a 22.1% decrease compared to January 2025. Meanwhile, India continues to be the largest export market for Vietnamese star anise, accounting for 63.1% of exports, reaching 640 tons, a decrease of 8.7% compared to the previous month.



**STAR  
ANISE  
Market  
Analysis -  
Jan 2026**

## Top 10 Star Aniseed Importers





# OTHERS SPICES

CINNAMON (CASSIA) / TURMERIC / STAR ANISE / GINGER



## STAR ANISE

We can offer Star anise with premium quality and ensure European standards for Pesticide/ Anthraquinone/ PAH... etc.



## GINGER

Please send us any request for Ginger Sliced/ Polished Ginger Finger/ Ginger Powder...





## TURMERIC

The market **uptrend** and **very limited raw material** offer available. Please contact for further demand for Turmeric Sliced/ Polished Turmeric Finger / Turmeric Powder ...





# WHOLE PEPPER

NQ	☰ ITEM	FOB (USD/MT)	 EU MAINT	 NY/BAL
			PORT	
1	VBP 500 G/L FAQ	\$5.987	\$6.087	\$6.107
2	VBP 550 G/L FAQ	\$6.410	\$6.510	\$6.530
3	VBP 500 G/L Double Spiral Cleaned	\$6.499	\$6.599	\$6.619
4	VBP 550 G/L Double Spiral Cleaned	\$6.617	\$6.717	\$6.737
5	VBP 570 G/L Double ASTA	\$6.735	\$6.835	\$6.855
6	VBP 5MM Jumbo Size	\$6.957	\$7.057	\$7.077
7	White PEPPER 630 G/L DW	\$9.372	\$9.472	\$9.492
8	White PEPPER 630 G/L ASTA	\$9.412	\$9.512	\$9.532



STEAM  
STERILIZED  
PEPPER &  
PESTICIDE  
GUARANTEE  
EU COMPLIANCE

				
	ITEM	FOB (USD/MT)	EU MAINT PORT	NY/BAL
NQ				
1	Steam Sterilized Pepper 500G/L	\$6.778	\$6.878	\$6.898
2	Steam Sterilized Pepper 550G/L	\$7.018	\$7.118	\$7.138
3	Steam Sterilized Pepper 570G/L	\$7.138	\$7.238	\$7.258
4	Steam Sterilized Pepper 5MM	\$7.259	\$7.359	\$7.379
5	Steam Sterilized White Pepper 630G/L	\$9.950	\$10.050	\$10.070

STEAM STERILIZED PEPPER – EU COMPLIANCE

6	Steam Sterilized Pepper 500G/L	\$6.958	\$7.058	\$7.078
7	Steam Sterilized Pepper 550G/L	\$7.198	\$7.298	\$7.318
8	Steam Sterilized Pepper 570G/L	\$7.318	\$7.418	\$7.438
9	Steam Sterilized Pepper 5MM	\$7.439	\$7.539	\$7.559
10	Steam Sterilized White Pepper 630G/L	\$10.130	\$10.230	\$10.250



# PEPPER POWDER PESTICIDE GUARANTEE



## GROUND STEAM STERILIZED BLACK PEPPER



1	- Half Cracked HTST black peppe 6 -> 8#;	\$7.822
2	- Granulate HTST black pepper 8 -> 12#;	\$7.750
4	- Table HTST black pepper 18 -> 28# ;	\$7.678
5	- Fine HTST black pepper 30 -> 34# ;	\$7.678
6	- Ground HTST black pepper 40 -> 100# ;	\$7.460

## GROUND STEAM STERILIZED WHITE PEPPER

7	Ground HTST white pepper 40 > 100# ;	\$10.660
---	--------------------------------------	----------



# Organic Black Pepper



NQ	ITEM	FOB (USD/MT)	EU MAINT PORT	NY/BAL
1	Organic Steam Sterilized Pepper 550G/L	\$9 . 123	\$9 . 223	\$9 . 243
2	Organic Steam Sterilized Pepper 570G/L	\$9 . 279	\$9 . 379	\$9 . 399
3	Organic Steam Sterilized White Pepper 630G/L	\$13 . 168	\$13 . 268	\$13 . 288



# CASSIA (CINNAMON)



NQ	ITEM	FOB	NOTE
1	WHOLE CASSIA;	\$2.753	>4% VO
2	CASSIA SPLIT;	\$2.421	>3.5% VO
3	CASSIA BROKEN MACHINE CLEANED 2% VO;	\$1.875	>2% VO
4	CASSIA BROKEN MACHINE CLEANED 2.5% VO;	\$2.153	>2.5% VO
5	CASSIA BROKEN MACHINE CLEANED 3% VO;	\$2.390	>3% VO
6	CASSIA BROKEN MACHINE CLEANED 3.5% VO;	\$2.588	>3.5% VO
7	CASSIA BROKEN MACHINE CLEANED 4% VO;	\$2.866	>4% VO
8	CASSIA STICK ROLLED 90%;	\$4.364	>4% VO
9	CASSIA LONG STICK	\$4.166	>4% VO
10	CASSIA POWDER 1 - 1.5% VO;	\$1.479	1-1.5% VO
11	CASSIA POWDER 2% VO;	\$1.994	2% VO
12	CASSIA POWDER 2.5% VO;	\$2.192	2.5% VO
13	CASSIA POWDER 3% VO;	\$2.549	3% VO



# CASSIA ( CINNAMON) GUARANTEE LEAD & METAL POWDER



ITEM	FOB	NOTE
CASSIA POWDER 2.5% VO	\$2.453	2.5% VO
CASSIA POWDER 3% VO	\$2.849	3% VO
CASSIA BROKEN MACHINE CLEANED 2.5% VO	\$2.353	2.5% VO
CASSIA BROKEN MACHINE CLEANED 3% VO	\$2.590	3% VO



10 ppm ↓

METAL POWDER



# CASSIA ( CINNAMON) GUARANTEE COUMARIN

ITEM	FOB	NOTE
CASSIA POWDER 2.5% VO	\$2.292	2.5% VO
CASSIA POWDER 3% VO	\$2.649	3% VO
CASSIA BROKEN MACHINE CLEANED 2.5% VO	\$2.253	2.5% VO
CASSIA BROKEN MACHINE CLEANED 3% VO	\$2.490	3% VO

↓

1-2 ppm

LEAD CONTENT

 ↓

2000-3000 ppm



COUMARIN CONTENT




EU & US STANDARDS





# CASSIA (CINNAMON) & STAR ANISE

NO	 ITEM	 FOB	NOTE
1	CASSIA POWDER STEAM STERILIZED 2.5% VO;	\$2.732	2.5% VO
2	CASSIA POWDER STEAM STERILIZED 3% VO;	\$3.125	3% VO
3	CASSIA BROKEN STEAM STERILIZED 2.5% VO;	\$2.838	2.5% VO
4	CASSIA BROKEN STEAM STERILIZED 3% VO;	\$3.048	3% VO



## STAR ANISE

NO	 ITEM	 FOB	NOTE
1	STAR ANISE SPRING CROP	\$6.575	2.0cm, 80% up
2	STAR ANISE AUTUMN CROP;	\$6.972	2.5cm, 80% up
3	STAR ANISE SUNDRIED EU COMPLIANCE;	\$7.272	2.5cm, 80% up



# TURMERIC GINGER



## TURMERIC

NO	ITEM	FOB
1	TURMERIC FINGER;	\$2.005
2	POLISHED TURMERIC FINGER;	\$2.084
3	TURMERIC POWDER;	\$1.767
4	TURMERIC SLICE SUN DRIED;	\$1.569
5	WASHED TURMERIC SLICE SUN DRIED;	\$1.767
6	TURMERIC SLICE MACHINE DRIED;	\$2.203

## GINGER

NO	ITEM	FOB
1	GINGER POWDER	\$3.074
2	GINGER SLICED	\$3.668
3	POLISHED GINGER FINGER	\$3.272



# Organic Cassia



6	ORGANIC WHOLE CASSIA;	\$3.353
7	ORGANIC CASSIA SPLIT;	\$3.021
8	ORGANIC CASSIA BROKEN MACHINE CLEANED 3.5% VO;	\$3.188
9	ORGANIC CASSIA STICK ROLLED 90%;	\$4.964
10	ORGANIC CASSIA POWDER STEAM STERILIZED 3% VO;	\$3.648





# OTHER HERBS & SPICES

NO	Product List	PTEXIM OFFER (\$/MT)
1	TURMERIC WHOLE (DOUBLE POLISH) FAQ	\$2,350
2	TURMERIC POWDER 2% CURCUMIN	\$2,260
3	TURMERIC POWDER 2.5% CURCUMIN	\$2,310
4	TURMERIC POWDER 3% CURCUMIN	\$2,625
5	CHILLI WHOLE S4 WITH STEM	\$2,525
6	CHILLI WHOLE S4 STEMLESS	\$3,100
7	CHILLI WHOLE S17 WITH STEM	\$2,325
8	CHILLI WHOLE S17 STEMLESS	\$2,950
9	CHILLI WHOLE S18 WITH STEM	\$2,150
10	CHILLI WHOLE S18 STEMLESS	\$2,750
11	CHILLI POWDER 100 ASTA (30-40000 SHU)	\$2,675
12	CHILLI POWDER 100 ASTA (50-60000 SHU)	\$2,775
13	CHILLI CRUSHED 20 TO 30000 SHU	\$3,265
14	CHILLI CRUSHED 30 TO 40000 SHU	\$3,095
15	CORIANDER SEEDS EAGLE SORTEX	\$1,700
16	CORIANDER POWDER	\$1,675
17	CUMIN SEEDS SORTEX	\$3,250
18	CUMIN POWDER 2% VO	\$3,000
19	FENNEL SEEDS SINGAPORE SORTEX	\$1,450
20	FENNEL SEEDS EUROPE SORTEX	\$1,925
21	FENNEL SEEDS GREEN SORTEX	\$2,350
22	FENNEL POWDER	\$1,600
23	FENUGREEK (METHI SEEDS)	\$1,025
24	FENUGREEK (METHI) POWDER	\$1,095





 **Hien, Nguyen Vu**  
**General Director**

 **spices@ptexim.com.vn**

 **+84 90 22222 95**

 43 Street 17, Quarter 5, Binh Trung Ward, Ho Chi Minh City, Vietnam

## PTEXIM CERTIFICATE



### SUSTAINABLE PROGRAMME

Pepper  
Cassia  
Star Anise  
Ginger  
Turmeric



## PTEXIM FACTORY



**1. WHOLE SPICES FACTORY** (Daklak Province, VN)



**2. FOOD FACTORY** (Ngai Giao Commune, HCMC, VN)



**3. CASSIA & STAR ANISE FACTORY** (Xuan Ai Commune, Lao Cai Province, VN)

# Monthly Report

Jan

**Black Pepper, Cassia Cinnamon,  
Star Aniseed, Ginger**