

# Monthly Report

## May

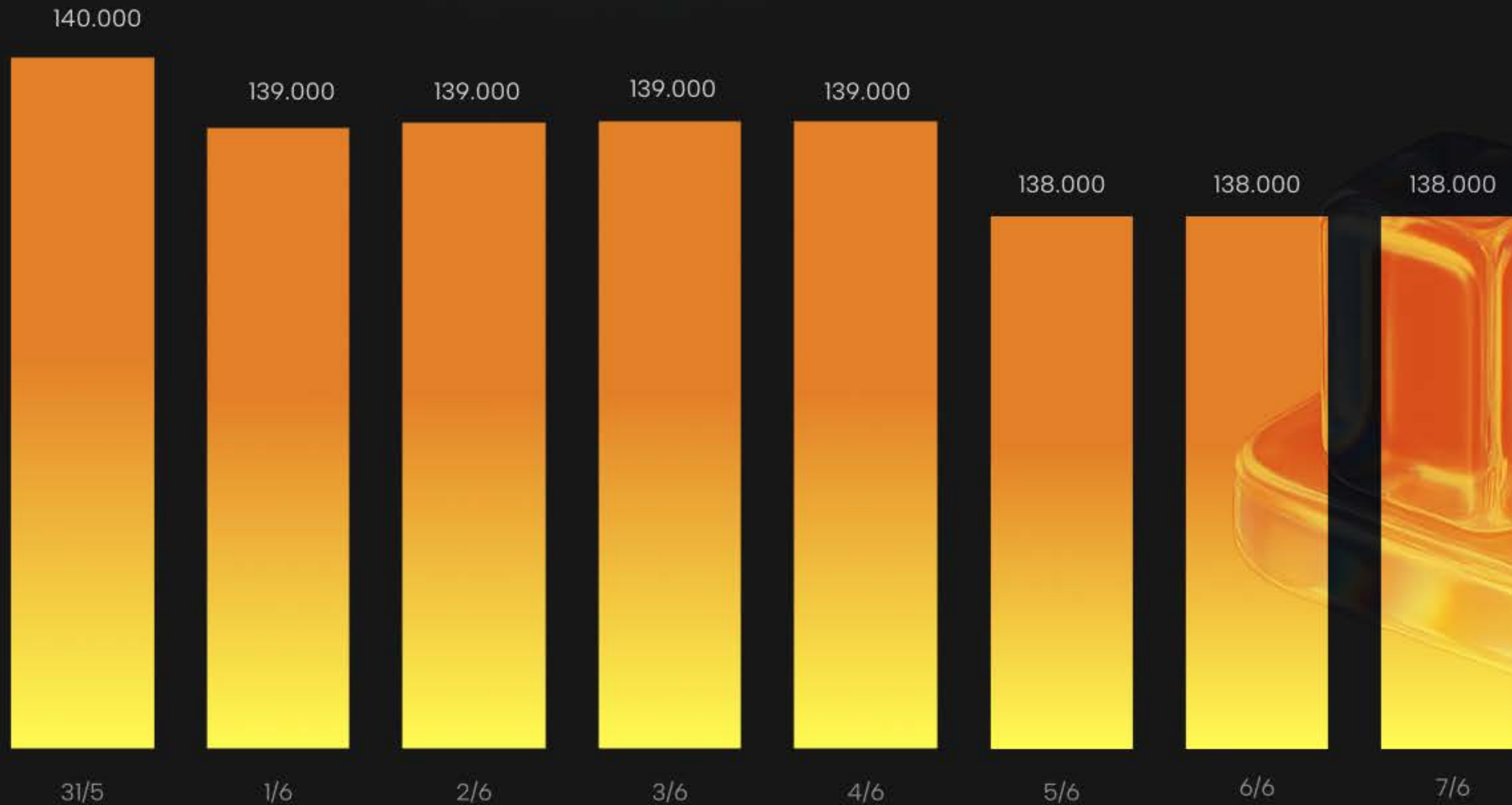
Black Pepper, Cassia Cinnamon, Star Aniseed, Ginger



# Week 23

## Insights

-1.42%



### Insight

- Pepper prices fell last week from 140,000 VND to 138,000 VND, a decrease of 1.42%.
- Demand remains quite sluggish in many different markets.

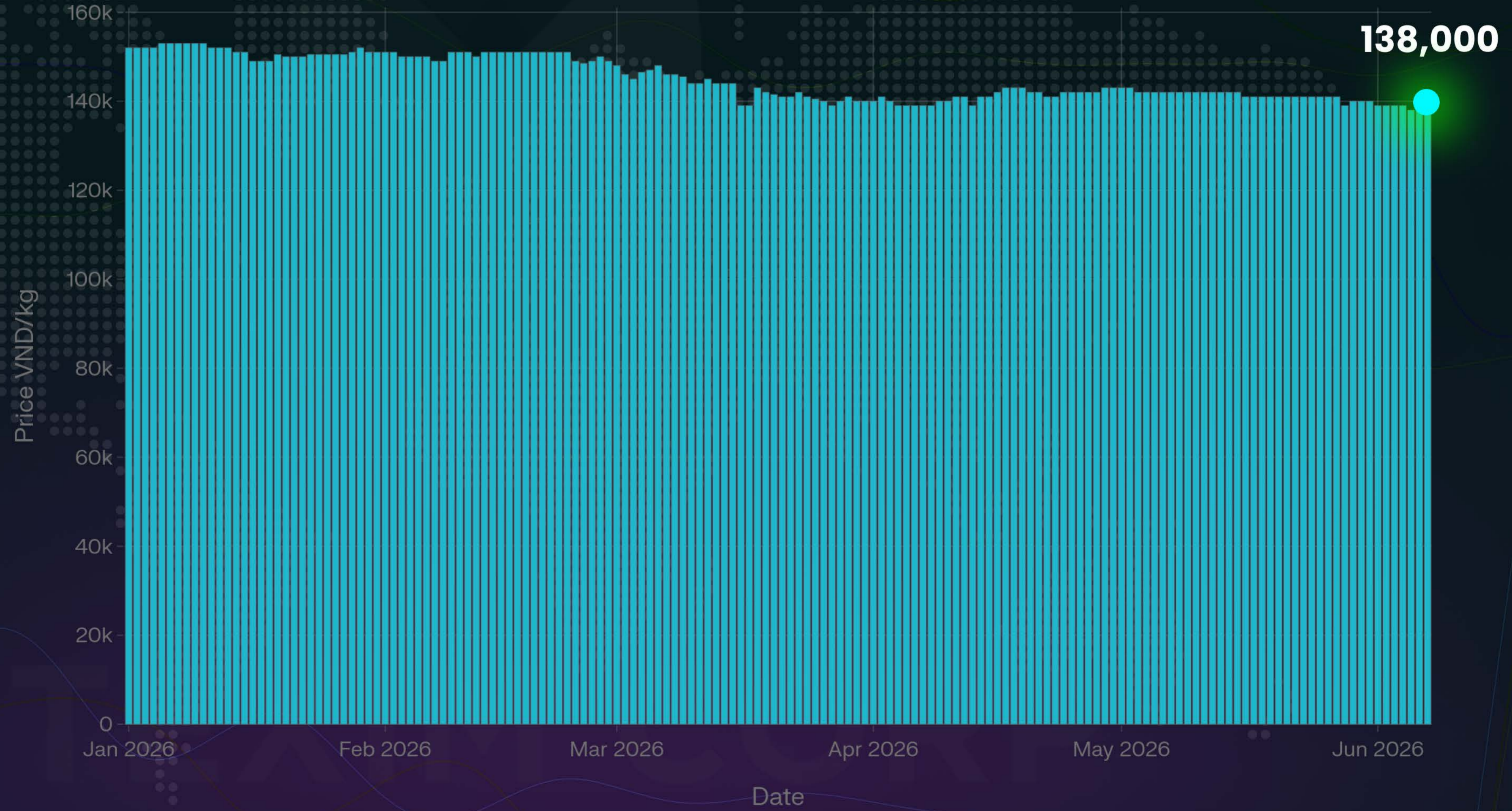
# 2026

FROM Jan 2026 - 7 June 2026

-9.2%

## Vietnam Black Pepper Price Chart

VND/kg



The price of pepper has decreased from 152,000 VND on January 1, 2026, to 138.000 VND on June 7th, 2026, down 9.2%.

# May 2026 - Export Highlights



**VOLUME EXPORTED**

**25,180 Tons**

Total Black Pepper Exported

vs. APRIL 2026

**▼ -18.9%**

Decrease in Volume

vs. MAY 2025

**▼ -4.8%**

Decrease in Volume



**EXPORT REVENUE**

**US\$ 166.2 MILLION**

Total Revenue Generated

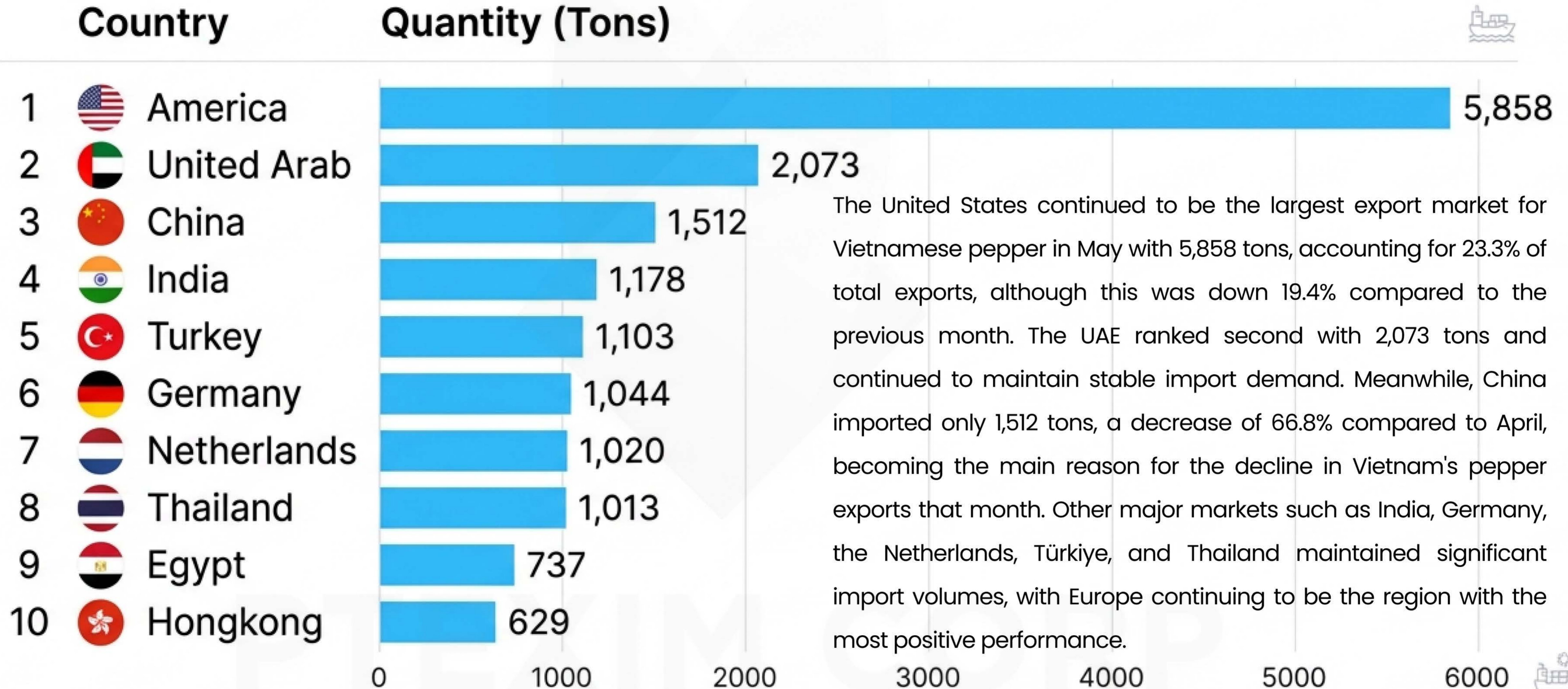
vs. APRIL 2026

**▼ -13.9%**

Decrease in Value

In May 2026, Vietnam exported 25,180 tons of pepper, generating revenue of US\$166.2 million, a decrease of 18.9% in volume and 13.9% in value compared to April 2026, and a decrease of 4.8% in volume compared to the same period in 2025.


# Top 10 Export Markets for Vietnam Pepper - May 2026



The United States continued to be the largest export market for Vietnamese pepper in May with 5,858 tons, accounting for 23.3% of total exports, although this was down 19.4% compared to the previous month. The UAE ranked second with 2,073 tons and continued to maintain stable import demand. Meanwhile, China imported only 1,512 tons, a decrease of 66.8% compared to April, becoming the main reason for the decline in Vietnam's pepper exports that month. Other major markets such as India, Germany, the Netherlands, Türkiye, and Thailand maintained significant import volumes, with Europe continuing to be the region with the most positive performance.

# Volatile Monthly Flows

May exports fell -18.9% from April, a sharp single-month drop, raising concerns about demand sustainability or supply accumulation.



**-18.9%**

Compared  
April 2026

# Momentum Inflection: The May 2026 Contraction

## The Macro Trend (YTD)



**+21.7% YTD Export Growth**

Five months of sustained expansion.

## The Micro Anomaly (May 2026)



**-18.9% MoM Export Decline**

Total: 25,180 Tons, down -4.8% YoY.



**Asia Collapse: -26.8% MoM.**  
(Specifically, China dropped -66.8% MoM down to just 1,512 Tons).



**Americas Cooling: -15.2% MoM.**



**Europe Resilient:** The only region to hold positive momentum (+5.4% MoM).

While YTD macro numbers show explosive growth, May data reveals a severe, immediate bottleneck in Asian demand—specifically a sudden Chinese purchasing freeze.

# 5 Months 2026 Black Pepper Exports Insight

In the first five months of 2026, Vietnam exported 122,583 tons of pepper, generating revenue of US\$789.2 million, representing a 21.7% increase in volume and a 13.9% increase in value compared to the same period in 2025. This growth was mainly due to a strong increase in exports during the first and early second quarters, as import demand in many major markets improved amidst limited global pepper supply. Although exports in May showed a downward trend compared to the previous month, the cumulative results for the first five months still indicate that Vietnam's pepper exports maintained a fairly positive growth momentum.

**122,583** MT

**Export**

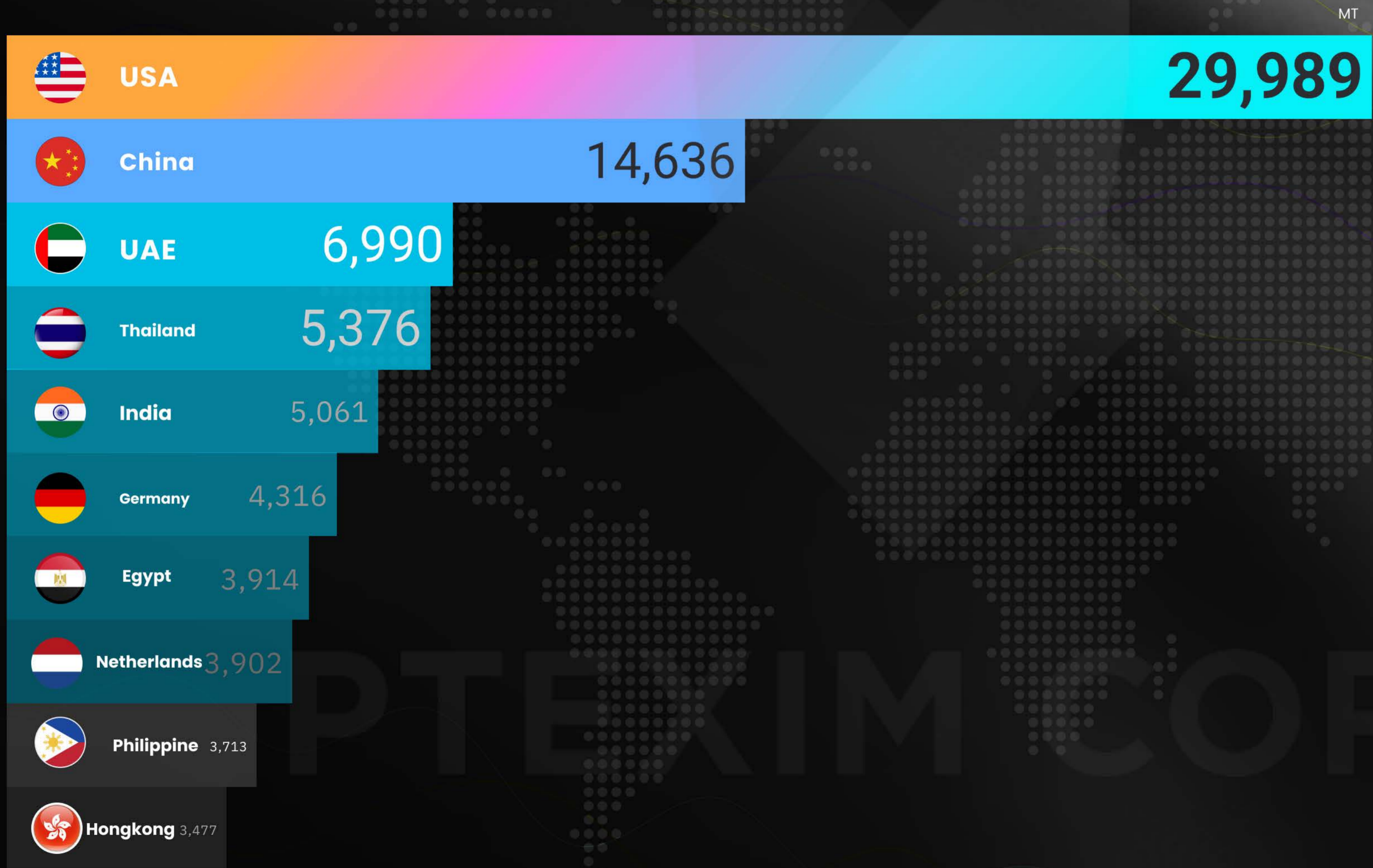


**\$789.2** M

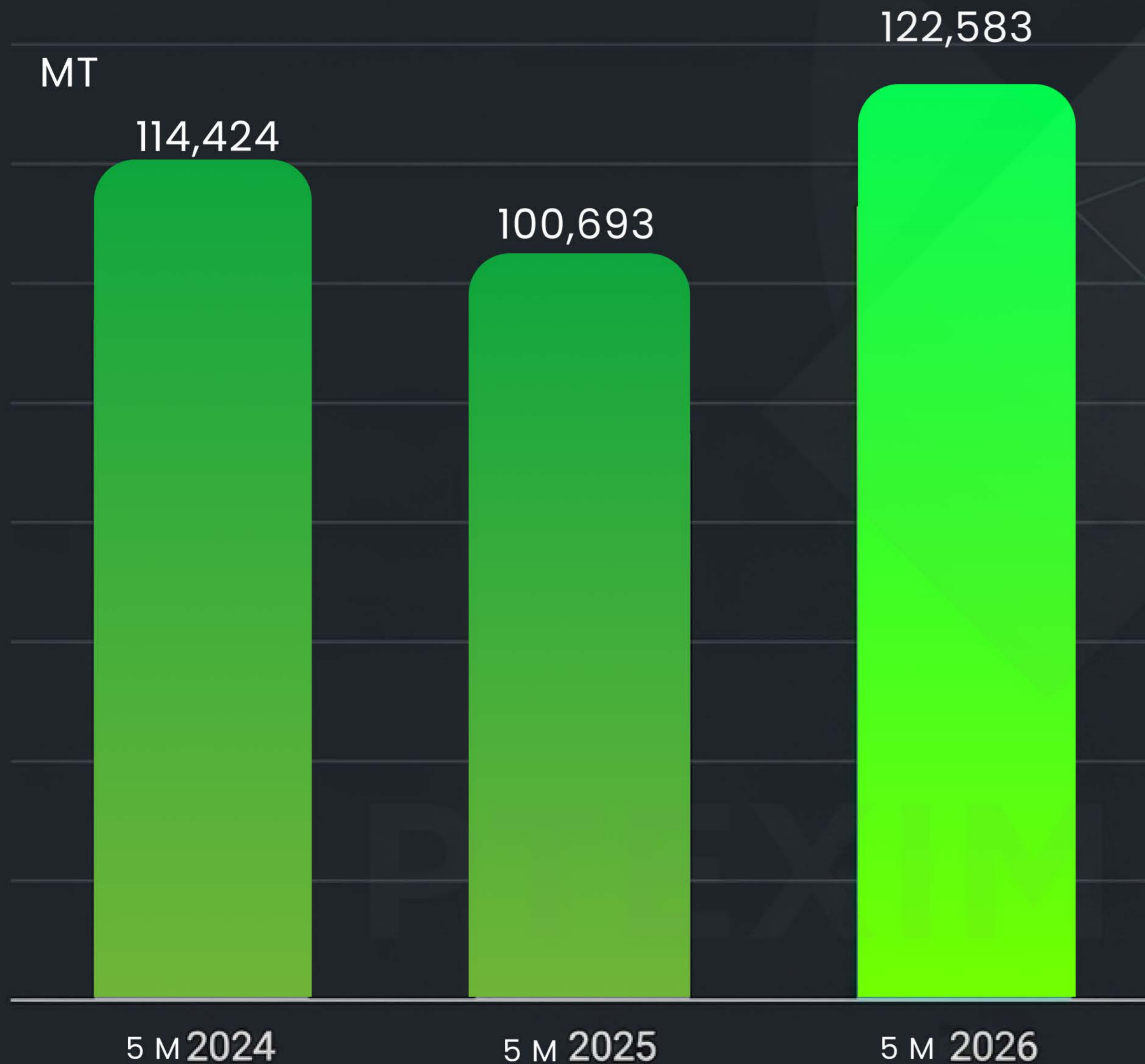
**Turnover**



# TOP 10 EXPORT MARKETS | 5 Months 2026



# 5 Months Period | 2024-2026 Black Pepper Exports Insight



Growth rate: Compared to the same period in 2025, export volume increased sharply by 21.7% and export value increased by 13.9%. This confirms the clear recovery of export activities right from the beginning of the year.

# Export Anomalies: YTD Growth Outliers & Contractions

 **The Anchor – US**

 **29,989 Tons**  
(+30.2% YoY) |  
24.5% Global Share


Remains the single largest destination market, maintaining strong double-digit growth.

 **The Surge – China**

 **14,636 Tons**  
(+145.4% YoY) |  
11.9% Global Share

Triple-digit YTD explosion, rapidly expanding Asian market share.

 **The Contraction – Germany**

 **4,316 Tons**  
(-30.7% YoY)

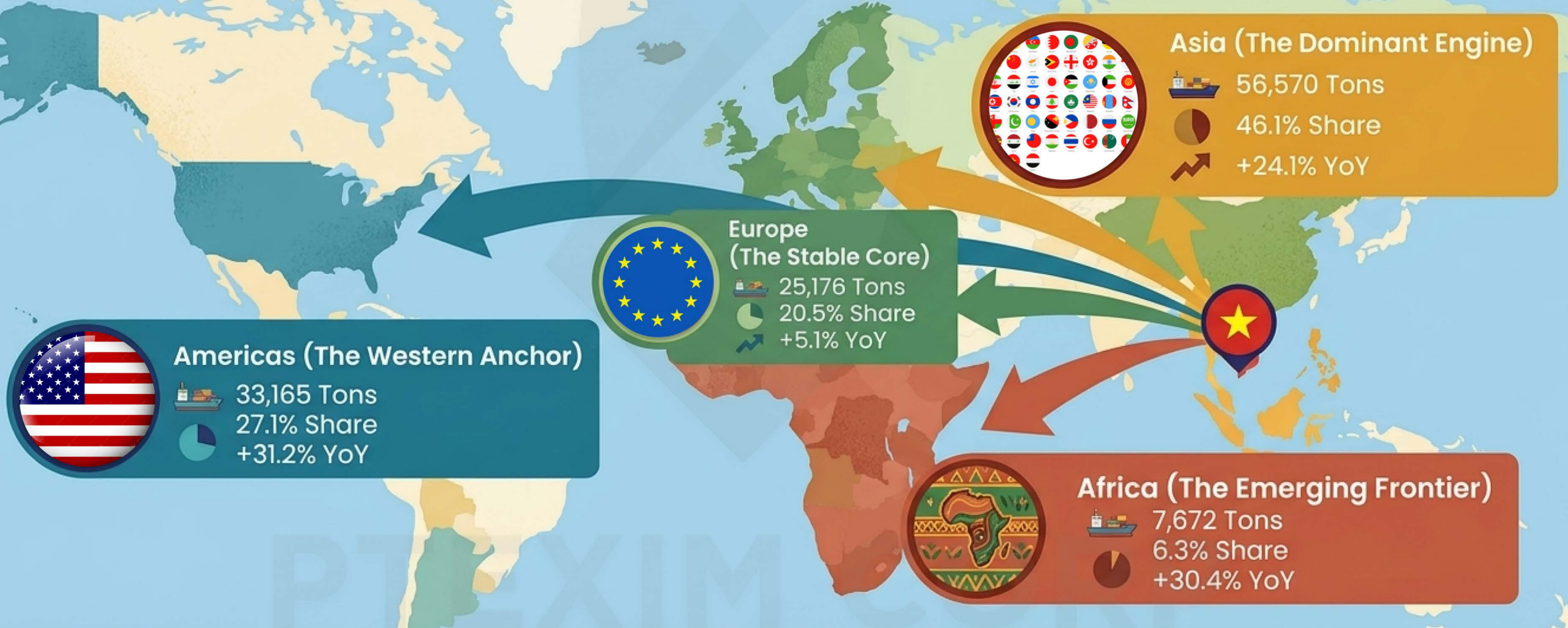
Significant volume drop in the primary European hub, contrasting sharply with Netherlands (+51.6%). 

 **The Secondary Surge – Thailand**

 **5,376 Tons**  
(+133.8% YoY)

Emergent Southeast Asian demand spike.

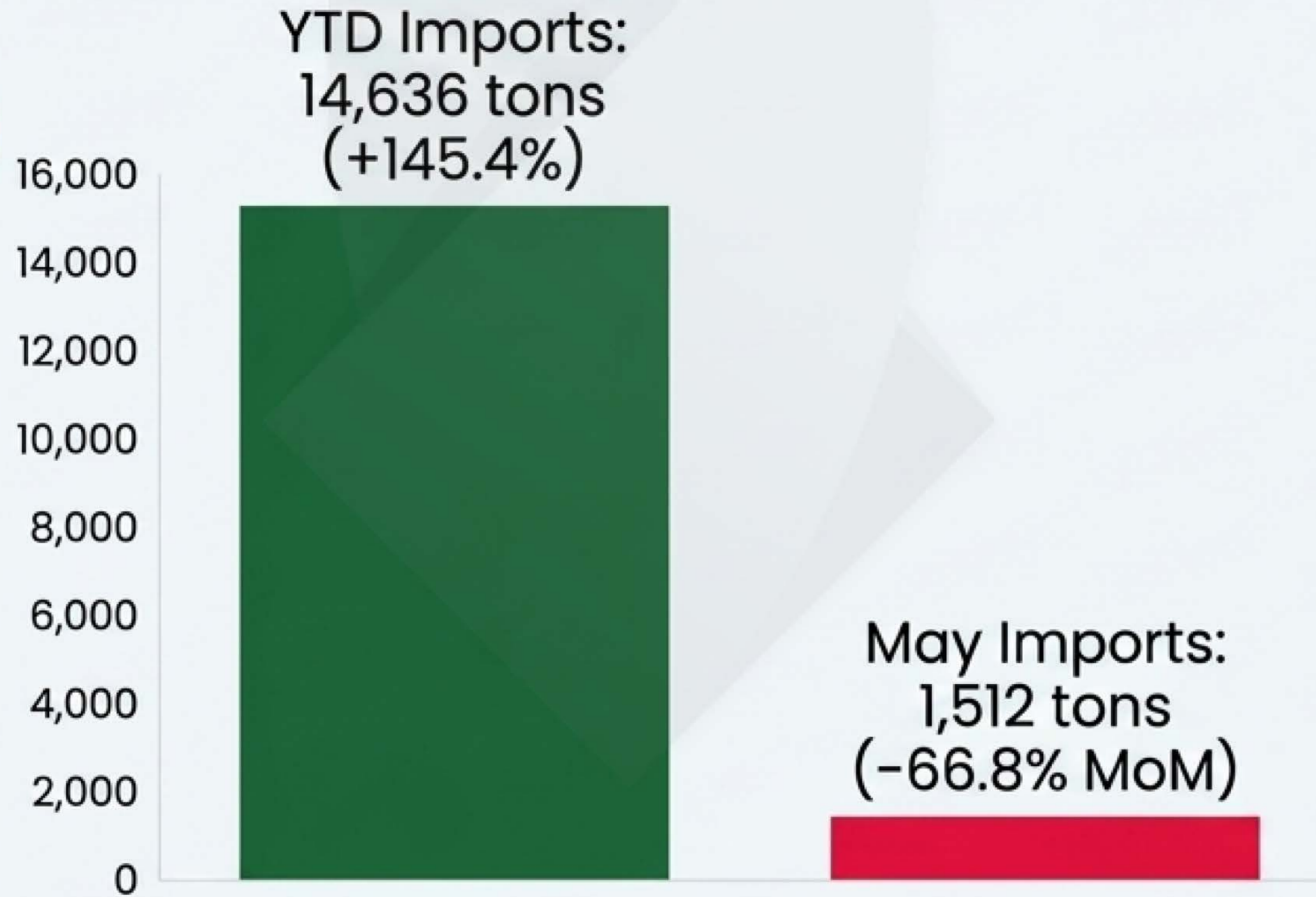
# Outbound Footprint: Shifting Continental Demand



**Key Insight:** Asia and the Americas command **73%** of total outbound volume, driving the aggregate **21.7%** YTD export growth.

# Volatility in the Chinese Market

- China drove massive YTD growth, importing 14,636 tons.
- However, May volumes crashed to just 1,512 tons.



China represents the ultimate 'boom and bust' commodity buyer in 2026.



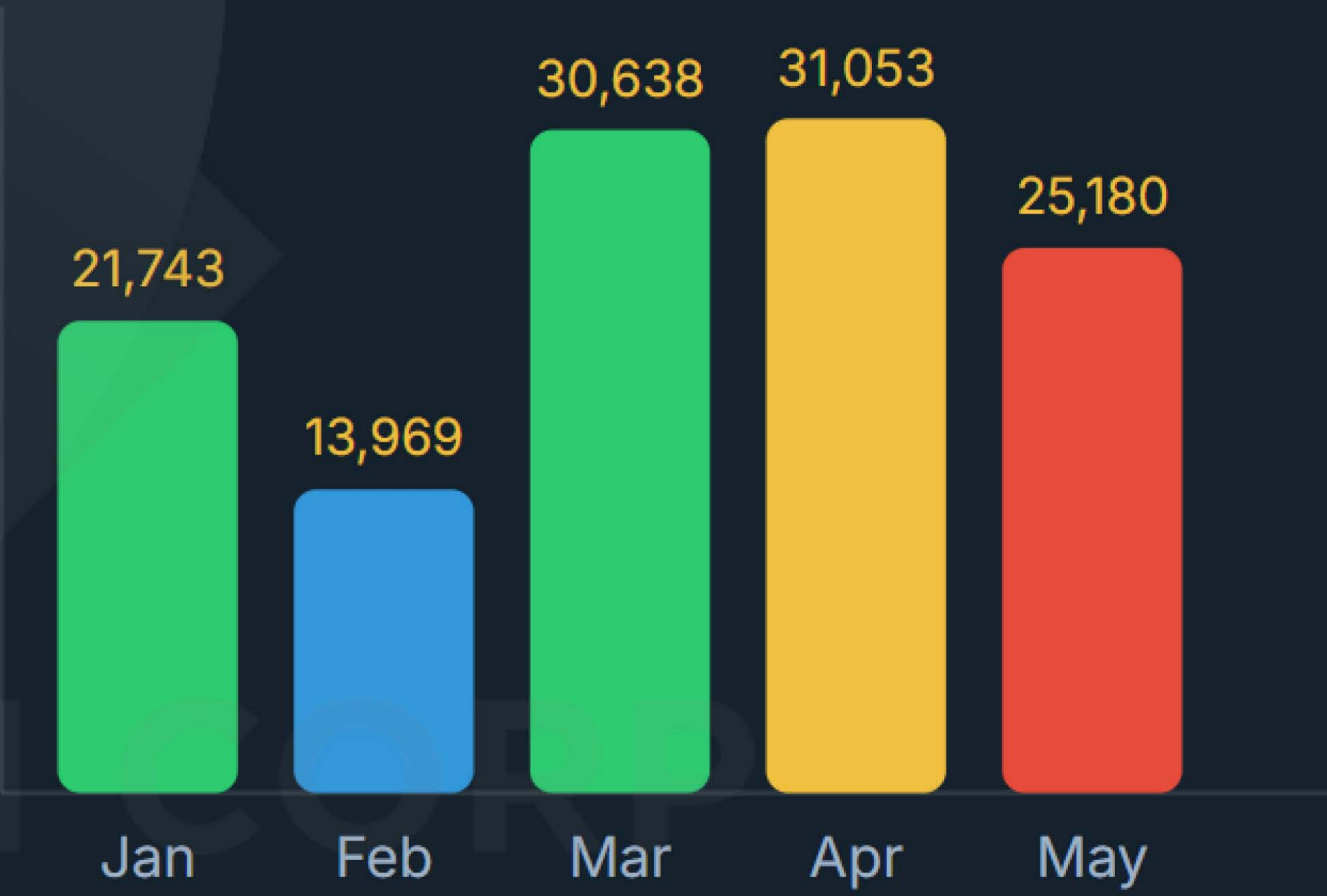
- This 66.8% MoM drop created sudden excess inventory in Vietnam.
- Over-allocating to China exposes exporters to extreme demand whiplash.

**The Chinese market exemplifies the danger of relying on high-volume, low-commitment Buyer.**

# The Challenge: Volatile Monthly Flows



- May exports fell -18.9% from April — a sharp single-month drop, raising concerns about demand sustainability or supply accumulation.
- Key market China dropped -41.7% YoY in May (from 2,592 t to 1,512 t), a worrying decline in the #2 Asian destination.
- India (historically Vietnam's #1 Asian buyer) declined -29.0% YoY in May, showing competitive pressure from local supply.
- Several African markets contracted: Egypt down -27.1%, South Africa -24.9% in May vs. May 2025.
- While Jan–May totals are positive, the monthly deceleration signals the need for diversification and proactive pipeline management.



# TOP 5 EXPORT MARKETS

## 5 Months 2026



# USA



In terms of markets, the United States continues to be the largest export market for Vietnamese pepper with 29,989 tons, accounting for 24.5% of total exports and increasing by 30.2% compared to the same period last year. This continues to be the largest contributor to the industry's export growth in the first five months of the year.

# TOP 5 EXPORT MARKETS

## 5 Months 2026



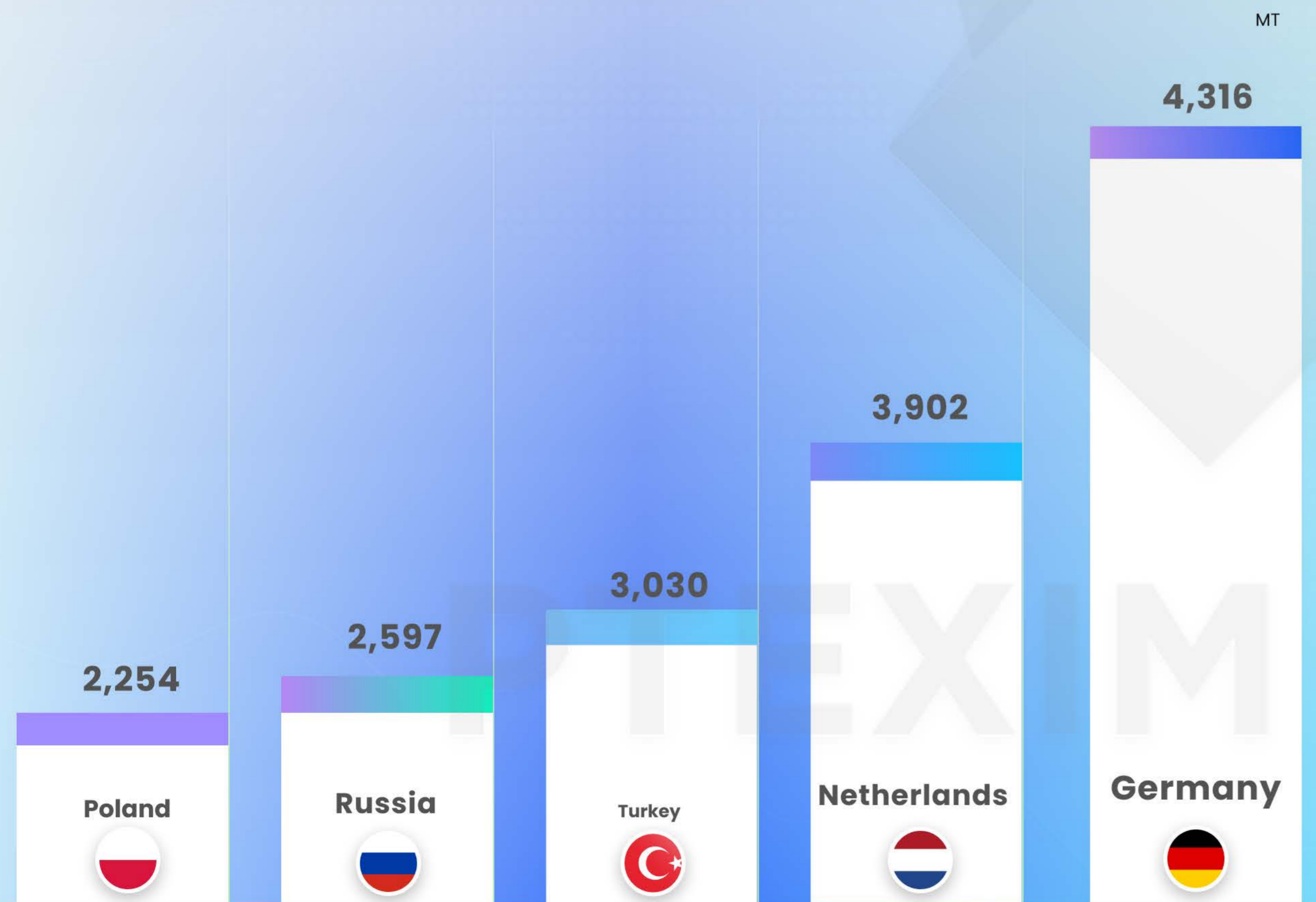
# ASIA



Asia continues to be the largest export region with 56,570 tons, accounting for 46.1% of total exports and increasing by 24.1% compared to the same period in 2025. Within this region, China stands out with imports of 14,636 tons, a significant increase of 145.4%, becoming the second largest market for Vietnamese pepper. Conversely, exports to the UAE remained almost unchanged compared to the same period, Thailand also saw a surge in imports reaching 5,376 tons, up 133.8%, while India experienced a significant decrease of 33.3% to 5,061 tons.

# TOP 5 EXPORT MARKETS

## 5 Months 2026



# EUROPE

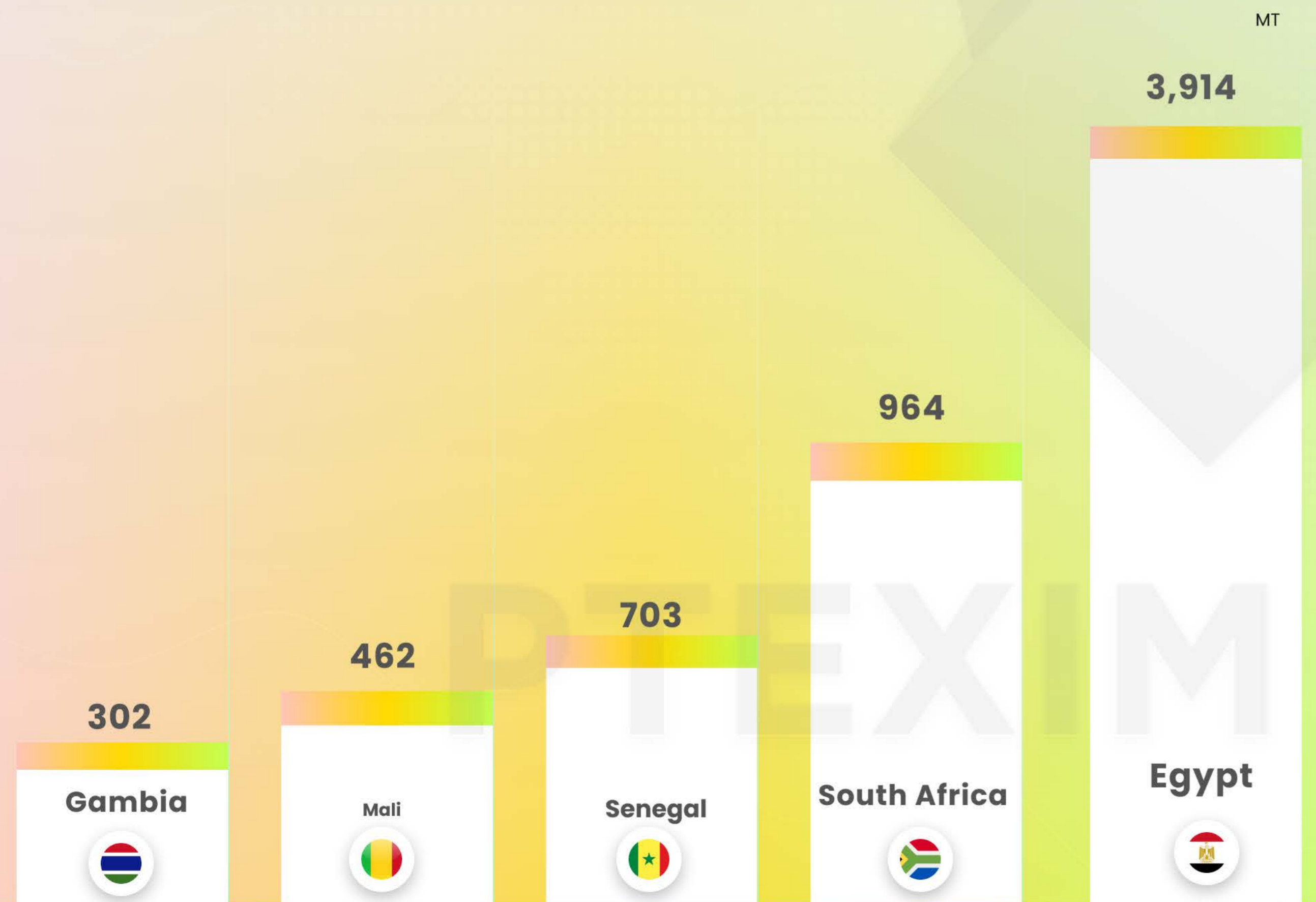


In Europe, exports reached 25,176 tons, a 5.1% increase compared to the same period last year. Of this, the Netherlands saw a strong increase of 51.6%, reaching 3,902 tons, reflecting more positive import and transit demand, while Germany experienced a 30.7% decrease compared to the previous year, reaching 4,316 tons.


# TOP 5 EXPORT MARKETS

## 5 Months 2026

# AFRICA



Exports to Africa reached 7,672 tons, an increase of 30.4% compared to the same period in 2025, with Egypt accounting for 3,914 tons, a strong increase of 57.8%.



BLACK PEPPER

IMPORT

DYNAMICS

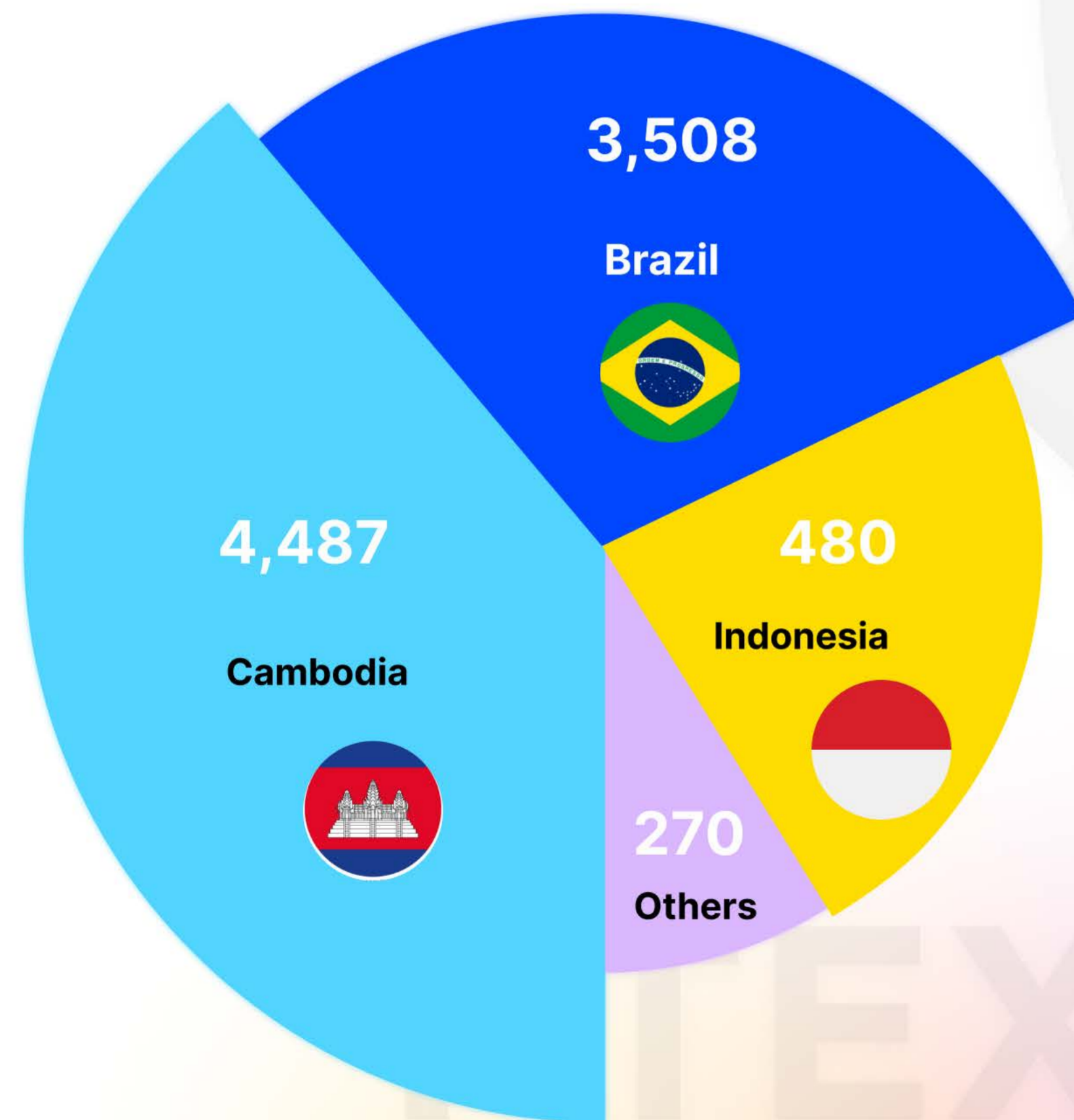
TO VIETNAM

# SOURCES **IMPORT**

## MAY 2026

**Black pepper  
Import**

**8,140** MT



In May 2026, Vietnam imported 8,745 tons of black pepper, worth US\$49.8 million, an increase of 7.4% in volume and 6.0% in value compared to April 2026, and a 22.2% increase in volume compared to the same period in May 2025. The continued increase in imports indicates that the demand for raw materials for processing and re-export by businesses remains high. Cambodia continued to be the largest supplier with 4,487 tons, accounting for 51.3% of total imports, a sharp increase of 61.8% compared to the same period last year. Brazil ranked second with 3,508 tons, accounting for 40.1%, an increase of 18.4% compared to the previous month and a 5.9% increase compared to the same period last year. Meanwhile, imports from Indonesia reached 480 tons, a strong increase compared to the previous month but still significantly lower than the same period in 2025.

## Black pepper Import

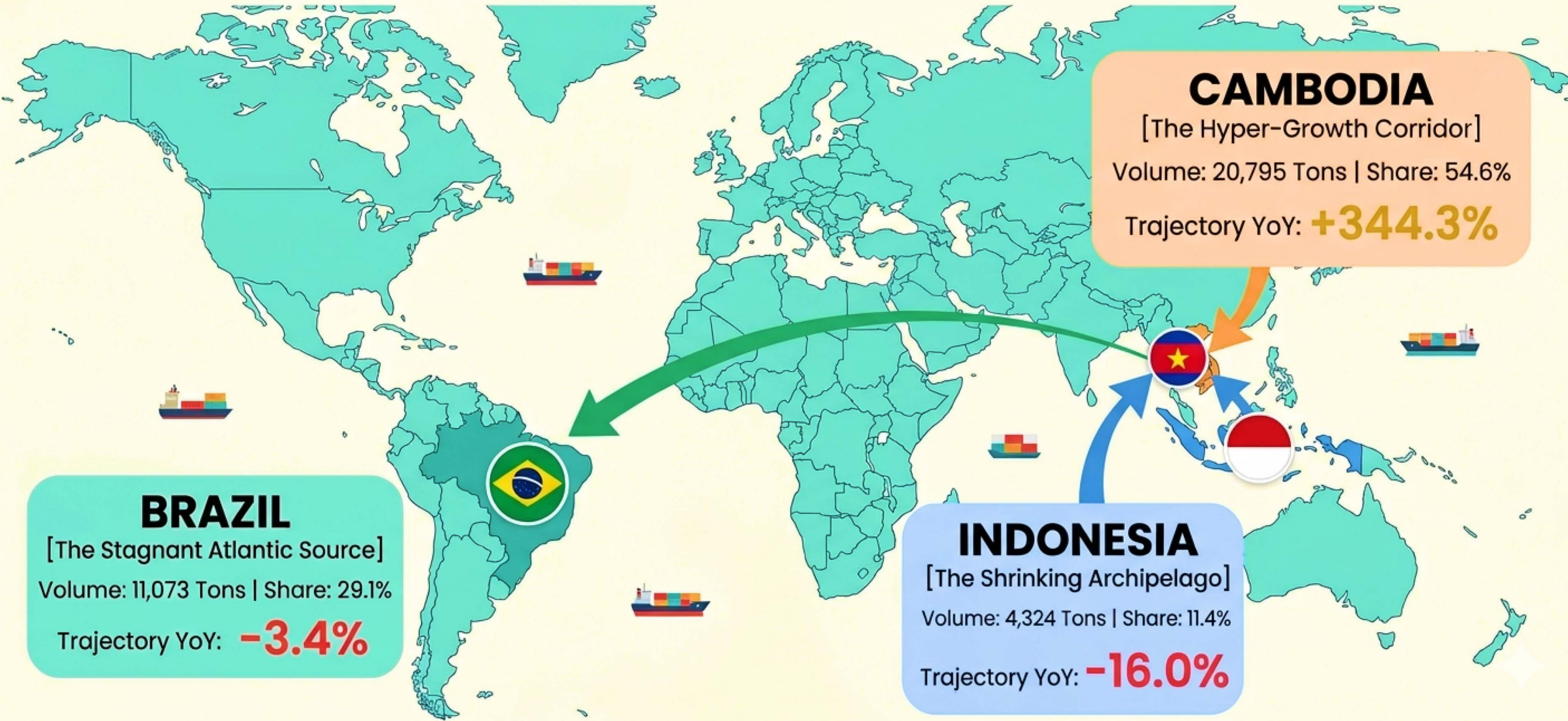
**38,086** MT

# SOURCES IMPORT 5 MONTHS 2026

In the first five months of 2026, Vietnam imported 38,086 tons of pepper, worth US\$217.8 million, a sharp increase of 69.0% in volume and 59.9% in value compared to the same period in 2025. This increase reflects the continued growth in demand for raw materials for processing and re-export, while Vietnam's pepper exports remain high, and also affirms Vietnam's role as a leading global pepper processing and trading center.

Regarding supply sources, Cambodia remains the largest supplier to Vietnam with 20,795 tons, accounting for 54.6% of total imports and a significant increase of 344.3% compared to the same period last year. Brazil ranks second with 11,073 tons, accounting for 29.1% of total imports. Although still the most important source of supply outside of Southeast Asia, imports from Brazil decreased slightly by 3.4% compared to the same period in 2025. Meanwhile, imports from Indonesia reached 4,324 tons, accounting for 11.4% of total imports but down 16.0% compared to the previous year.

# VIETNAM IMPORT MARKET: GLOBAL SOURCES



## CAMBODIA

[The Hyper-Growth Corridor]

Volume: 20,795 Tons | Share: 54.6%

Trajectory YoY: **+344.3%**

## BRAZIL

[The Stagnant Atlantic Source]

Volume: 11,073 Tons | Share: 29.1%

Trajectory YoY: **-3.4%**

## INDONESIA

[The Shrinking Archipelago]

Volume: 4,324 Tons | Share: 11.4%

Trajectory YoY: **-16.0%**

# FACTORS AFFECTING THE VIETNAMESE PEPPER EXPORT MARKET



**CLIMATE CHANGE & WEATHER PATTERNS**



**AGRICULTURAL PRACTICES & QUALITY CONTROL**



**SUPPLY CHAIN LOGISTICS & TRANSPORT**



**CURRENCY EXCHANGE RATES & PRICING**



**GLOBAL DEMAND & COMPETITION**



**EXPORT REGULATIONS & TRADE POLICIES**

# BLACK PEPPER MARKET DYNAMICS: SPECULATION & SCARCITY

Industry sources indicate that the black pepper market in recent years has seen a resurgence of speculative activity, with high prices and scarce supply attracting investors and traders to hoard goods. Inventory carried over to 2026 is estimated at only around 40,000 tons, further strengthening the 'price-holding' mentality and contributing to a new price level instead of a deep correction. In May, with domestic prices stabilizing at peak levels but not falling but, many farmers and consumers are reluctant to sell, forcing businesses needing immediate delivery to accept very high purchase prices.

1

Traders and investors hoard goods awaiting higher prices.



2

Low inventory creates a sense of scarcity.



3

Price volatility increases due to speculation.



4

Businesses find it difficult to acquire goods at reasonable prices.





# Farmers **Withholding Stock,** Inventory **Held Back**


As harvest winds down across the Central Highlands, farmers are holding back inventory after heavy early-season selling. This tightening of supply is a structural support factor for prices heading into Q3 2026.

PTEXIM CORP

# DOMESTIC FERTILIZER PRICE INCREASES & IMPACT ON PEPPER GROWERS

## MARCH - APRIL 2026: PRICE SURGE

**1**

 **FERTILIZER PRICES INCREASED**

**5% - 15%**

— Few examples: —

PHU MY & CA MAU UREA

**630,000 - 690,000**

VND / 50kg bag

**2**

 **DAP FERTILIZER**

**1.1 - 1.3**

MILLION VND / bag

**3**

 **NPK 16-16-8 FERTILIZER**

**700,000 - 820,000**

VND / bag


## REASONS FOR THE INCREASE

 **1. RISING ENERGY PRICES**

Gas and Oil prices climbing

 **2. GLOBAL MARKET TENSIONS**

Conflicts in the Middle East

 **3. RAW MATERIAL SUPPLY DISRUPTIONS**

Scarcity of sulfur and other inputs

## IMPACT ON AGRICULTURE (JAN-APR 2026)

**1**

 **FERTILIZER IMPORTS**

**1.37 MILLION TONS**

AVG PRICE: US\$ 330.61 / TON

**2**

 **HIGH INPUT COSTS**

For Pepper Growers


RAISING BLACK PEPPER PRICES





# Pepper Market Forecast: Stable Growth Amid Geopolitical Uncertainty

## 1. Prolonged Conflict Scenario



 Vietnam's key exports are expected to maintain stable growth.


 Export volume may be similar to or slightly lower by about 3-5% compared to 2025 (248,000 tons).


 Export value is still expected to increase by 5-10% due to sustained high prices.




## 2. Middle East Conflict Ends Soon Scenario



 Exports could record more positive growth.

 Export volume increasing by about 5-10%.

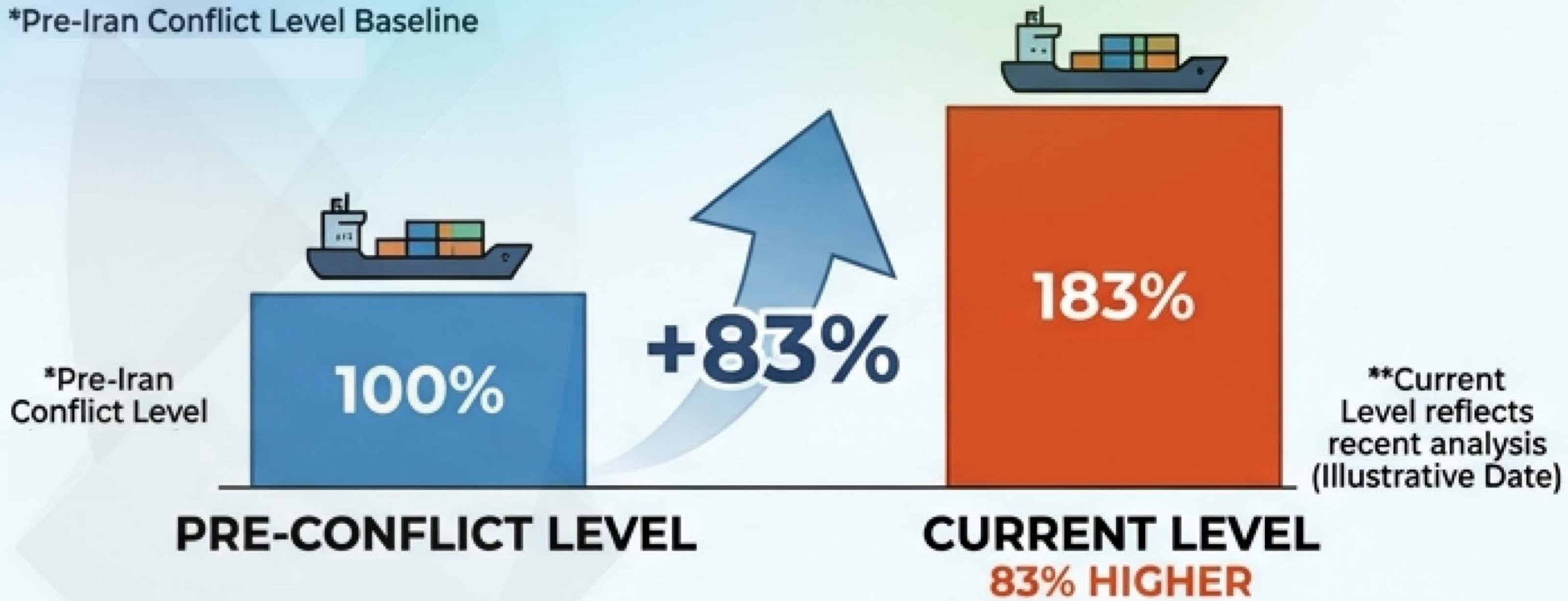
 Export value increasing by 10% or more.



# MARKET ANALYSIS: DREWRY'S IACI & CONFLICT IMPACT

## INTRA-ASIA CONTAINER INDEX (IACI) (Illustrative Percentage of Pre-Conflict Level)

\*Pre-Iran Conflict Level Baseline



\*\*Figures are representative and illustrative\*\*

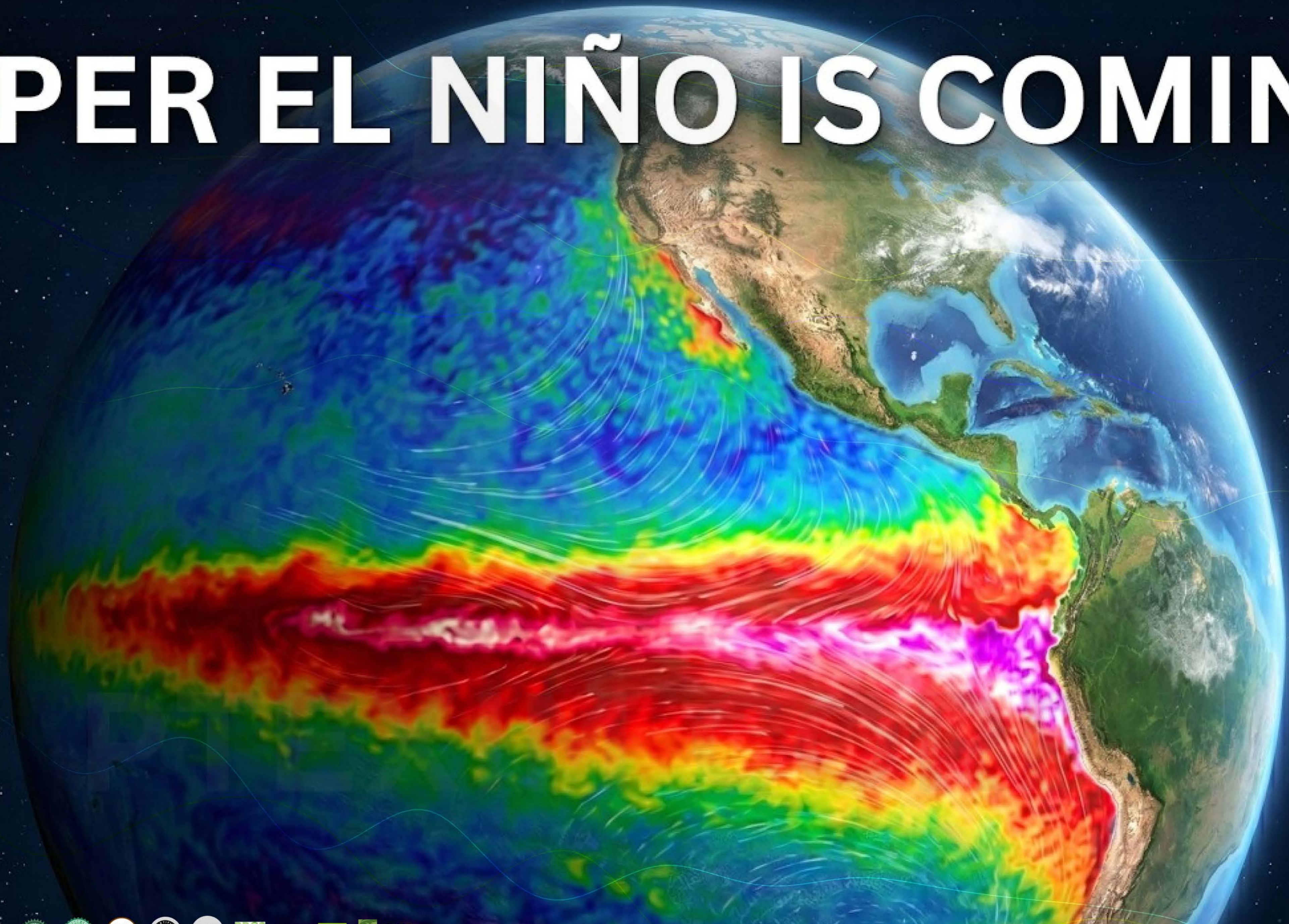
### PRIMARY CAUSES OF THE INCREASE:

**1. HIGHER BUNKER COSTS**  
 Fueled by rising global oil prices & new surcharges.  
 (Fuel costs are illustrative data points)


**2. REDUCED CAPACITY**  
 Rerouting & network adjustments lead to tighter space.  
 (Availability is an illustrative assessment)

**3. STRONG DEMAND**  
 Robust trade volumes & peak season front-loading.  
 (Demand level is an illustrative projection)

# SUPER EL NIÑO IS COMING



# SUPER EL NIÑO 2026: IMPACTS ON VIETNAM'S NEW PEPPER CROP



## 1. INCREASED HEAT & DROUGHT

Intense sun, high temperatures, dry soil



## 2. REDUCED RAINFALL, DELAYED RAINY SEASON

Very little rain, later arrival arrival of wet weather



## 3. SEVERE IRRIGATION WATER SHORTAGE IN THE CENTRAL HIGHLANDS

Lack of water for fields



## 4. FLOWERING & FRUIT DROP ARE LIKELY

Loss of blossoms and young peppers



## 5. SIGNIFICANTLY REDUCED YIELD OF THE NEW CROP

Much lower production



## 6. INCREASED PESTS, DISEASE OUTBREAKS & LEAF BLIGHT


More harmful insects and illnesses



## 7. STRONGEST RISK IN AREAS WITH DEPENDENT RAINFALL

High vulnerability for farms needing rain

# BLACK PEPPER: CLIMATE CONDITIONS & IMPACT



**SOIL MOISTURE RECOVERY  
(After Early Heat)**



**STORMS STRESS VINES**



**COMPLICATE DRYING & LOGISTICS  
(In Some Districts)**

For pepper, these conditions support soil moisture recovery after early heat, but storms can stress vines and complicate drying and logistics in some districts.

**May  
2026**

**VIETNAM  
CASSIA  
EXPORTING  
REPORT**



**PTEXIM CORP**

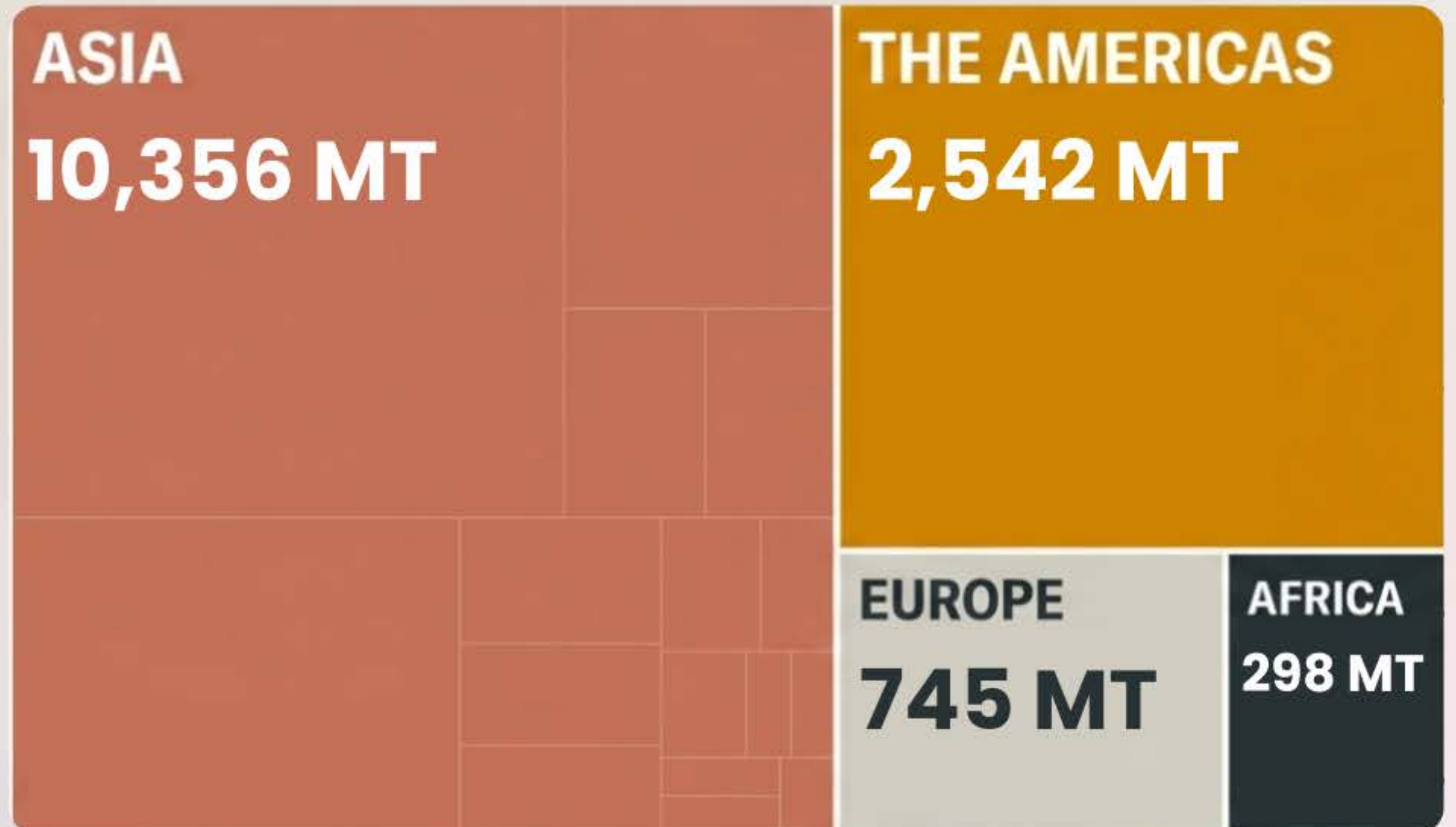
**PTEXIM RESEARCH**

# Cassia Exports Insight | May 2026

**13,941** MT  
Export  
11.6% YoY

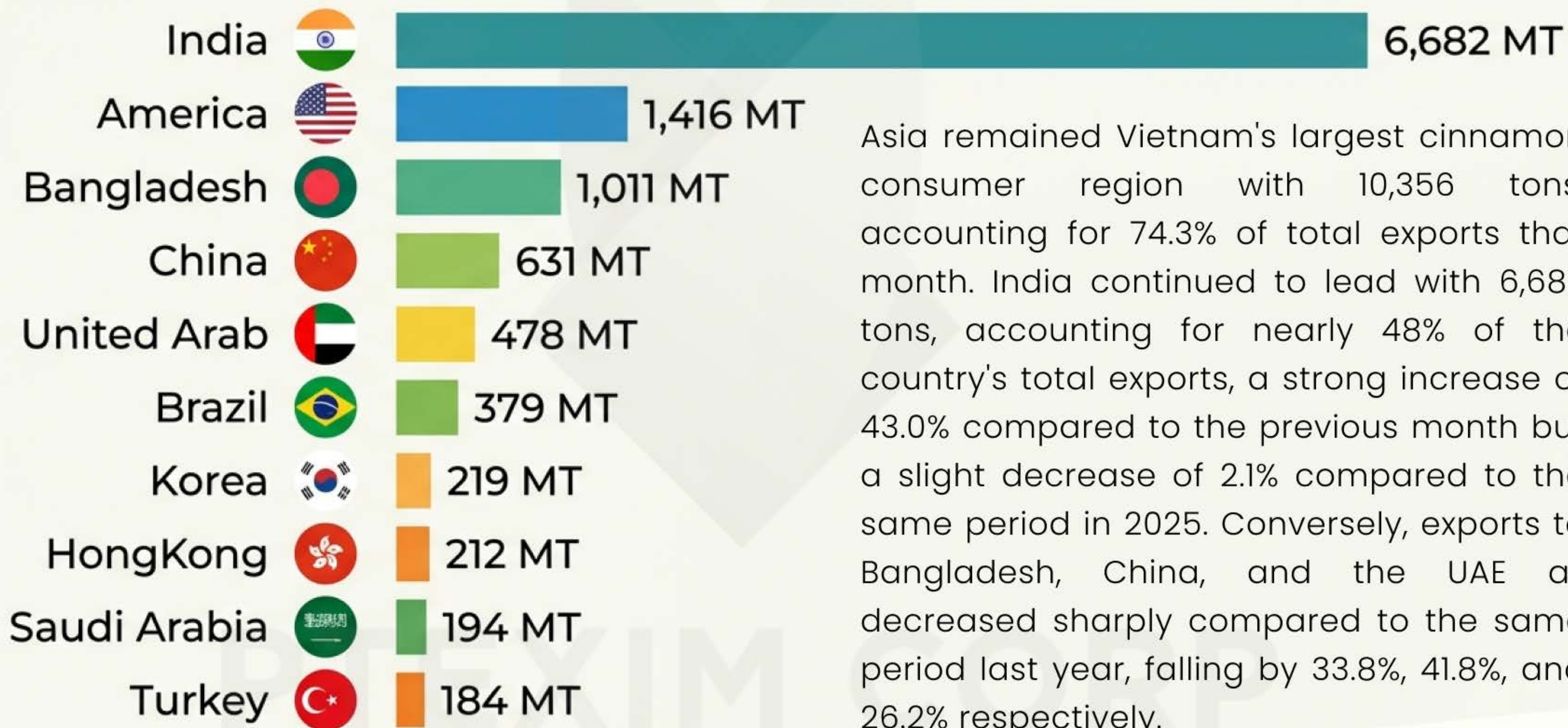
**35.2** Mil \$  
Turnover

In May 2026, Vietnam exported 13,941 tons of cinnamon, generating \$35.2 million in revenue, an increase of 11.6% in volume and 13.4% in value compared to the previous month, but a decrease of 11.4% in volume compared to May 2025.





# TOP 10 COUNTRIES IMPORTING CASSIA CINNAMON FROM VIETNAM (MT)



Asia remained Vietnam's largest cinnamon consumer region with 10,356 tons, accounting for 74.3% of total exports that month. India continued to lead with 6,682 tons, accounting for nearly 48% of the country's total exports, a strong increase of 43.0% compared to the previous month but a slight decrease of 2.1% compared to the same period in 2025. Conversely, exports to Bangladesh, China, and the UAE all decreased sharply compared to the same period last year, falling by 33.8%, 41.8%, and 26.2% respectively.



# Cassia Exports In 5 Months 2026 Insight



**48,686** MT  
Export



**124.3** Mil \$  
Turnover

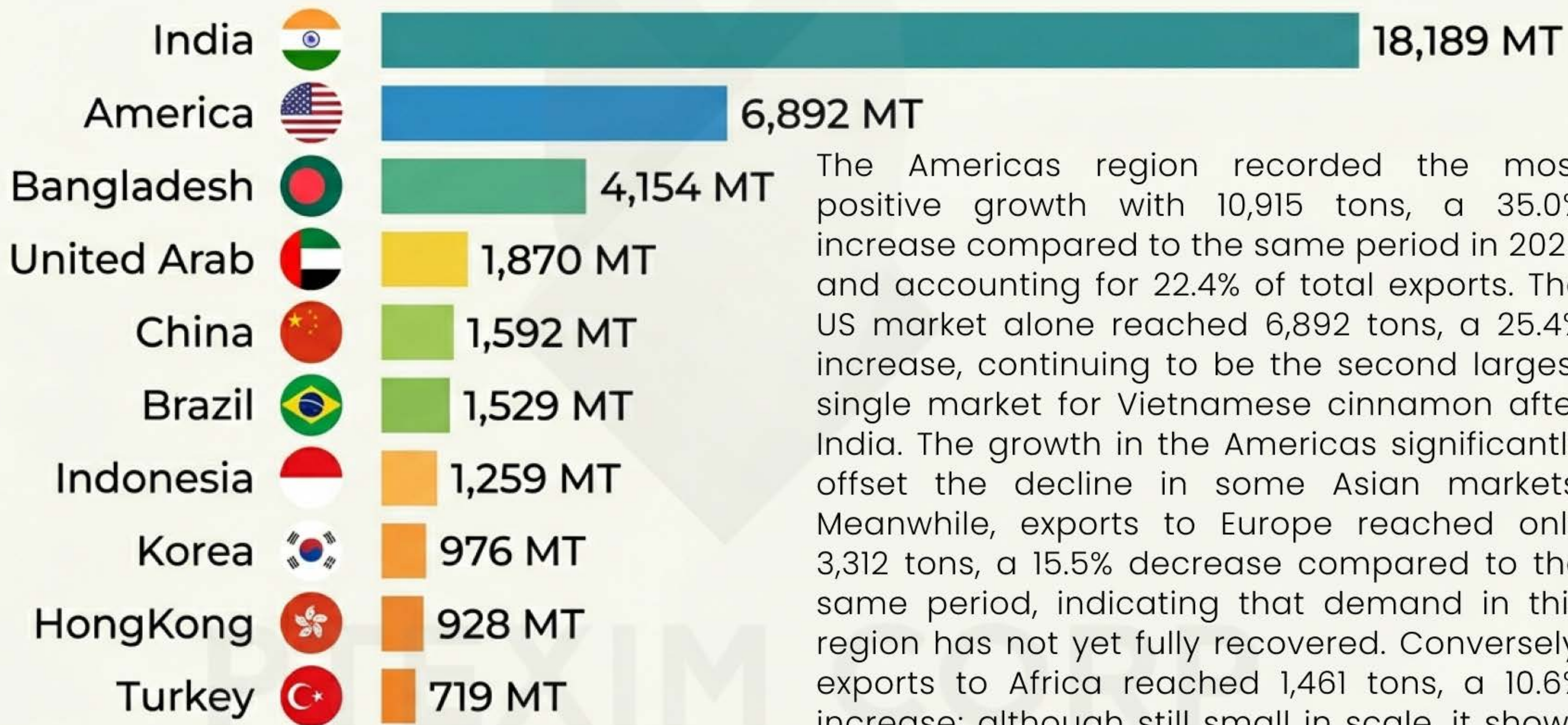


**2.0%**  
Volume

In the first five months of 2026, Vietnam exported 48,686 tons of cinnamon, generating revenue of US\$124.3 million, an increase of 2.0% in volume and 1.0% in value compared to the same period in 2025. Asia continued to be Vietnam's largest cinnamon consumer region with 32,998 tons, accounting for 67.8% of total exports, although still down 4.0% compared to the same period last year. Within this region, India continued to be the leading market with 18,189 tons, accounting for 37.4% of the country's total exports and increasing by 9.8% compared to the same period. Bangladesh reached 4,154 tons, a slight increase of 0.8%. Conversely, exports to the UAE and China decreased sharply, by 32.5% and 38.7% respectively, reflecting weakening import demand in these two markets.



# TOP 10 COUNTRIES IMPORTING CASSIA CINNAMON FROM VIETNAM - Jan to May 2026

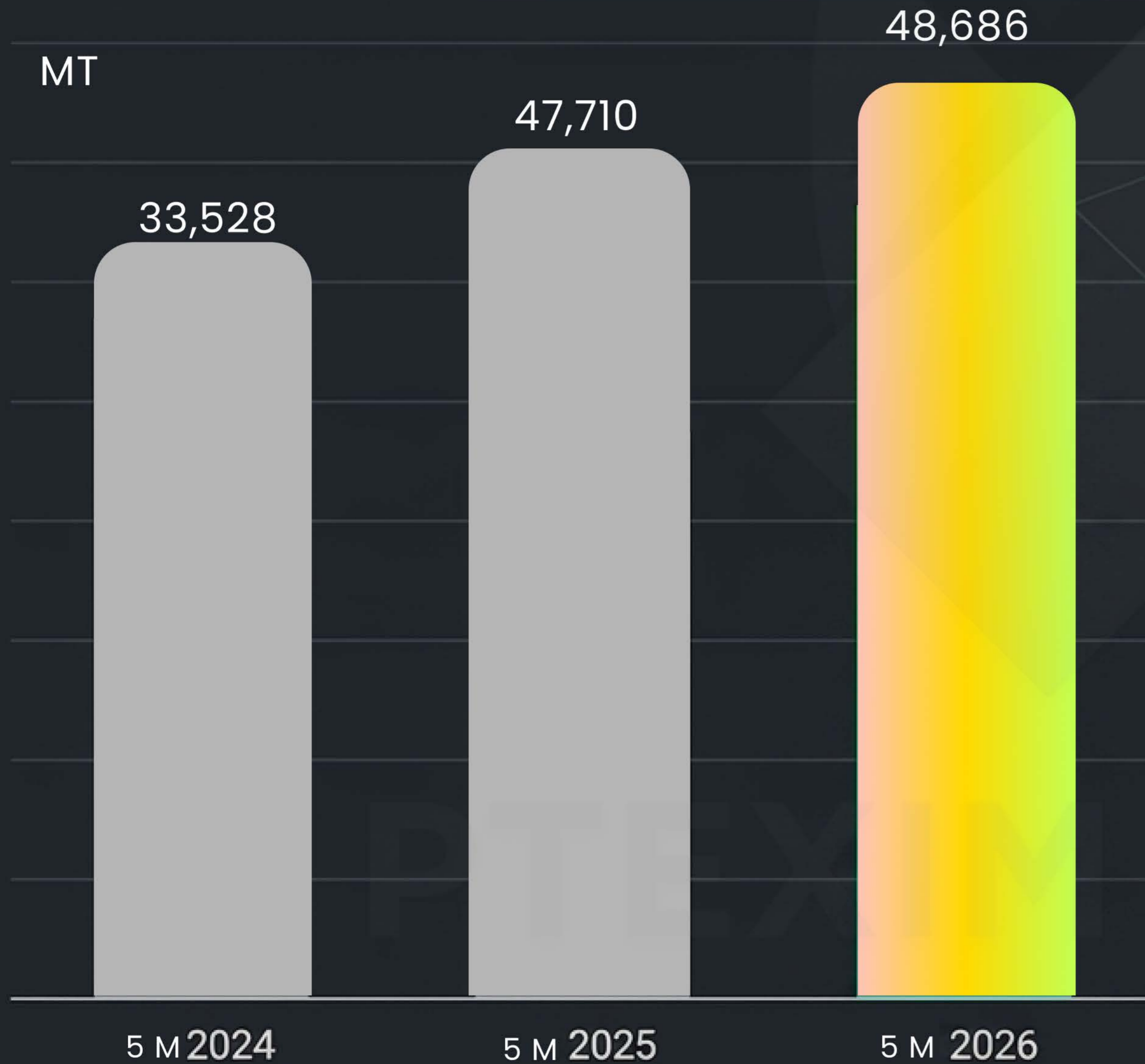


The Americas region recorded the most positive growth with 10,915 tons, a 35.0% increase compared to the same period in 2025 and accounting for 22.4% of total exports. The US market alone reached 6,892 tons, a 25.4% increase, continuing to be the second largest single market for Vietnamese cinnamon after India. The growth in the Americas significantly offset the decline in some Asian markets. Meanwhile, exports to Europe reached only 3,312 tons, a 15.5% decrease compared to the same period, indicating that demand in this region has not yet fully recovered. Conversely, exports to Africa reached 1,461 tons, a 10.6% increase; although still small in scale, it shows positive growth potential.



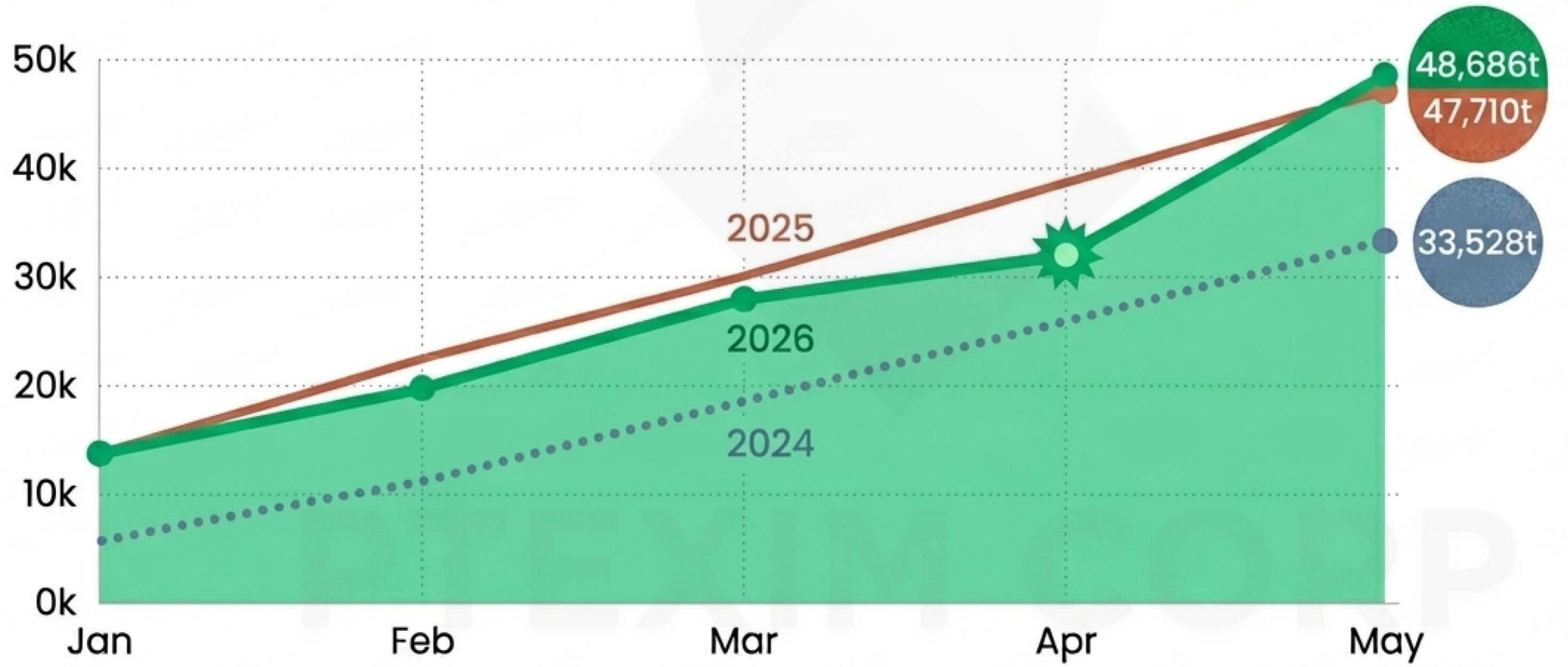
# 5 Months Cassia Exports Insight

MT



Growth rate: Compared to the same period in 2025, export volume increased sharply by 2.0%, and revenue increased by 1.0%.

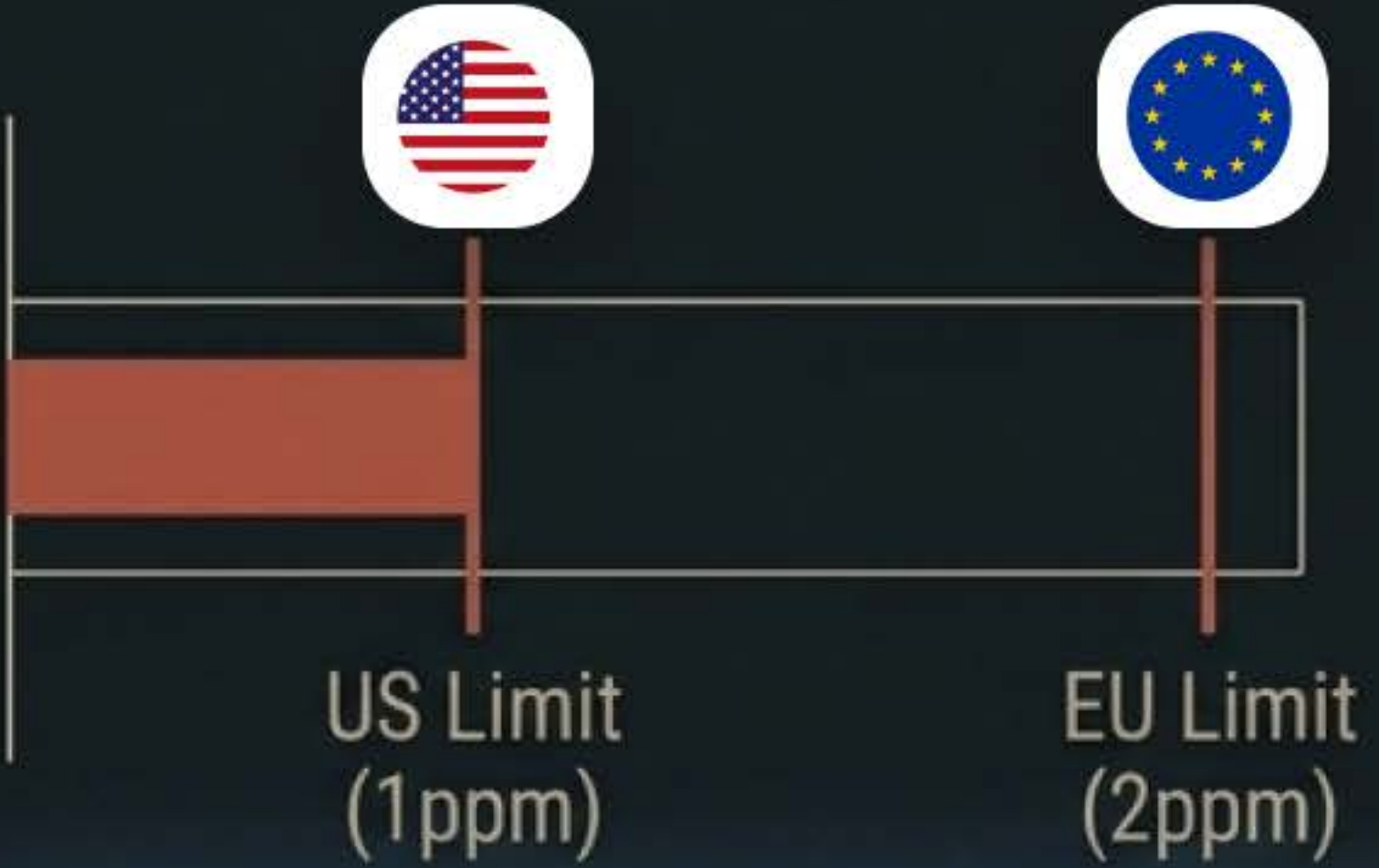
# 2026 volume outpaces historical benchmarks, driven by a powerful late-spring surge



**Momentum recovered late in the quarter, ensuring YTD growth remains in territory.**

# Global Compliance Architecture & Product Guarantees

## Lead Limits



Exceeds US and EU standards. Guaranteed strictly less than or equal to 1ppm.

## Coumarin Thresholds



Precisely controlled processing to guarantee strictly 2000ppm or 3000ppm parameters based on regional buyer requirements.

## Metal Powder Limits



Exceeds KFDA (South Korea) Standards. Guaranteed strictly under 10ppm.

↓



# GUARANTEED LEAD



## CONTENT

We Can Offer Cassia Products According To European And American Standards With Guaranteed LEAD Content Of 1ppm And 2ppm. COUMARIN 2000ppm Or 3000ppm. Metal Powder As KFDA Standard.

*Please Contact For Further Demand For Cassia Stick / Cassia Split / Cassia Broken / Cassia Powder ...*



 **1 PPM**

 **2 PPM**

 **10 PPM**  
Metal Powder



# OTHERS SPICES

CINNAMON (CASSIA) / TURMERIC / STAR ANISE / GINGER



## STAR ANISE

We can offer Star anise with premium quality and ensure European standards for Pesticide/ Anthraquinone/ PAH... etc.



## GINGER

Please send us any request for Ginger Sliced/ Polished Ginger Finger/ Ginger Powder...



## TURMERIC

The market **uptrend** and **very limited raw material** offer available. Please contact for further demand for Turmeric Sliced/ Polished Turmeric Finger / Turmeric Powder ...



# WHOLE PEPPER






**ETO treated**

**+90\$/MT**



**Pesticide guarantee**  
**EU compliance** 

**+180\$/MT**

<u>NO</u>	 ITEM	FOB (USD/MT)	 EU MAINT PORT	 NY/BAL
1	VBP 500 G/L FAQ	\$5.620	\$5.800	\$5.860
2	VBP 550 G/L FAQ	\$6.080	\$6.260	\$6.320
3	VBP 500 G/L Double Spiral Cleaned	\$6.105	\$6.285	\$6.345
4	VBP 550 G/L Double Spiral Cleaned	\$6.215	\$6.395	\$6.455
5	VBP 570 G/L Double ASTA	\$6.325	\$6.505	\$6.565
6	VBP 5MM Jumbo Size	\$6.435	\$6.615	\$6.675
7	White PEPPER 630 G/L ASTA	\$8.885	\$9.065	\$9.125
8	Dry Decorticating White Pepper	\$9.770	\$9.950	\$10.010

# STEAM

# STERILIZED

# PEPPER



**Pesticide guarantee**  
**EU compliance** 

**+180\$/MT**

	ITEM	FOB (USD/MT)	EU MAINT PORT	NY/BAL
NO				
1	Steam Sterilized Pepper 500G/L	\$6.415	\$6.595	\$6.655
2	Steam Sterilized Pepper 550G/L	\$6.580	\$6.760	\$6.820
3	Steam Sterilized Pepper 570G/L	\$6.690	\$6.870	\$6.930
4	Steam Sterilized White Pepper 630G/L	\$9.400	\$9.580	\$9.640



**PEPPER  
POWDER  
STEAM  
STERILIZED  
CONVENTIONAL  
QUALITY**


**GROUND STEAM STERILIZED BLACK PEPPER**



NO	ITEM	FOB
1	- Table HTST black pepper 18 -> 24#	\$5.825
2	- Coarse HTST black pepper 28#	\$5.715
3	- Ground HTST black pepper 40# - 60#	\$5.610
4	- Ground HTST white pepper 40 -> 100#	\$9.310



**PEPPER  
POWDER  
GUARANTEE  
FULL EU   
COMPLIANCE  
PREMIUM  
QUALITY**

	ITEM	FOB (USD/MT)
	 <b>Pesticide guarantee</b> <b>EU compliance</b>	
1	- Half Cracked HTST black peppe 6 -> 8#	\$7.295
2	- Granulate HTST black pepper 8 -> 12#	\$7.230
3	- Table HTST black pepper 18 -> 28#	\$7.160
4	- Fine HTST black pepper 30 -> 34#	\$7.160
5	- Ground HTST black pepper 40 -> 100#	\$6.960
6	- Ground HTST white pepper 40 -> 100#	\$10.000

# Organic Black Pepper



**Organic Steam Sterilized Black Pepper**

**Organic Steam Sterilized White Pepper 630G/L**

**FOB**

**\$9.405**

**\$12.950**

**EU**

**MAINT PORT**

**\$9.550**


**\$13.095**

**NY/BAL**

**\$9.560**

**\$13.105**

# CASSIA (CINNAMON)



## CONVENTIONAL QUALITY

NO		FOB	NOTE
1	CASSIA BROKEN MACHINE CLEANED 2% VO	\$1.880	>2% VO
2	CASSIA BROKEN MACHINE CLEANED 2.5% VO	\$2.155	>2.5% VO
3	CASSIA STICK ROLLED 90%	\$4.525	>4% VO
4	CASSIA LONG STICK	\$4.325	>4% VO
5	CASSIA POWDER 2% VO	\$1.995	2% VO



## PREMIUM - EU GUARANTEE

		FOB	NOTE
6	CASSIA POWDER 3% VO min	\$2.750	3% VO
7	CASSIA BROKEN MACHINE CLEANED 3% VO	\$2.590	3% VO
8	CASSIA STICK ROLLED 90%	\$4.725	



## STEAM STERILIZED - EU GUARANTEE

		FOB	NOTE
9	CASSIA POWDER STEAM STERILIZED 3% VO	\$3.155	3% VO
10	CASSIA BROKEN STEAM STERILIZED 3% VO	\$2.990	2.5% VO
11	CASSIA STICK ROLLED 90% STEAM STERILIZED	\$4.825	

# Organic Cassia



## Organic Cassia

**ORGANIC CASSIA BROKEN MACHINE CLEANED 3.5% VO**

**ORGANIC CASSIA STICK ROLLED 90%**


**ORGANIC CASSIA POWDER STEAM STERILIZED 3% VO**

**FOB**

**\$3.590**

**\$5.125**

**\$3.755**



# STAR ANISE

## STAR ANISE

NO	ITEM	FOB	NOTE
1	STAR ANISE SPRING CROP	\$5.785	2.0cm, 80% up
2	STAR ANISE AUTUMN CROP	\$6.180	2.5cm, 80% up
3	STAR ANISE SUNDRIED EU COMPLIANCE	\$6.480	2.5cm, 80% up



1	ORGANIC STAR ANISE	\$7.780
2	ORGANIC STAR ANISE POWDER	\$7.130

# TURMERIC



## TURMERIC & STEAM STERILIZED TURMERIC POWDER

FOB

**TURMERIC FINGER**

**\$2.005**

**POLISHED TURMERIC FINGER**

**\$2.085**

**TURMERIC POWDER**

**\$1.890**

**TURMERIC SLICE SUN DRIED**

**\$1.570**

**WASHED TURMERIC SLICE SUN DRIED**

**\$1.770**

**TURMERIC SLICE MACHINE DRIED**

**\$2.205**

**TURMERIC POWDER STEAM STERILIZED**

**\$2.330**



# GINGER

## GINGER CONVENTIONAL QUALITY

FOB

**GINGER POWDER**

**\$2.480**

**GINGER SLICED**

**\$2.995**

**GINGER SLICED EXTRACTION**

**\$2.325**

## GINGER & STEM STERILIZED GINGER EU COMPLIANCE

FOB

**GINGER POWDER**

**\$3.630**

**GINGER SLICED**

**\$3.670**

**GINGER POWDER STEAM STERILIZED**

**\$4.115**

**GINGER SLICED STEAM STERILIZED**

**\$4.155**



**ORGANIC GINGER POWDER**

FOB

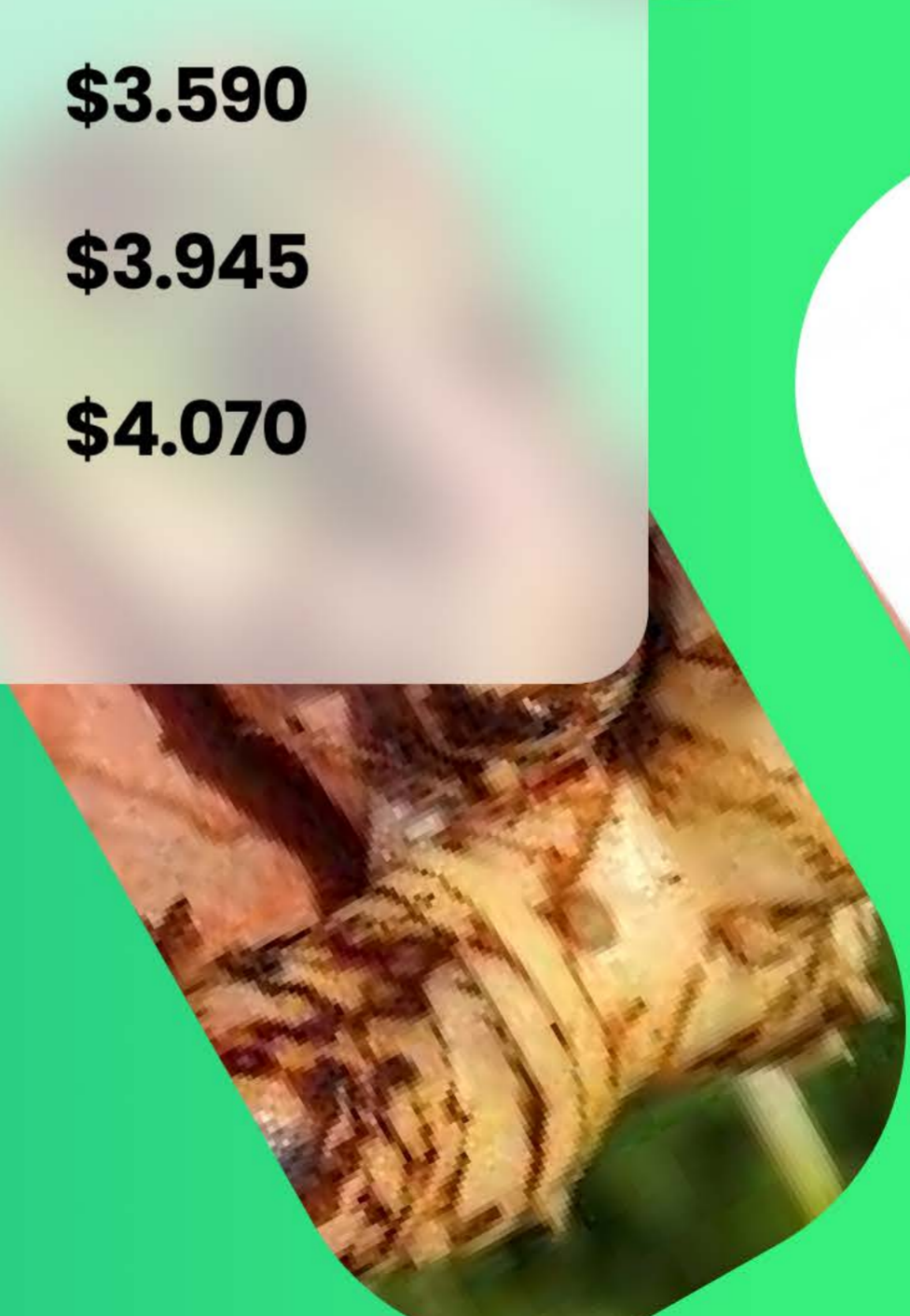
**\$7.260**

**ORGANIC GINGER SLICED**

**\$7.340**



# GALANGAL



## **GALANGAL & STEM STERILIZED – EU COMPLIANCE**

**FOB**

**GALANGAL POWDER**

**\$3.475**

**GALANGAL SLICED**

**\$3.590**


**GALANGAL POWDER STEAM STERILIZED**

**\$3.945**

**GALANGAL SLICED STEAM STERILIZED**

**\$4.070**

# OTHER HERBS & SPICES



NO		PTEXIM OFFER (\$/MT)
1	Chilly flakes, 20 SHU, 40% seeds, un sterilised	3.280
2	Chilly flakes 50% seeds, un sterilised	3.120
3	Chilly flakes 60% seeds, un sterilised	2.880
4	Chilly flakes 70% seeds, un sterilised	2.730
5	Chily Minced	3.420
6	Chily Seedless	4.250
7	Kashmiri chili powder 180 Asta	4.500
8	Kashmiri chili powder 160 Asta	3.900
9	Kashmiri chili powder 120 Asta	3.000
10	Ground Chili Powder 20 Shu, 70 Asta	2.450
11	Ground Chili Powder 40 Shu, 70 Asta	2.110
12	Ground Chili Powder 60 Shu, 70 Asta	2.450
13	Ground Chili Powder 100 Asta 40 shu	2.760
14	Cumin Powder 2% VO	2.430
15	Cumin Powder 1.5% VO	2.100
16	Coriander Powder	2.020
17	Clove Powder	7.680
18	Cardamom Poder	30.900
19	Nutmeg Powder	5.710
20	Fennel Powder	1.670
21	Fenugreek Powder	1.250



**Hien, Nguyen Vu**  
**General Director**

**spices@ptexim.com.vn**

**+84 90 22222 95**

43 Street 17, Quarter 5, Binh Trung Ward, Ho Chi Minh City, Vietnam

### PTEXIM CERTIFICATE



### SUSTAINABLE PROGRAMME

Pepper  
Cassia  
Star Anise  
Ginger  
Turmeric



# Monthly Report

## May

### PTEXIM FACTORY



**1. WHOLE SPICES FACTORY** (Daklak Province, VN)



**2. FOOD FACTORY** (Ngai Giao Commune, HCMC, VN)



**3. CASSIA & STAR ANISE FACTORY** (Xuan Ai Commune, Lao Cai Province, VN)

## Black Pepper, Cassia Cinnamon, Star Aniseed, Ginger